

# High Desert Pinto Mother's Day Jubilee

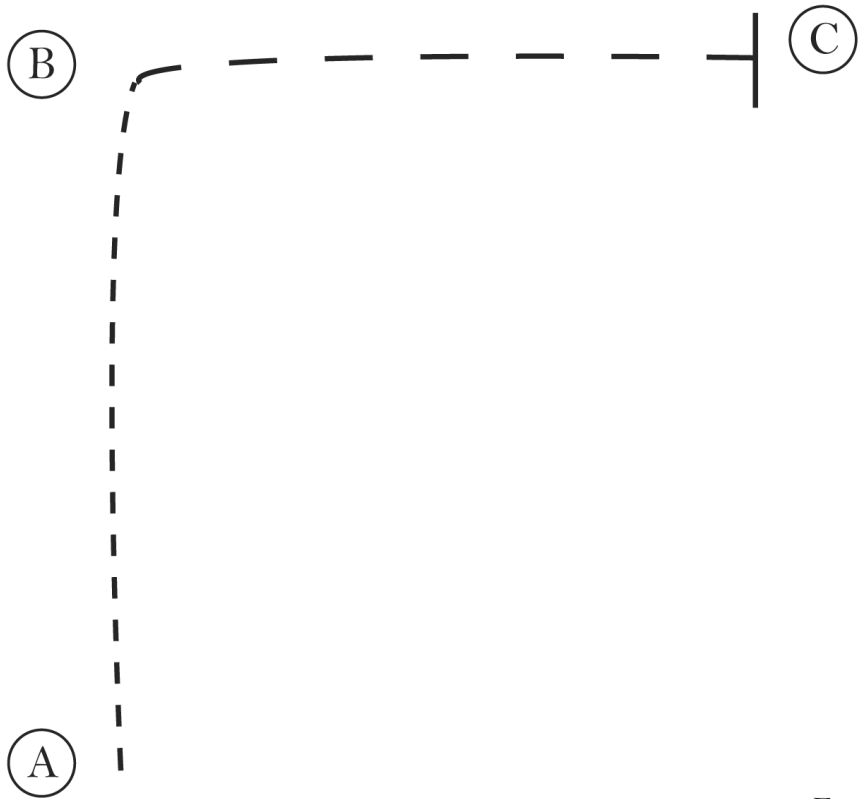
## Western Horsemanship Walk Trot (All Ages)

Show Date: 05/11/2014

w w w . H o r s e S h o w P a t t e r n s . c o m

w w w . H o r s e S h o w P a t t e r n s . c o m

1. Jog A to B
2. At B extend the jog to C
3. Stop at C



- Walk ..... (dotted line)
- Jog - - - - - (dashed line)
- Extended Jog - - - - - (long dashed line)
- Lope \_\_\_\_\_ (solid line)
- Leg Yield ||||| (vertical bars)
- Lead Change / (diagonal line)
- Back ←←←←← (curved arrows pointing left)
- Marker (B) (circle with B)
- Sidepass ←←←←← (dashed line with arrows pointing left)

[WH/WT-1]

Pattern Provided by:

*HDPtHA*

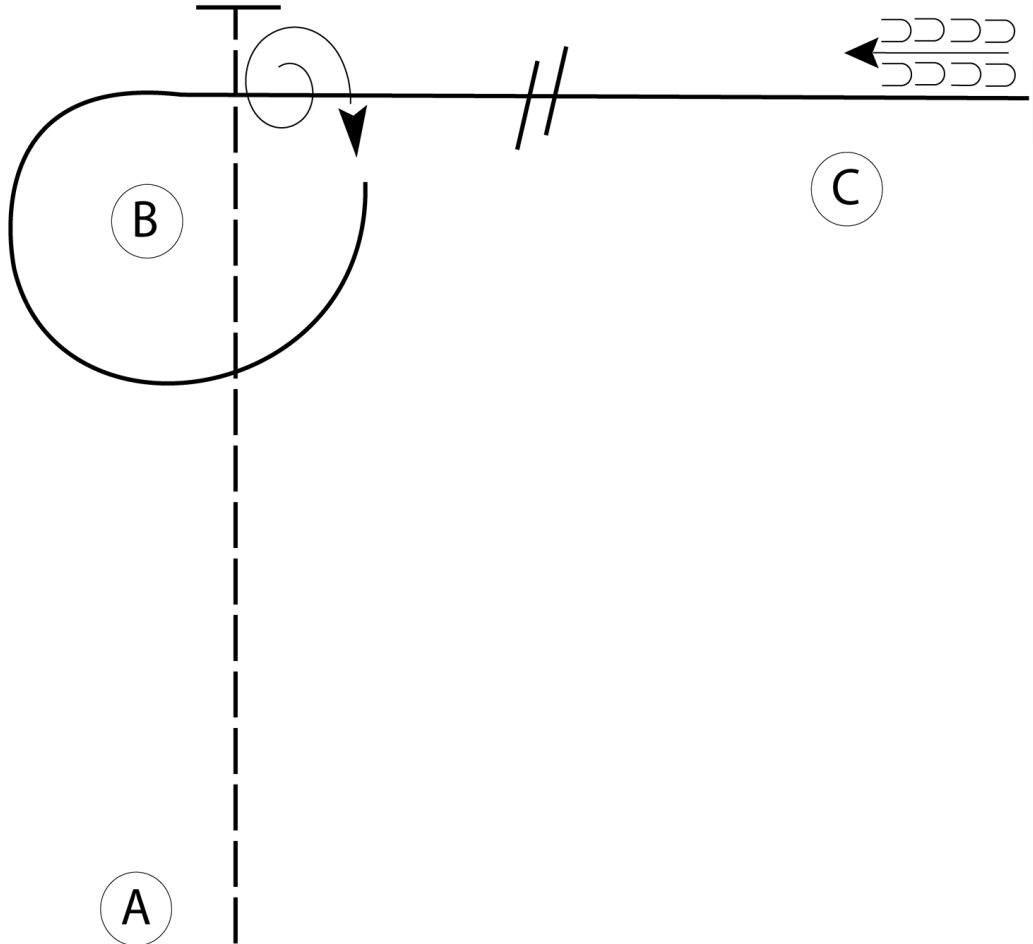
# High Desert Pinto Mother's Day Jubilee

## Western Horsemanship Pinto & Open (Youth & Amateur)

Show Date: 05/11/2014

W W W . H O R S E S H O W P A T T E R N S . C O M

W W W . H O R S E S H O W P A T T E R N S . C O M



Be ready at A.

1. Perform an extended jog from A past B
2. Stop past B and perform a 540 degree turn to the right.
3. Lope on the right lead around B and continue towards C.
4. Half way between B and C perform a simple lead change.
5. Continue to lope past C and stop.
6. Back to C.

Follow the instructions of your ring steward.

Walk	-----
Jog	-----
Extended Jog	-----
Lope	—————
Leg Yield	
Lead Change	— / —
Back	←←← ←←←
Marker	⊙ B
Sidepass	←-----←

[WH/3-6]

Pattern Provided by:

*HDPtHA*

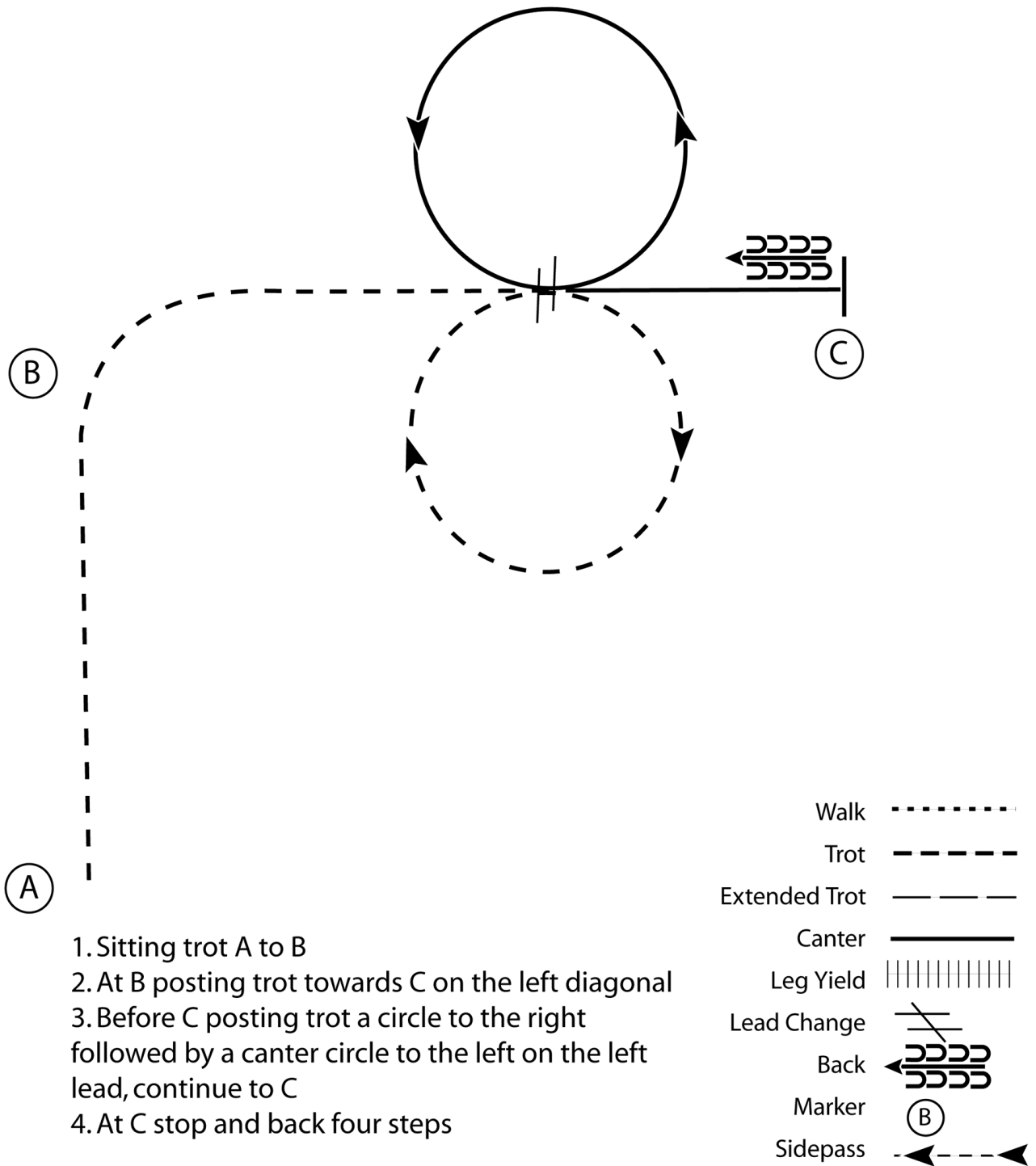
# High Desert Pinto Mother's Day Jubilee

## English Equitation Pinto (Youth/Amateur/Open)

Show Date: 05/11/2014

w w w . H o r s e S h o w P a t t e r n s . c o m

w w w . H o r s e S h o w P a t t e r n s . c o m



1. Sitting trot A to B
2. At B posting trot towards C on the left diagonal
3. Before C posting trot a circle to the right followed by a canter circle to the left on the left lead, continue to C
4. At C stop and back four steps

[HSE/1-10]

Pattern Provided by:

*HDPtHA*

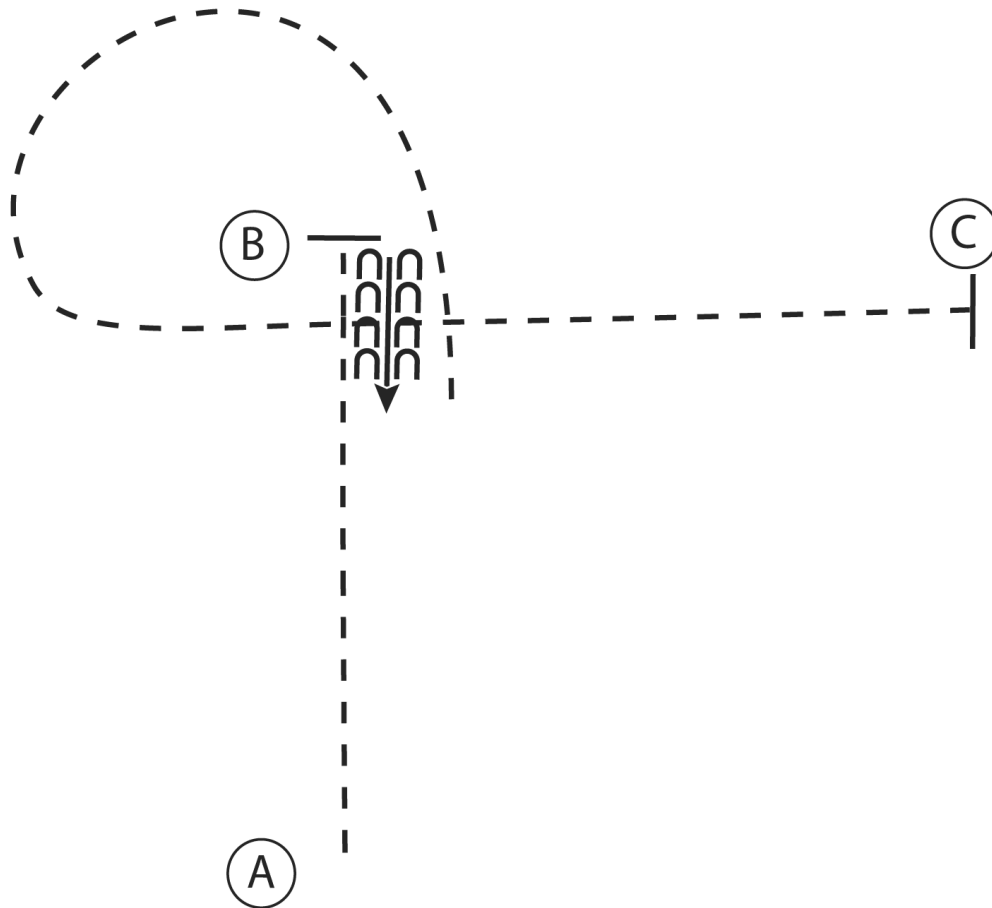
# High Desert Pinto Mother's Day Jubilee

## English Equitation All Walk Trot

Show Date: 05/11/2014

w w w . H o r s e S h o w P a t t e r n s . c o m

w w w . H o r s e S h o w P a t t e r n s . c o m



1. Trot A to B
2. At B stop and back 4 steps
3. Trot a circle around B and continue to C
4. Stop at C

Walk	.....
Trot	-----
Extended Trot	-----
Canter	—————
Leg Yield	
Lead Change	↘
Back	← C C C C C C C C C C
Marker	(B)
Sidepass	←-----←

[HSE/WT-2]

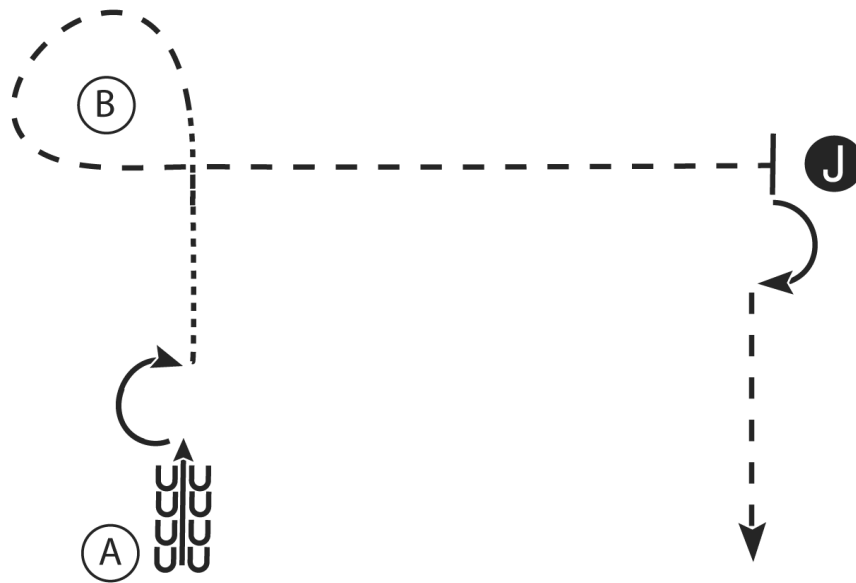
Pattern Provided by:

*HDPtHA*

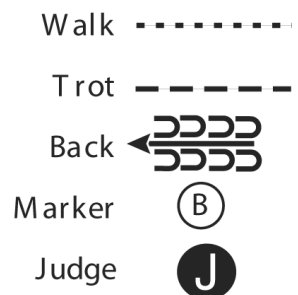
# High Desert Pinto Mother's Day Jubilee

## Showmanship Pinto English Youth/ Amateur

Show Date: 05/11/2014



1. At A back 4 steps
2. Perform a 180 degree turn
3. Walk to B
4. At B trot around B and to the judge, set up for inspection
5. When dismissed perform a 90 degree turn and trot straight away from the judge



[S/2-1]

Pattern Provided by:

*HDPtHA*

w w w . H o r s e S h o w P a t t e r n s . c o m

w w w . H o r s e S h o w P a t t e r n s . c o m

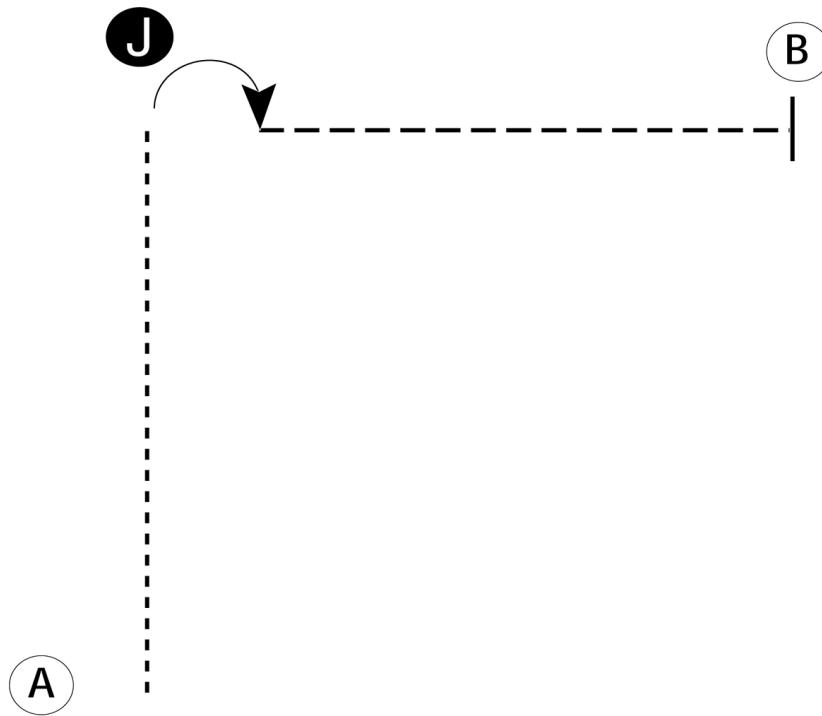
# High Desert Pinto Mother's Day Jubilee

## Showmanship Green As Grass

Show Date: 05/11/2014

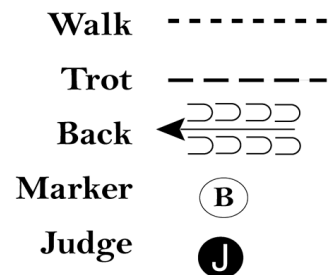
w w w . H o r s e S h o w P a t t e r n s . c o m

w w w . H o r s e S h o w P a t t e r n s . c o m



Be ready at A.

1. Walk from A to Judge.
2. Stop and set up for inspection.
3. When dismissed, perform a 90 degree turn.
4. Trot away from judge to B.
5. Stop at B.
6. Follow the instructions of your ring steward.



[S/WT-7]

Pattern Provided by:

*HDPtHA*

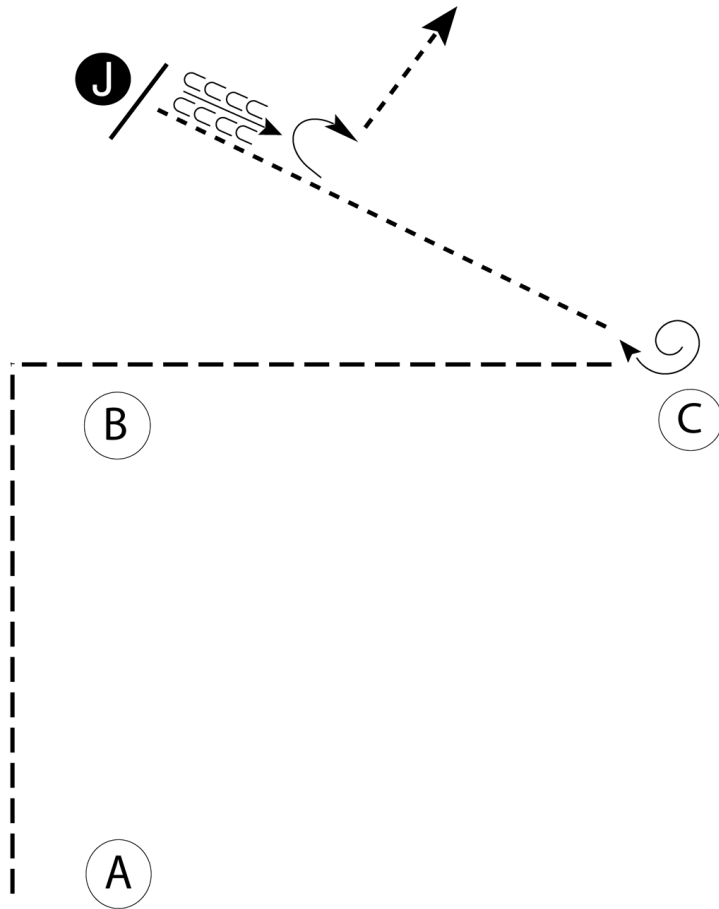
# High Desert Pinto Mother's Day Jubilee

## Western Showmanship Pinto Youth/Amateur/Open

Show Date: 05/11/2014

w w w . H o r s e S h o w P a t t e r n s . c o m

w w w . H o r s e S h o w P a t t e r n s . c o m



Be ready at A.

1. Trot to B.
2. Trot the corner at B and continue to trot to C.
3. Stop at C.
4. 1 5/8 turn at C.
5. Walk to judge and set up for inspection.
6. When dismissed, back one horse length.
7. 1/4 turn and walk off.

Walk	-----
Trot	- . - . - . - . - . - . - . - . - .
Back	←
Marker	⊙ B
Judge	● J

[S/2-20]

Pattern Provided by:

*HDPtHA*