

SHOWMANSHIP

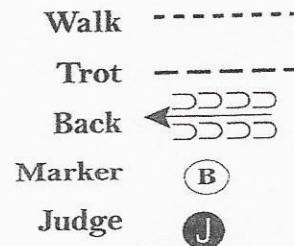
Walk/trot

Show Date: _____

Be ready at A.

1. Trot from A to and around B.
2. Walk to Judge, stop and set up for inspection.
3. When dismissed, perform a 1/4 turn.
4. Exit at a walk.

Follow the instructions of your ring steward.



[SWT-38]

Pattern Provided by:

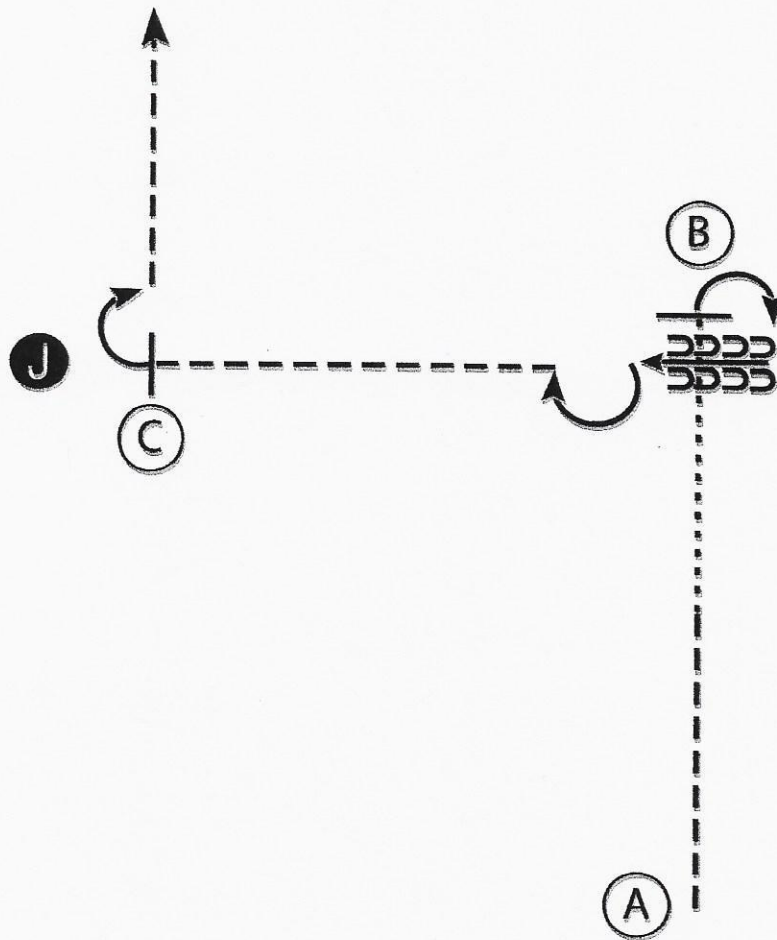
Tom Crowley

©2010 HorseShowPatterns.com. All Rights Reserved.

Mother's Day Show

Showmanship All

Show Date: May 12, 2019



1. Trot from A half way to B.
2. Break to walk and walk to B.
3. Stop and perform a 90 degree turn.
4. Back four steps and perform a 180 degree turn.
5. Trot to C. Stop and set up for inspection.
6. When dismissed perform a 90 degree turn.
7. Trot to line-up.

Walk
Trot - - - - -
Back ←
Marker (B)
Judge (J)

Pattern Provided by:

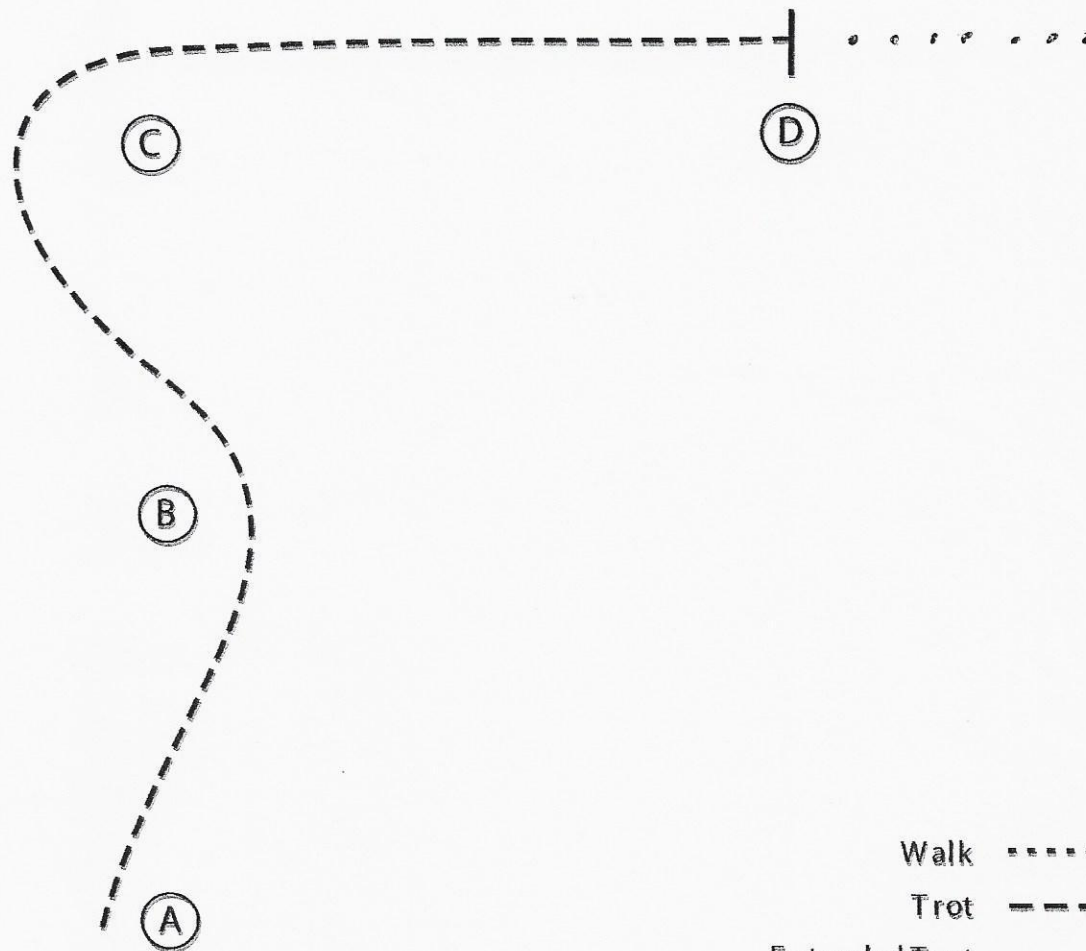
Ush Doo Dinto

[S/3-9]

Mother's Day Show

English Equitation Walk Trot (Walk Trot Non Pro)

Show Date: May 12, 2019



1. Posting trot A to B and B to and around C showing proper changes of diagonal
2. At C sitting trot to D
3. Stop at D *AND walk out*

Walk
Trot	-----
Extended Trot	=====
Canter	=====
Leg Yield	
Lead Change	
Back	
Marker	
Sidepass	

[HSE/WT-6]

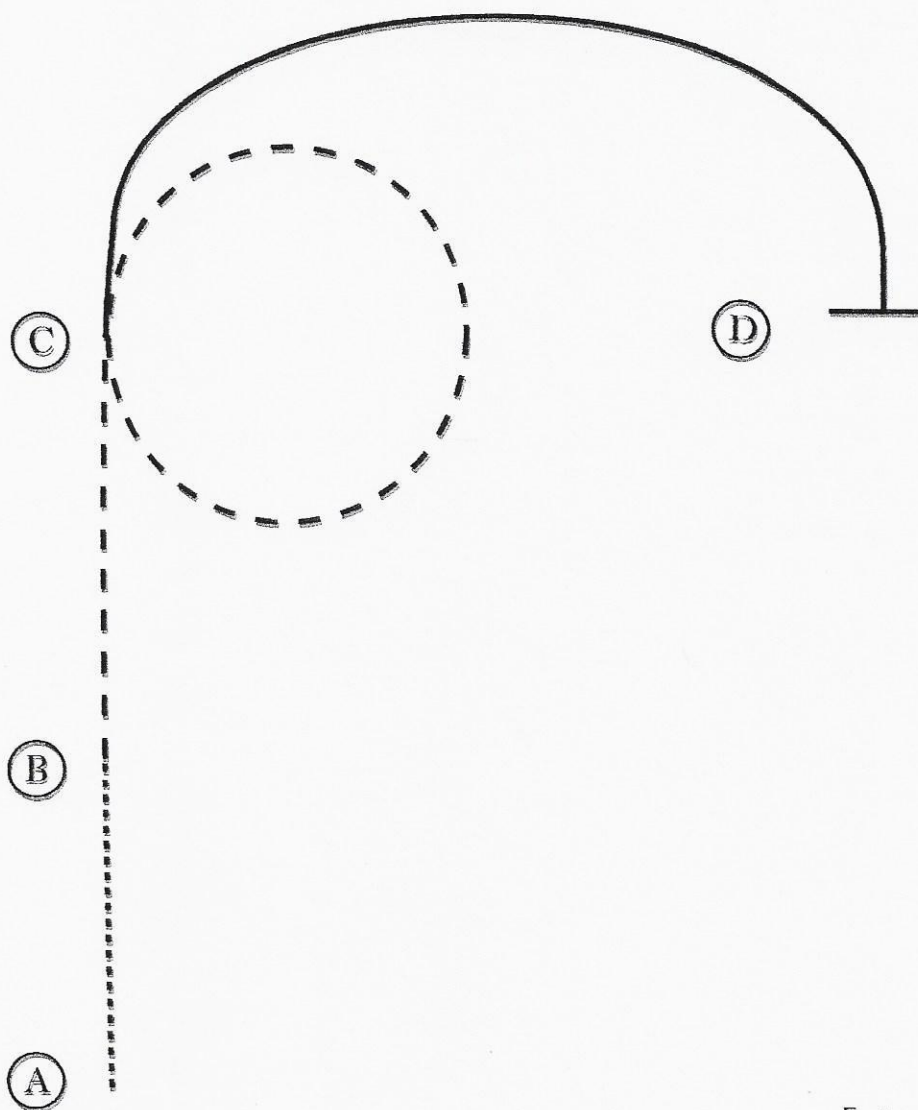
Pattern Provided by:

High Desert District

Mother's Day Show

English Equitation Pinto (Youth/Amateur)

Show Date: May 12, 2019



1. Walk A to B
2. At B posting trot to C on the right diagonal
3. At C posting trot a circle to the right on the left diagonal
4. At C canter on the right lead to D
5. Stop at D

Walk
Trot	-----
Extended Trot	-----
Canter	=====
Leg Yield	
Lead Change	
Back	
Marker	
Sidepass	

Pattern Provided by:

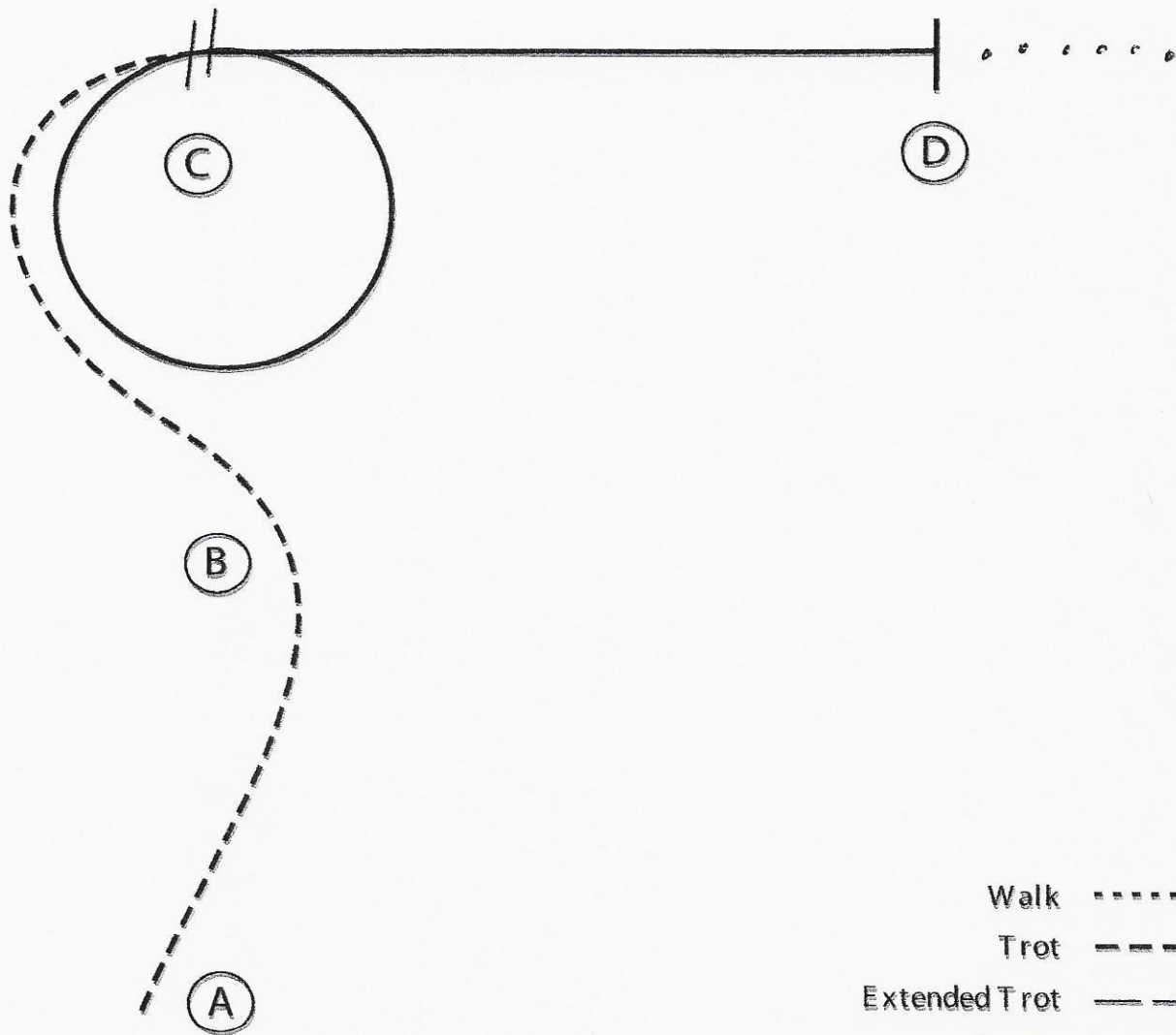
Uick Desert Pinto

[HSE/2-16]

Mother's Day Show

English Equitation All Breed

Show Date: May 12, 2019



1. Posting trot A to B on the right diagonal
2. Change diagonals at B and continue to C
3. At C canter a circle to the right on the right lead
4. At C perform a lead change and continue to D
5. Stop at D AND walk out

Walk
Trot	-----
Extended Trot	- - - - -
Canter	—————
Leg Yield	
Lead Change	↖ ↗
Back	⋈
Marker	(B)
Sidepass	← - - - -

Pattern Provided by:

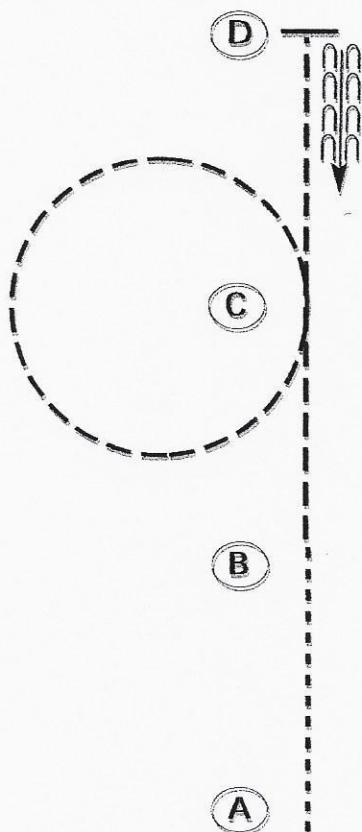
High Desert Dingo

[HSE/2-15]

Mother's Day Show

Western Horsemanship Walk Trot (Walk Trot Non Pro)

Show Date: May 12, 2019



Be ready at A.

1. Walk from A to B.
2. Jog to C and circle to the left.
3. Continue to jog to D.
4. Stop and D and back one horse length.

Retire to the rail or line up at a jog.

Walk	-----
Jog	-----
Extended Jog	-----
Lope	=====
Leg Yield	+++++
Lead Change	---/---
Back	← ← ←
Marker	⊙ B
Sidepass	←-----→

[WH/WT-24]

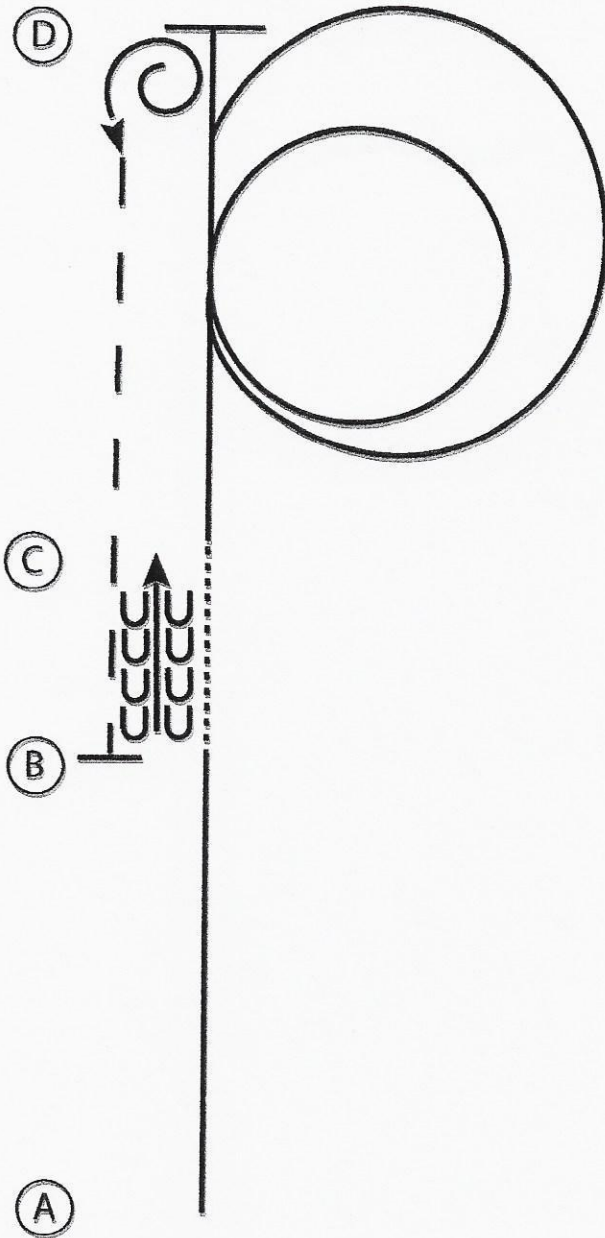
Pattern Provided by:

High Desert Dingo

Mother's Day Show

Western Horsemanship Pinto (Youth/Amateur)

Show Date: May 12, 2019



1. Lope A to B on the left lead
2. Walk B to C
3. At C lope on the right lead towards D
4. Before D lope a large fast circle to the right followed by a small slow circle to the right and continue to D
5. At D stop and perform a 540 degree turn to the left
6. Extend the jog to B
7. At B stop and back to C

Walk
Jog	-----
Extended Jog	=====
Lope	—————
Leg Yield	
Lead Change	
Back	
Marker	(B)
Sidepass	

Pattern Provided by:

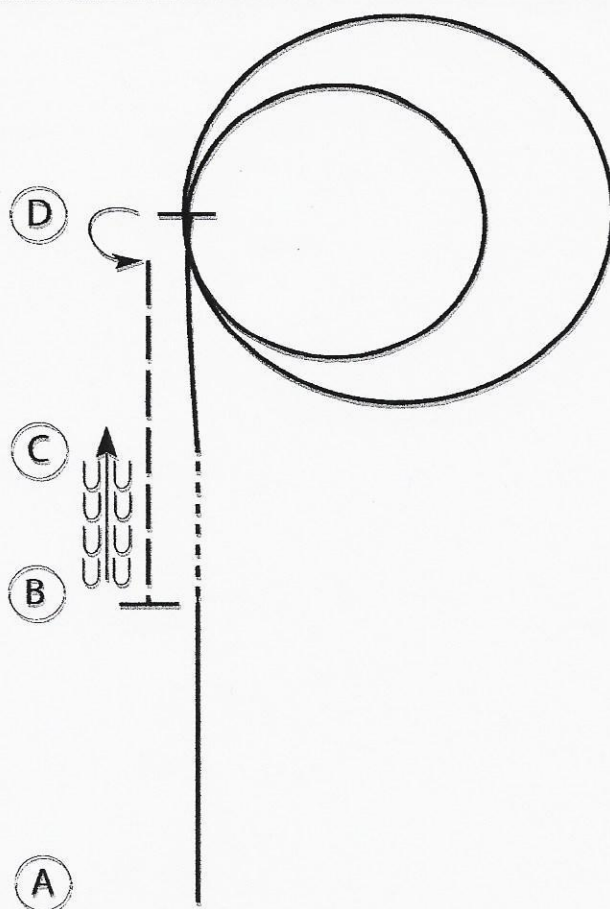
High Desert Pinto

[WH/3-10]

Mother's Day Show

Western Horsemanship All Breed

Show Date: May 12, 2019



Be ready at A.

1. Lope on the left lead to B.
2. Walk B to C.
3. Lope on the right lead to D.
4. Lope a large fast circle to the right.
5. Lope a small slow circle to the right.
6. Stop at D and perform a 180 degree spin to the left.
7. Extend the jog to B.
8. Stop at B and back to C.

Follow the instructions of your ring steward.

Walk	-----
Jog	-----
Extended Jog	-----
Lope	=====
Leg Yield	
Lead Change	↗↘
Back	← ↖↖↖ ↖↖↖
Marker	(B)
Sidepass	←-----→

Pattern Provided by:

Uick Desert Dingo

[WH/3-1]

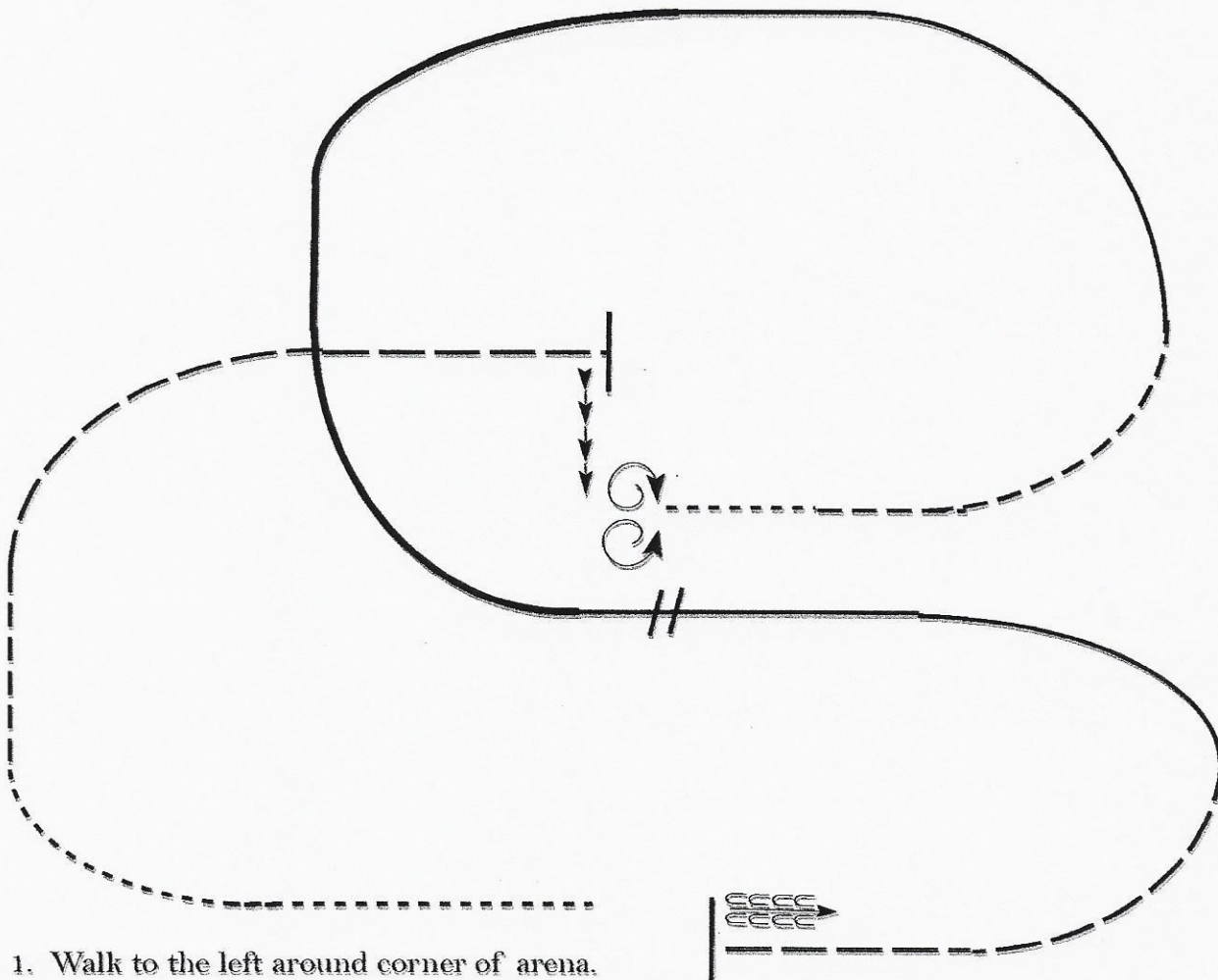
Mother's Day Show

Ranch Riding Non Pro

Show Date: May 12, 2019

www.HorseShowPatterns.com

www.HorseShowPatterns.com



1. Walk to the left around corner of arena.
2. Trot
3. Extend alongside of the arena and around the corner to center.
4. Stop, side pass right
5. 360 degree turn each direction (either way 1st)
6. Walk.
7. Trot.
8. Lope left lead
9. Extend the lope
10. Change leads (simple or flying)
11. Collect to the lope
12. Extend trot
13. Stop and back

Walk
Jog	-----
Extended Jog	- - - - -
Lope	=====
Lead Change	///
Back	←←←←←
Marker	ⓑ

Pattern Provided by:

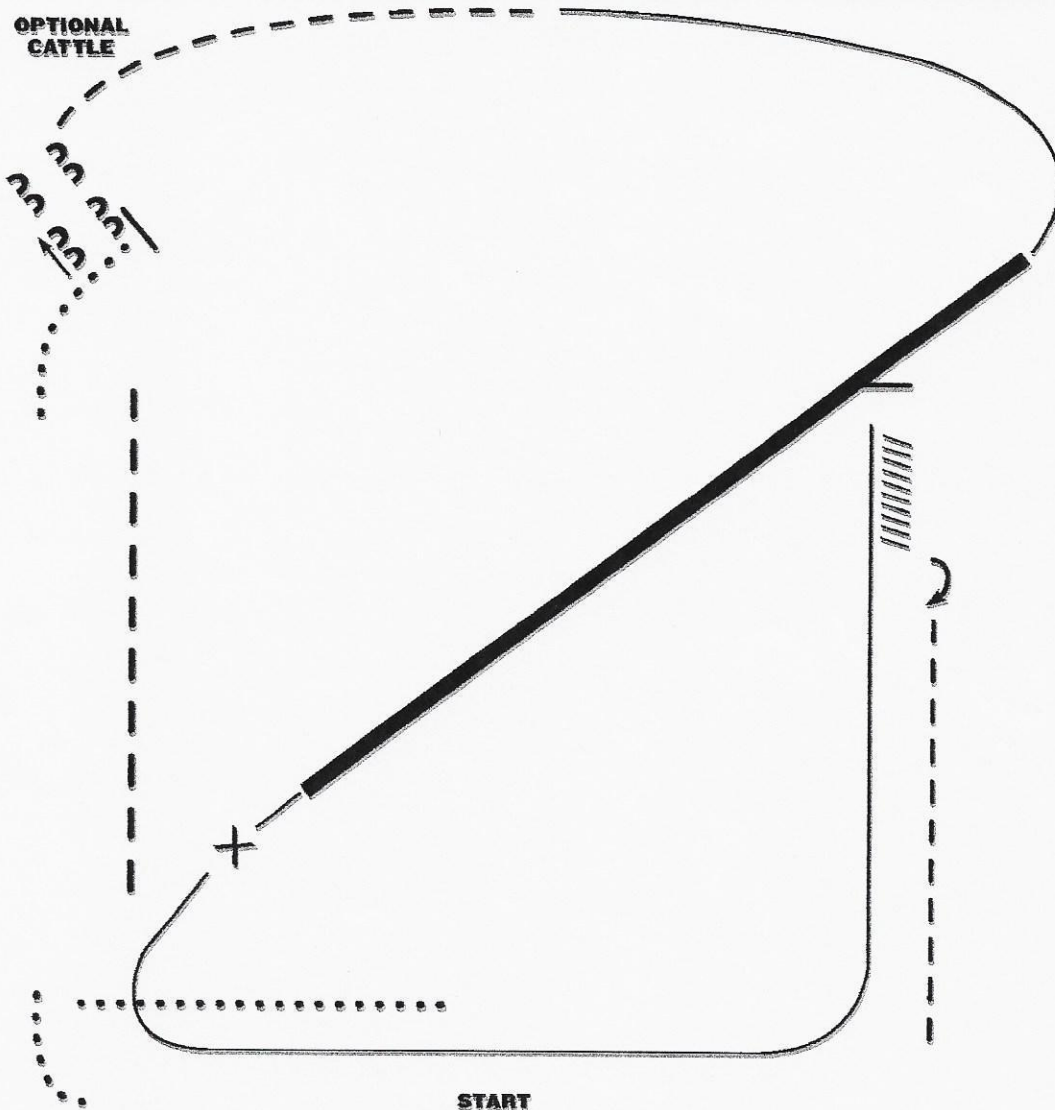
Mike Deane Pinto

[RR/3]

Mother's Day Show

Ranch Riding Open

Show Date: May 12, 2019



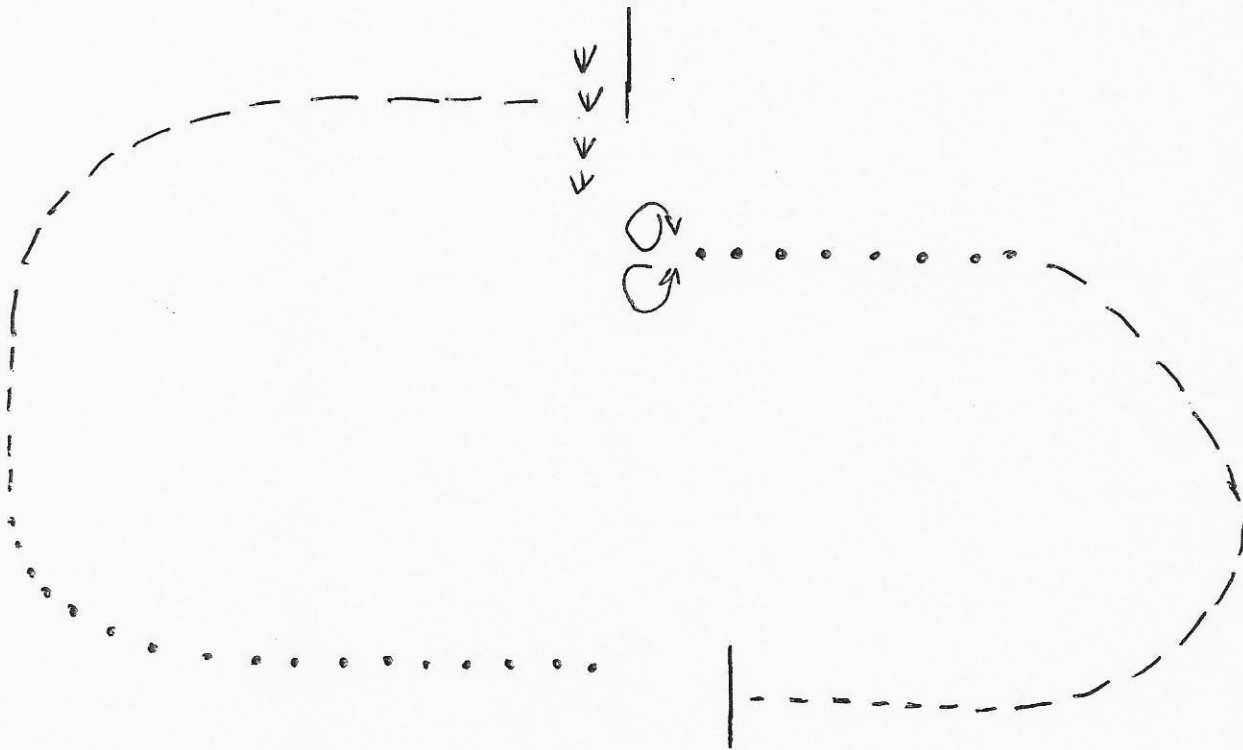
1. Walk
2. Extended trot
3. Walk
4. Stop, side pass left
5. Trot
6. Lope right lead
7. Extended Lope (right lead)
8. Collect lope and change leads (simple or flying)
9. Lope left lead
10. Stop and back
11. 180 turn to right
12. Trot

Note: The drawn description of this pattern is only intended for the general depiction of the pattern. Exhibitors should utilize the arena space to best exhibit their horses.

Pattern Provided by:

High Desert Dingo

RANCH HORSE WALK TROT



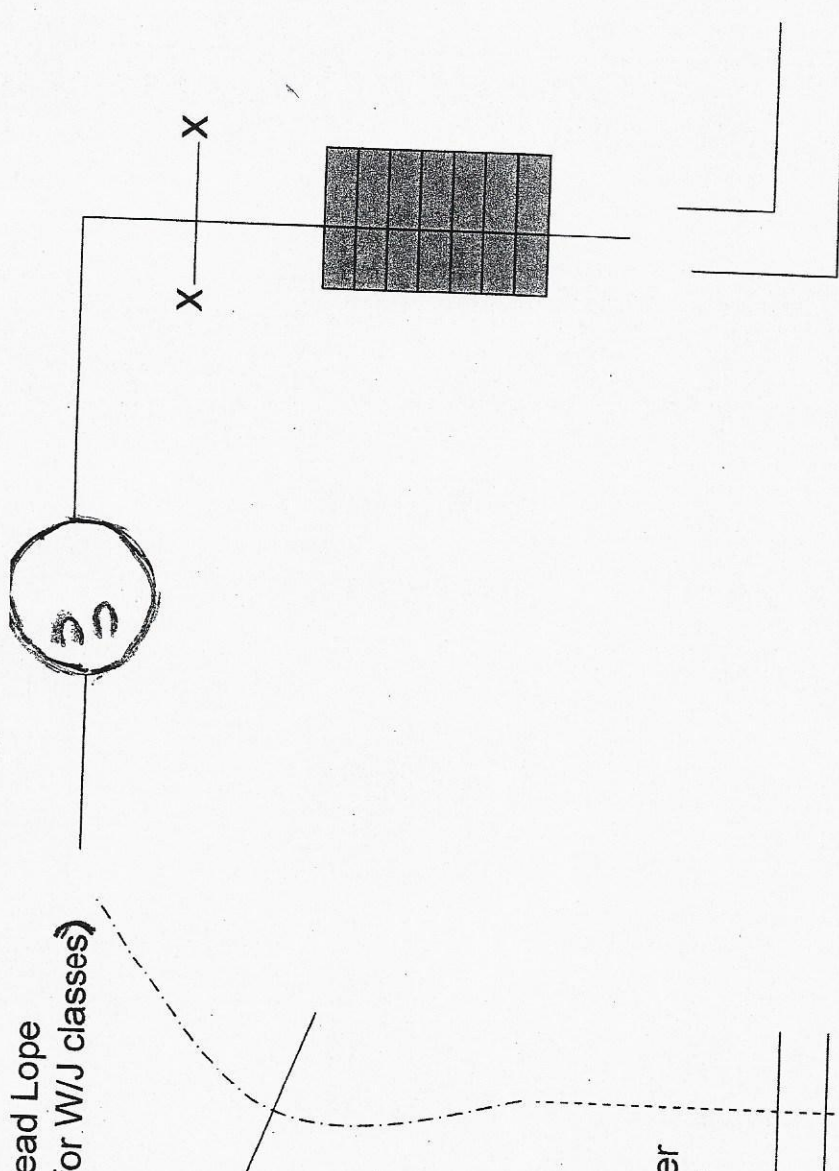
- 1 WALK TO LEFT AROUND CORNER OF ARENA
- 2 TROT
- 3 EXTEND AROUND CORNER TO CENTER OF ARENA
- 4 STOP SIDE PASS RIGHT
- 5 360 TURN EACH DIRECTION
- 6 WALK
- 7 EXTEND TROT
- 8 TROT
- 9 STOP AND BACK

Trail Classes

3 Walk front feet into circle
Pivot 360 either direction
Walk out.

2. Right Lead Lope
(jog over for W/J classes)

1. Jog over



4. Walk over stepover

5. Walk over bridge

6. Back thru "L"

7. Sidepass
to Right
over pole

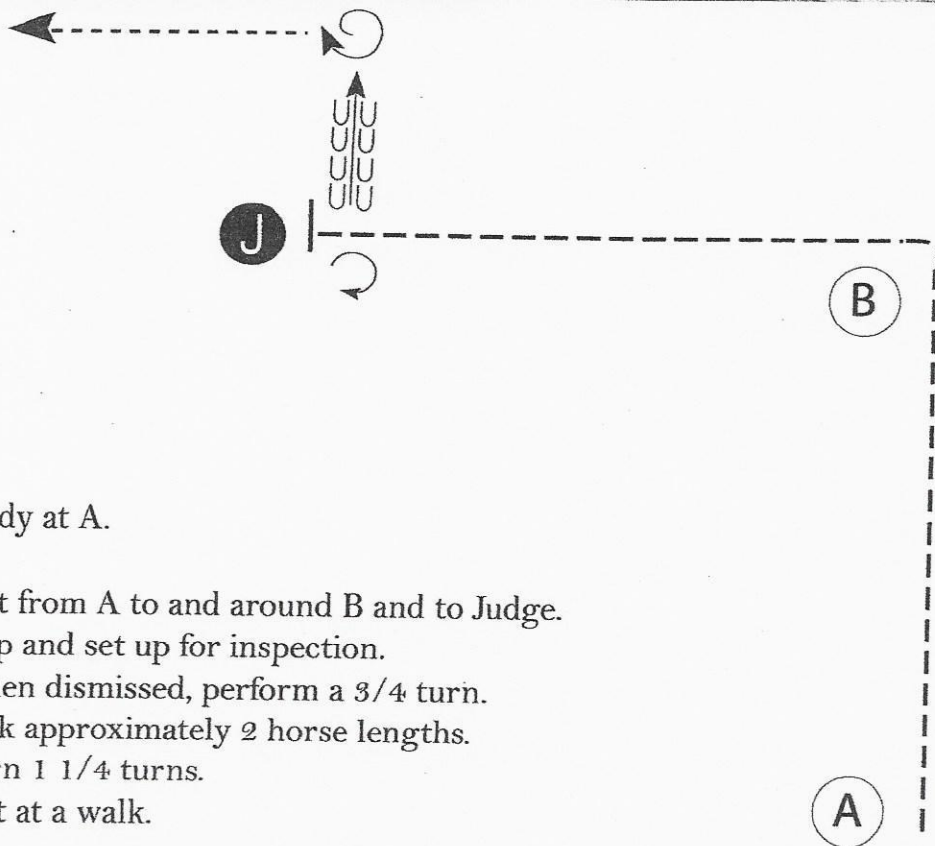
Enter

Exit

SHOWMANSHIP miniatures

Walk/trot

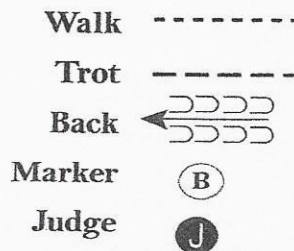
Show Date: _____



Be ready at A.

1. Trot from A to and around B and to Judge.
2. Stop and set up for inspection.
3. When dismissed, perform a 3/4 turn.
4. Back approximately 2 horse lengths.
5. Turn 1 1/4 turns.
6. Exit at a walk.

Follow the instructions of your ring steward.



Pattern Provided by:

[S/3-38]