

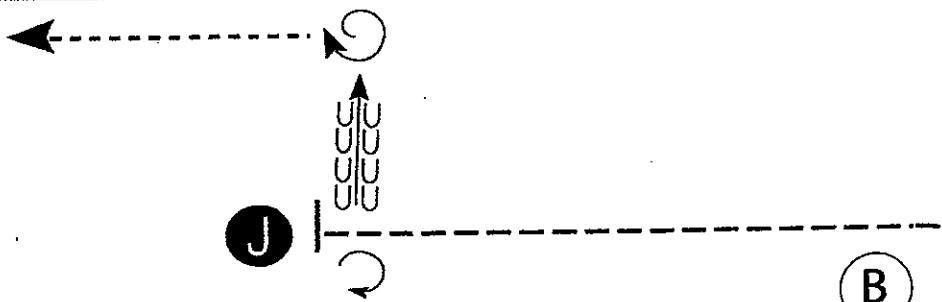
# SHOW MANSHIP MINIATURES

Walk/trot

Show Date: \_\_\_\_\_

W W W . H o r s e S h o w P a t t e r n s . c o m

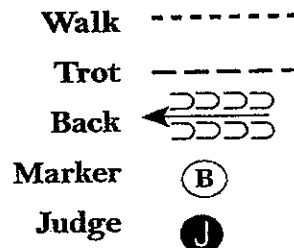
W W W . H o r s e S h o w P a t t e r n s . c o m



Be ready at A.

1. Trot from A to and around B and to Judge.
2. Stop and set up for inspection.
3. When dismissed, perform a 3/4 turn.
4. Back approximately 2 horse lengths.
5. Turn 1 1/4 turns.
6. Exit at a walk.

Follow the instructions of your ring steward.



[S/3-38]

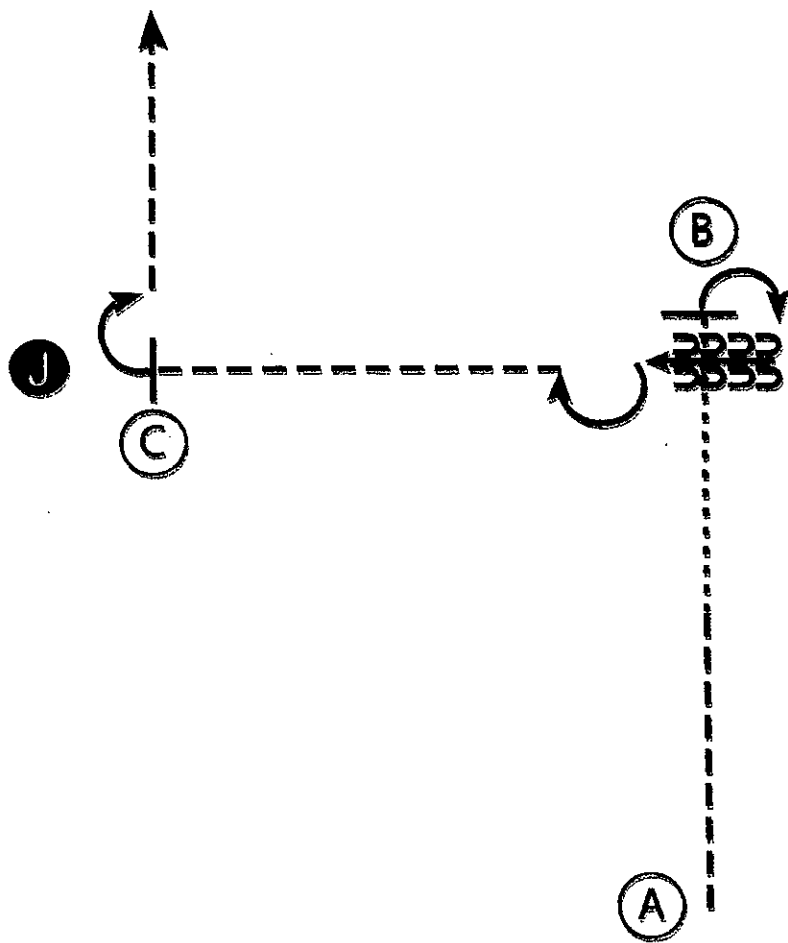
Pattern Provided by:

# Mother's Day Show

## Showmanship All

W W W . H O R S E S H O W P A T T E R N S . C O M

W W W . H O R S E S H O W P A T T E R N S . C O M



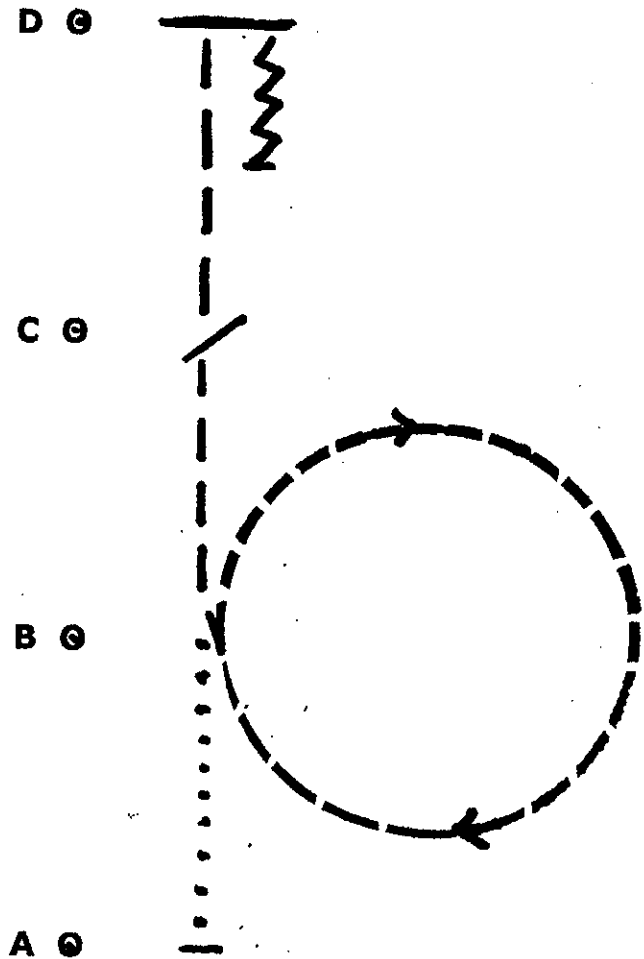
1. Trot from A half way to B.
2. Break to walk and walk to B.
3. Stop and perform a 90 degree turn.
4. Back four steps and perform a 180 degree turn.
5. Trot to C. Stop and set up for inspection.
6. When dismissed perform a 90 degree turn.
7. Trot to line-up.

Walk .....  
Trot - - - - -  
Back ← 3333  
          5555  
Marker (B)  
Judge (J)

[S/S-9]

Pattern Provided by:  
Lick Desert Dingo

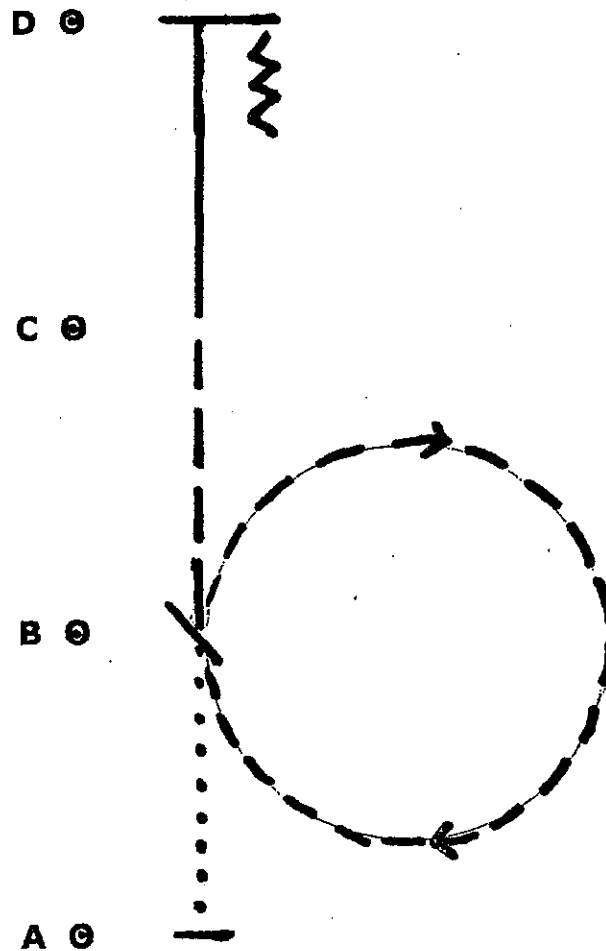
**ENGLISH EQUITATION  
(WALK/TROT DIVISION)**



**BE READY AT CONE A**

- 1. WALK A TO B**
- 2. AT B, POSTING TROT CIRCLE TO RIGHT**
- 3. AT C, CHANGE DIAGONAL**
- 4. AT D, STOP AND BACK 4 STEPS**

**ENGLISH EQUITATION  
("LOPING" DIVISION)**




**BE READY AT CONE A**

- 1. WALK A TO B**
- 2. AT B, POSTING TROT CIRCLE TO RIGHT**
- 3. AT B, CHANGE DIAGONAL AND POSTING TROT TO C**
- 4. AT C, DO LEFT LEAD CANTER TO D**
- 5. AT D, STOP AND BACK 4 STEPS**

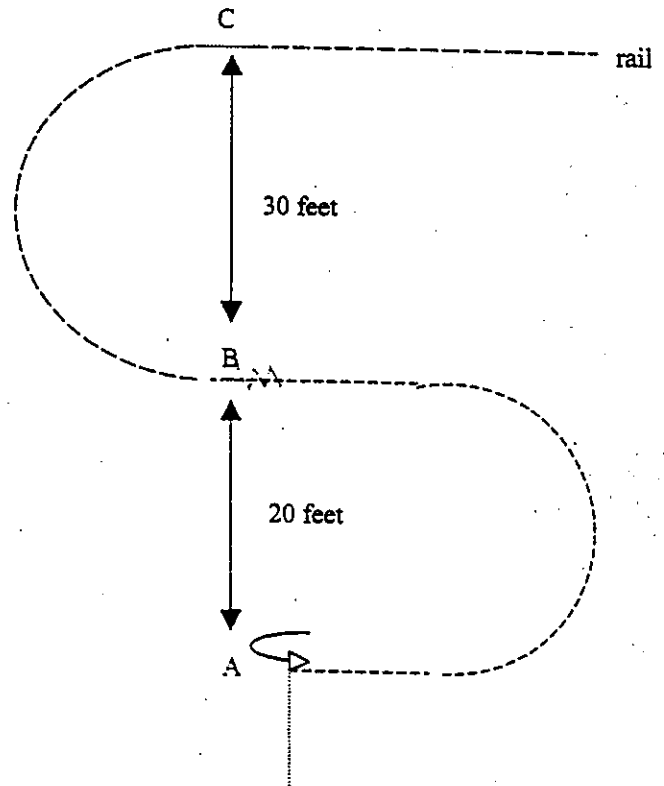
## WALK/TROT WESTERN EQUITATION

1. WALK FROM MARKER A TO MARKER B
2. PICK UP THE JOG AT MARKER B & JOG AROUND MARKER C  
BACK TO MARKER B
3. WALK FROM MARKER B TO MARKER A, STOP.

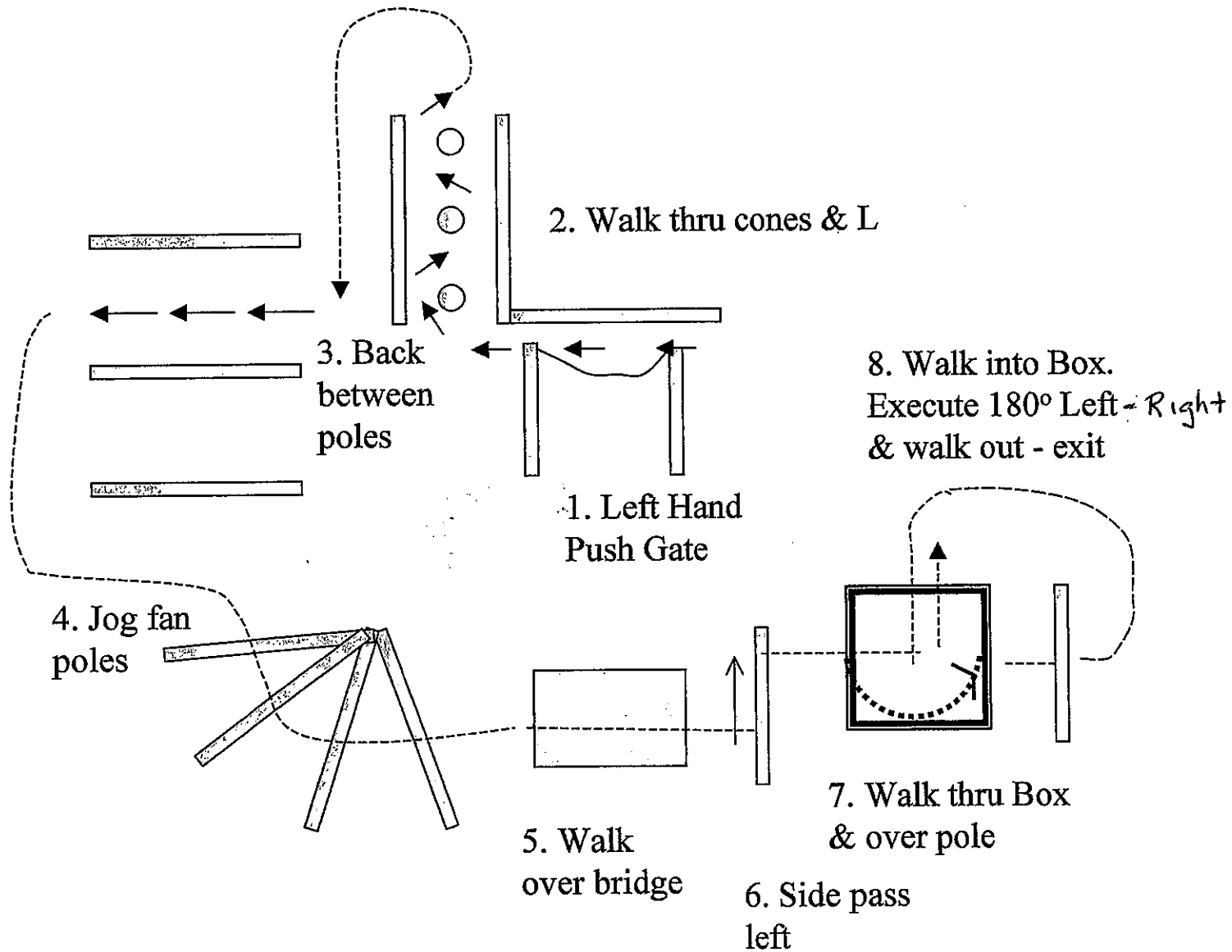


## WESTERN HORSEMANSHIP

1. Walk to A.
2. Halt. 270° turn left.
3. Jog half-circle to B and Stop. Back 3 steps.
4. Lope left (counter) lead to C.
5. Walk at C five steps.
6. Lope right lead to rail.

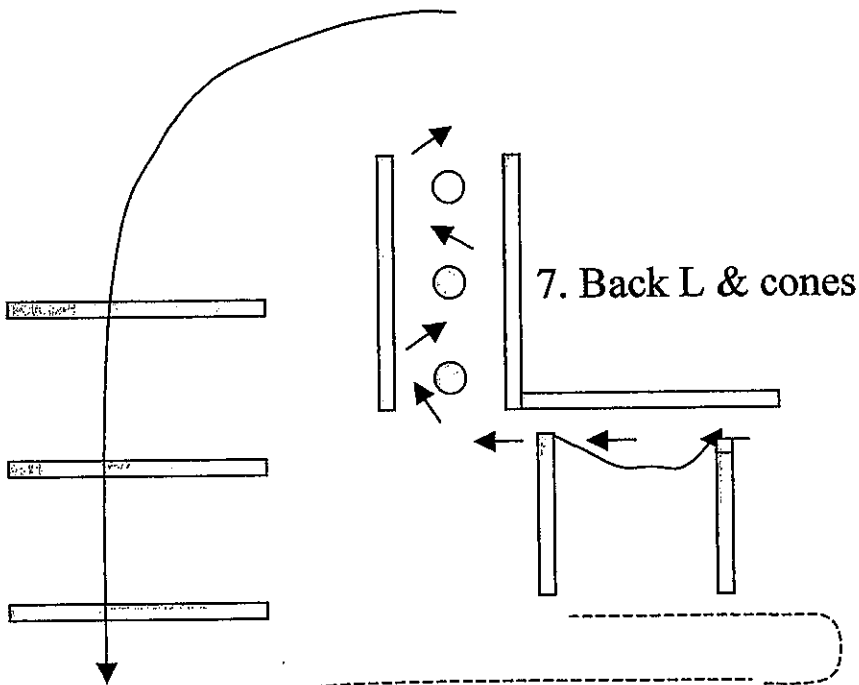


# Walk Trot & In-Hand TRAIL



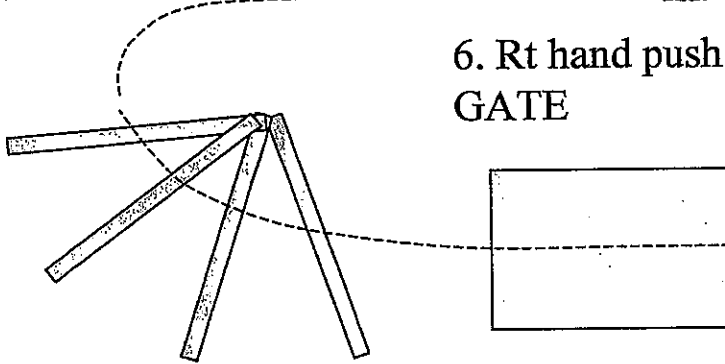
# All Trail

8. Lope Left Lead

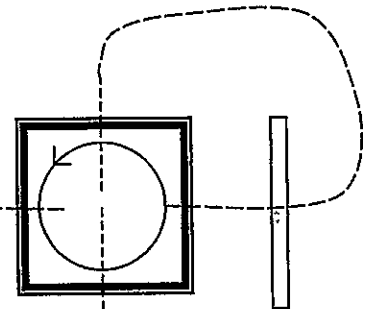


7. Back L & cones

2. Walk out of Box,  
Pick up Jog.  
Jog pole and box



6. Rt hand push  
GATE



1. Walk into box,  
360° to left

5. Walk the  
Fan poles

4 Walk over  
bridge

3. Side pass  
left