

Table of Contents

CONSTITUTION	9
BYLAWS	10
A. MEMBERSHIP	18
A1. APPLYING FOR MEMBERSHIP	18
A2. TYPES OF MEMBERSHIP	18
A3. AUTHORIZATION	19
A4. TRANSFER OF MEMBERSHIP & MEMBERSHIP NAME CHANGE.....	19
A5. MEMBERSHIP FEES	19
A6. MEMBER IN GOOD STANDING.....	20
A7. MEMBERSHIP FOR JUDGES	20
A8. MEMBERSHIP FOR SECTOR DIRECTORS	20
A9. MEMBERSHIP FOR EXECUTIVE COMMITTEE	20
A10. MEMBERSHIP FOR FIELD REPRESENTATIVES	20
A11. MEMBERSHIP FOR STANDING COMMITTEE MEMBERS	20
A12. MEMBERSHIP MAILING LIST	20
B. GENERAL OPERATION RULES	20
B1. PTHA AUTHORITY CONCERNING REGISTRATION AND RULES	20
B2. TELEVISION AND MEDIA RULE	20
B3. RESPONSIBILITY OF PTHA	21
B4. LIABILITY	22
B5. RELEASE OF LIABILITY	22
B6. PTHA FUNDS	22
B7. CANCELLATION OF WORK.....	23
B8. VIOLATIONS	23
B9. FRAUDULENT PRACTICES	24
B10. DISCIPLINARY PROCEDURES	24
B11. INCORPORATION OF FORMS.....	28
B12. LEGAL ACTIONS.....	28
C. REGISTRATION - HORSE, PONY, MINIATURE	28
C1. GENERAL REGISTRATION RESPONSIBILITY	28
C2. COLOR REQUIREMENTS AND MARKINGS	29
C3. COLOR PATTERNS	30
C4. BREEDING STOCK DIVISION.....	30
C5. BREEDING RESTRICTIONS.....	31
C6. INITIAL REGISTRATION PROCEDURES	32
C7. CHANGING THE NAME OF A REGISTERED PINTO.....	34
C8. RUSH FEES.....	34
C9. BREEDER	34
C10. BREEDER'S CERTIFICATES.....	34
C11. STALLION BREEDING REPORTS.....	34
C12. OWNER/AGENT AUTHORIZATION	35
C13. MEASUREMENT OF ANIMALS	35
C14. SCARS AND BRANDS	36
C15. PTHA REGISTRATION CERTIFICATES	36
C16. BLOOD TYPING	37
C17. ARTIFICIAL REPRODUCTION PROCESSES	37
C18. LEASE NOTIFICATION.....	38
C19. TYPE DESIGNATION – HORSE, PONY	39
C20. HORSE CONFORMATION TYPES	39
C21. HORSE REGISTRATION OUTCROSS BREEDS.....	40
C22. PONY	40
C23. PONY CONFORMATION TYPES.....	41
C24. PONY REGISTRATION OUTCROSS BREEDS	41
C25. MINIATURE	42

C26. MINIATURE REGISTRATION OUTCROSS BREEDS.....	42
--	----

D. SHOWS: APPROVAL PROCEDURE AND REQUIREMENTS .42

D1. APPLICATION PROCESS.....	42
D2. APPROVED SHOW CLASSES	43
D3. EXHIBITOR ENTRY AND FEE UNIFORMITY	43
D4. BALANCING CLASSES OFFERED	44
D5. SPECIFIC CLASSES OFFERED	44
D6. LIMITATIONS.....	44
D7. PREMIUM LIST	44
D8. CLASSIFICATION OF SHOWS	44

E. SHOWS.....44

E1. SINGLE JUDGE AND MULTI-JUDGE SHOWS.....	44
E2. JUBILEE SHOW	45
E3. REGIONAL SHOW - CONTACT PTHA OFFICE.....	46
E4. CONGRESS SHOW - CONTACT PTHA OFFICE.....	46
E5. NATIONAL SHOW - CONTACT PTHA OFFICE.....	46
E6. WORLD SHOW	46
E7. PINTO SPECIAL EVENTS AND SPECIALITY SHOWS.....	47
E8. FUTURITY SHOWS.....	47

F. SHOW MANAGEMENT47

F1. GENERAL RESPONSIBILITIES.....	47
F2. SHOW REPRESENTATIVE.....	48
F3. RING STEWARD	49
F4. JUDGES.....	49
F5. RIBBONS	52
F6. SHOW RESULTS.....	52
F7. RETIREMENT CEREMONY	53

G. SHOW OPERATION53

G1. GENERAL SHOW PROCEDURES.....	53
G2. REASONABLE ACCOMMODATION FOR CHALLENGED EXHIBITORS	54
G3. ENTRIES	55
G4. PTHA OFFICE CHARGE	56
G5. GENERAL AND EXHIBITOR CONDUCT.....	56
G6. STALLIONS	57
G7. COMBINATION OF TYPES AND SEATS	57
G8. EXHIBITOR APPEARANCE.....	57
G9. SHOEING REGULATIONS.....	58
G10. BREAKAGE OF EQUIPMENT	58
G11. FALLS.....	59
G12. CRUELTY	59
G13. PROTESTS AND CONTROVERSIES - (SHOW-RELATED)	59
G14. SCHOOLING.....	60
G15. DRUGS AND MEDICATIONS	60
G16. SURGICAL ALTERATION	63
G17. POINT SYSTEM	63

H. REGISTER OF MERIT (ROM) AWARDS PROGRAM, HORSE, PONY, MINIATURE65

H1. GENERAL REGULATIONS AND REQUIREMENTS.....	65
H2. AMATEUR AND YOUTH REGISTER OF MERIT (ROM) AND CHAMPION.....	66
H3. REGISTER OF MERIT	67
H4. REGISTER OF EXCELLENCE.....	67
H5. CERTIFICATE OF ABILITY.....	67
H6. CERTIFICATE OF ACHIEVEMENT.....	67
H7. CERTIFICATE OF SUPERIOR ABILITY.....	68
H8. CERTIFICATE OF SUPERIOR ACHIEVEMENT.....	68
H9. VERSATILITY AWARD.....	68

H10. PTHA CHAMPION.....	69
H11. PTHA LEGION OF MERIT	70
H12. PINTO SUPREME CHAMPION	72
H13. SUPERIOR PERFORMANCE PINTO	73
H14. AM/YA TOP TEN, HOY, POY, MOY, AOY, YOY	74
H15. ZONE AWARDS, YOUTH AND AMATEUR	75
H16. CHALLENGE 20 AWARD, YOUTH AND AMATEUR.....	75
I. EXHIBITION OF PINTOS - HORSE, PONY, MINIATURE	76
I1. HORSE DIVISION.....	76
I2. PONY DIVISION.....	77
I3. MINIATURE DIVISION	77
I4. CONFORMATION CHARACTERISTICS.....	78
J. HALTER AND COLOR - HORSE, PONY, MINIATURE	79
J1. GENERAL HALTER JUDGING	79
J2. STOCK TYPE HALTER.....	79
J3. HUNT TYPE HALTER	80
J4. PLEASURE TYPE HALTER.....	80
J5. SADDLE TYPE HALTER	80
J6. PONY HALTER CLASSES	80
J7. MINIATURE HALTER CLASSES	80
J8. HALTER CLASS DIVISIONS.....	81
J9. POINT-EARNING HALTER CLASSES	82
J10. NON POINT-EARNING HALTER CLASSES.....	83
K. WESTERN PERFORMANCE CLASSES - HORSE, PONY.....	84
K1. GENERAL WESTERN CLASSES	84
K2. WESTERN ATTIRE	84
K3. WESTERN APPOINTMENTS	84
K4. WESTERN GAITS	86
K5. SNAFFLE BIT CLASS	86
K6. WESTERN PLEASURE	89
K7. REINING.....	89
K8. WESTERN RIDING.....	103
K9. RANCH HORSE.....	109
K10. WESTERN TRAIL SEE RULE L.....	110
K11. WESTERN DISCIPLINED RAIL - HORSE OR PONY	110
K12. WESTERN IDEAL PINTO – HORSE, PONY.....	110
L. TRAIL AND TRAIL-IN-HAND – HORSE, PONY, MINIATURE. 110	110
L1. OBSTACLES.....	110
L2. JUDGING, TRAIL & TRAIL-IN-HAND.....	114
L3. PONY OR MINIATURE TRAIL-IN-HAND	115
L4. SCORING, TRAIL & TRAIL-IN-HAND	116
M. CATTLE WORKING CLASSES.....	118
M1. GENERAL REGULATIONS	118
M2. WORKING COW HORSE.....	118
M3. CUTTING.....	133
M4. TIE DOWN ROPING.....	133
M5. JUDGED TEAM ROPING, HEADING	134
M6. JUDGED TEAM ROPING, HEELING	134
M7. STEER STOPPING.....	135
M8. TEAM PENNING.....	136
N. ENGLISH PERFORMANCE CLASSES – HORSE, PONY.....	136
N1. HUNTER SEAT CLASSES	136
N2. HUNTER SEAT ENGLISH PLEASURE.....	138
N3. HUNTER UNDER SADDLE	139
N4. ENGLISH TRAIL SEE SECTION L RULES.....	139

N5. SADDLE SEAT CLASSES.....	139
N6. SADDLE SEAT ENGLISH PLEASURE	140
N7. PARK HORSE.....	141
N8. THREE-GAITED	141
N9. FIVE-GAITED	142
N10. TWO YEAR OLD ENGLISH PERFORMANCE.....	143
N11. ENGLISH DISCIPLINED RAIL – HORSE, PONY.....	143
N12. ENGLISH IDEAL PINTO – HORSE, PONY.....	144
O. GYMKHANA – HORSE, PONY, MINIATURE	144
O1. GENERAL REGULATIONS	144
O2. APPOINTMENTS	146
O3. CLOVERLEAF BARREL COMPETITION	146
O4. POLE BENDING COMPETITION.....	146
O5. KEYHOLE COMPETITION.....	147
O6. FLAG RACE COMPETITION	147
O7. STAKE RACE	148
O8. MINIATURE VEHICLE CLASSES	148
P. DRIVING – HORSE, PONY, MINIATURE	151
P1. GENERAL REGULATIONS AND APPOINTMENTS	151
P2. PLEASURE DRIVING.....	151
P3. FINE HARNESS (4-WHEEL VEHICLES ONLY).....	152
P4. IDEAL PINTO DRIVING	152
P5. ROADSTER	153
P6. ROADSTER TO BIKE.....	154
P7. OBSTACLE DRIVING.....	154
P8. DISCIPLINED RAIL DRIVING.....	156
P9. COMBINED DRIVING.....	156
Q. HUNTERS, JUMPERS AND JUMPING-IN-HAND – HORSE, PONY, MINIATURE.....	157
Q1. PONY, MINIATURE JUMPING-IN-HAND	157
Q2. MINIATURE HUNTER AND JUMPERS	159
Q3. JUMPER, HORSE	161
Q4. HUNTER OVER FENCES, HORSE.....	165
Q5. PONY JUMPER MOUNTED	167
Q6. PONY HUNTER OVER FENCES.....	167
R. OTHER PERFORMANCE CLASSES & EVENTS	168
R1. COMPETITIVE RIDING	168
R2. COSTUME.....	168
R3. DRESSAGE	168
R4. ENDURANCE RIDING.....	174
R5. EVENTING	175
R6. HUNTER HACK.....	177
R7. YEARLING LONGE LINE.....	178
R8. MOUNTED SHOOTING (OCAP ONLY).....	180
R9. PARADE HORSE	180
R10. SHOW HACK.....	181
R11. SHOW HORSE.....	183
R12. SIDE SADDLE.....	184
R13. STOCK SADDLE RACING	184
R14. TRACK RACING	184
S. BREEDING STOCK - HORSE, PONY, MINIATURE	184
S1. GENERAL BREEDING STOCK SHOW CRITERIA.....	184
S2. HALTER CLASSES	185
S3. PERFORMANCE CLASSES	185

T. YOUTH AND AMATEUR CLASSES -

HORSE, PONY, MINIATURE	185
T1. SHOWMANSHIP AT HALTER.....	185
T2. EQUITATION, HORSEMANSHIP, REINSMANSHIP	186
T3. WESTERN HORSEMANSHIP.....	187
T4. HUNTER SEAT EQUITATION	189
T5. SADDLE SEAT EQUITATION	190
T6. BAREBACK WESTERN HORSEMANSHIP	192
T7. BAREBACK HUNTER SEAT EQUITATION.....	193
T8. BAREBACK SADDLE SEAT EQUITATION	194
T9. REINSMANSHIP (DRIVING EQUITATION).....	195
T10. WALK/TROT, ENGLISH EQUITATION OR WESTERN HORSEMANSHIP.....	196
T11. LEAD-LINE, ENGLISH EQUITATION OR WESTERN HORSEMANSHIP	196

U. AMATEUR ASSOCIATION OPERATIONS, CONSTITUTION AND BYLAWS

U1. AMATEUR ASSOCIATION RULES.....	196
U2. AMATEUR STATUS	197
U3. AMATEUR MEMBERSHIP	198
U4. AMATEUR CLASSES	198
U5. AMATEUR AWARDS.....	199
U6. AMATEUR PROJECTS	199
U7. AMATEUR TEAM TOURNAMENT COMPETITION	199
U8. AMATEUR ASSOCIATION CONSTITUTION	199
U9. AMATEUR ASSOCIATION BYLAWS.....	200

V. NOVICE AMATEUR PROGRAM

V1. GENERAL REGULATIONS AND REQUIREMENTS	201
V2. NOVICE AMATEUR CLASSES.....	201
V3. POINTS/AWARDS	202

W. YOUTH ORGANIZATION OPERATIONS, CONSTITUTION AND BYLAWS

W1. AGE REQUIREMENTS	202
W2. YOUTH DIVISIONS	202
W3. OWNERSHIP.....	202
W4. STALLIONS.....	203
W5. COMBINED CLASSES	203
W6. HALTER.....	203
W7. TIMED EVENTS.....	203
W8. DESIGNATED YOUTH CLASSES (YA)	203
W9. APPROVED CLASSES	203
W10. PAYBACK IN YOUTH CLASSES	204
W11. YOUTH ORGANIZATION LIAISON.....	204
W12. YOUTH PROJECTS.....	204
W13. YOUTH TEAM TOURNAMENT COMPETITION	204
W14. YOUTH ORGANIZATION CONSTITUTION	204
W15. YOUTH ORGANIZATION BYLAWS.....	205

X. NOVICE YOUTH PROGRAM

X1. YOUTH NOVICE	207
-------------------------------	------------

Y. OPEN COMPETITION ACTIVITIES PROGRAM – OCAP.....

Y1. PROGRAM OVERVIEW	207
Y2. SHOW APPROVAL.....	207
Y3. PINTO, OWNER, EXHIBITOR ELIGIBILITY	208
Y4. ENROLLMENT	208
Y5. OCAP CLASS ELIGIBILITY	208
Y6. RECOGNIZED ASSOCIATIONS	209
Y7. OCAP SEASON.....	209

Y8. RESULTS	209
Y9. POINT SCALE.....	209
Y10. OPEN CERTIFICATE OF MERIT (OCOM)	209
Y11. OPEN CERTIFICATE OF ABILITY	209
Y12. OPEN CERTIFICATE OF EXCELLENCE	210
Y13. OPEN CERTIFICATE OF ACHIEVEMENT	210
Y14. OPEN CERTIFICATE OF CHAMPIONS.....	210
Y15. OPEN CERTIFICATE OF SUPERIOR ABILITY.....	210
Y16. OPEN CERTIFICATE OF SUPERIOR ACHIEVEMENT	210
Y17. OPEN CERTIFICATE OF VERSATILITY	210
Y18. OPEN CERTIFICATE OF SUPERIOR PERFORMANCE	210
Y19. OPEN CERTIFICATE OF GRAND CHAMPION	211
Y20. OPEN CERTIFICATE OF SUPREME CHAMPION	211
Y21. POINTS APPROVAL	211
Y22. OCAP, HORSE OF THE YEAR AND YOUTH HIGH POINT	211
Z. ON THE TRAIL RECREATIONAL RIDING/DRIVING PROGRAM	
– HORSE, PONY, MINIATURE	212
Z1. PURPOSE:	212
AA. MISS PINTO OF AMERICA.....	213
BB. GLOSSARY OF TERMS.....	214
CC. CURRENT PTHA FEE SCHEDULE	216

PtHA Mission Statement

- To improve, promote and enhance the Pinto horse, pony, and miniature
- To collect, record and preserve Pinto pedigrees and Pinto competition records
- To represent the multifaceted world of Pinto ownership: breeding, competition and pleasure
- To provide beneficial services that support and encourage Pinto ownership and participation
- To educate by providing materials, programs and services that allows PtHA to be a resource organization in the equine industry
- To promote the continued growth of PtHA through good horsemanship and good sportsmanship

PtHA Position Statement on Animal Welfare

The Pinto Horse Association of America is committed to the humane, proper and respectful treatment of Pintos and all animals. Thus:

- The welfare of the animal is the primary consideration in all activities
- Every Pinto will be treated with kindness, respect and compassion at all times
- Responsible care will be used by all parties in handling, treatment and transportation of Pintos.
- Owners, breeders, trainers and exhibitors will ensure the health and well being of animals in their care at all times.
- The standard by which conduct or treatment will be measured is that which a reasonable, equine care, training and exhibition procedure would determine to be neither cruel, abusive, nor inhumane.

**PINTO HORSE
ASSOCIATION
OF AMERICA, INC.**

CERTIFICATE OF INCORPORATION

THIS IS TO CERTIFY that the undersigned do hereby associate themselves into a corporation under and by virtue of the provisions of an act of the Legislature of the State of New Jersey, entitled Title 15 of the Revised Statutes, and the several supplements thereto and acts amendatory thereof.

1. The name of this corporation is THE PINTO HORSE ASSOCIATION OF AMERICA, INC.

2. The purposes for which this corporation is formed are: (a) to improve the Pinto horse as far as conformation and general breeding, and (b) to increase the public interest in the Pinto horse as a pleasure, parade, and using horse.

3. The location of the principal office of the corporation is at 7330 NW 23rd Street, Bethany, Oklahoma, County of Oklahoma, Oklahoma.

4. The names of the trustees selected for the first year of existence of this corporation are: Helen S. Hammond, 5011 Ventnor Avenue, Ventnor City, NJ; Kay Heikens, Box 420, French Camp, CA; Louise Witz, 1001 S. Barret Avenue, Audubon, NJ; Kay Morin, Marlkrass & Kresson Road, Haddonfield, NJ; A. L. Albright, P.O. Box 159, Cayuga, IN; Iva Albright, P.O. Box 159, Cayuga, IN.

5. This corporation is not organized for profit and does not contemplate the distribution of gains, profit, or dividends to the members thereof. No part of the net earnings of this corporation shall inure to the benefit of any private shareholder or individual and no part of its activity shall be carrying on propaganda, or otherwise attempting to influence legislation. The property of this corporation is irrevocably dedicated to non-profitable purposes, and upon liquidation, dissolution or abandonment of the owner, will not inure to the benefit of any private person except a fund, foundation or corporation organized and operated for non-profitable or charitable purposes.

In witness whereof, we have hereunto set our hands and seals this 18th day of May, A. D. 1956.

(signed)

Helen S. Hammond
Kay M. Heikens
A. L. Albright, D.V.M.
Iva Albright
Louise Witz
Kay Morin

PINTO HORSE ASSOCIATION
OF AMERICA, INC.
7330 NW 23rd STREET
BETHANY, OKLAHOMA 73008-5134
(405) 491-0111
FAX (405) 787-0773
www.pinto.org

CONSTITUTION

ARTICLE I. NAME

This organization shall be called THE PINTO HORSE ASSOCIATION OF AMERICA, INC. The official abbreviation shall be PtHA.

ARTICLE II. PURPOSE

The association shall be a non-profit organization for the purpose of maintaining and servicing a registry for the Pinto breed. It shall further promote the breeding of Pintos by specific conformation type, performance, and color, as well as promoting interest in the Pinto as a breed. The members will be encouraged to promote Pinto classes in all types of horse shows where possible and should promote good horsemanship and sportsmanship.

ARTICLE III. MEMBERS

Membership is open to all qualified persons interested in the purpose of this organization.

ARTICLE IV. BOARD OF DIRECTORS

The Board of Directors shall consist of the Sector Directors who are elected by the membership of a Sector, and those additional Directors who are elected to the Executive Committee. The United States and Canada will be divided into geographical sectors with one member of the Board of Directors elected from each sector for and by the membership of that sector only. The PtHA business office shall be solely responsible for conducting all Sector Director elections.

ARTICLE V. EXECUTIVE COMMITTEE

Section 1. A Director must have served a minimum of two (2) years on the PtHA Board of Directors and be a current board member to be eligible for nomination to the Executive Committee.

Section 2. The term of office for all members of the Executive Committee of the PtHA will be two (2) consecutive years.

Section 3. The Executive Committee of PtHA shall consist of President, President Elect, Secretary, Treasurer, Executive Vice President, three (3) Executive Committee Members, the Immediate Past President, four (4) Honorary Executive Committee Members, and an Honorary Executive Committee Member for Life, Mr. Gerald Milburn. The immediate Past-President of the PtHA Amateur Association shall serve as liaison to the PtHA Executive Committee. He/She shall have voting privileges on the Committee. The Immediate Past-President of the Amateur Association is not eligible to be nominated to the PtHA President-Elect, unless otherwise qualified through service as a regularly elected member of the Executive Committee.

Section 4. Once a director is elected to the PtHA Executive Committee they do not have to remain a Sector Director to remain on the Executive Committee and Board of Directors.

Section 5. President and President Elect will be elected for two 2-year terms and must be elected from the current Executive Committee, and the President may not serve consecutive terms. President Elect will automatically become President at the time of the next election. The President Elect must have served a minimum of two years on the current Executive Committee prior to election to the position.

Section 6. The outgoing President will automatically become Executive Committee Member-at-Large for a 2-year term, and must serve the 2-year term before becoming eligible for re-election as President Elect. All past PtHA Presidents will be recognized as Honorary Members of the PtHA Executive Committee, with voting privileges extended to the last four (4) Honorary Executive Committee Members who are past PtHA Presidents.

Section 7. In the event a President cannot fulfill their term, the President Elect shall serve the unexpired term, then serve their elected term. The new President Elect will be elected from the current PtHA Executive Committee and the vacancy created by this action will be filled from eligible members of the PtHA Board of Directors to serve the unexpired term.

Section 8. There shall be a Nominating Committee established to nominate eligible persons for positions on the Executive Committee. Nominations will also be accepted from the floor of the Board of Directors at the election meeting. The President will appoint the Nominating Committee.

ARTICLE VI. MEETINGS

Meetings of the Membership, Executive Committee, Board of Directors, Committees, and all subsidiary organizations shall be conducted in accordance with Roberts Rules of Order, Revised. A General Membership Meeting shall be held annually. The date, time, and location will be determined by the Board of Directors and notice for such meeting will be published in the official voice of the Association at least thirty (30) days prior to the date of this meeting.

ARTICLE VII. THE BUSINESS OFFICE

A business office shall be established and all business of the Association will be conducted through this office. All normal business will be under the supervision of the Executive Vice President and Chief Operating Officer, along with the office staff, which shall include a Registration Department, Membership Department, and Register of Merit Department for Horse, Youth, and Amateur Records. The location of this business office shall be determined by the Board of Directors.

ARTICLE VIII. CHARTER ASSOCIATIONS

Charters will be encouraged and issued in accordance with provisions set forth in the bylaws to cover state or geographical sub-divisions thereof. These charters will be issued at the sole discretion of the PTHA Executive Committee.

ARTICLE IX. AMENDMENTS TO THE CONSTITUTION

This Constitution may be amended by submitting a proposal in writing to the Executive Committee who will in turn be responsible for preparing a recommendation to the Board of Directors for action. If the proposed amendment is approved by a two-thirds vote of the Board of Directors it shall be submitted to the membership for final approval and will become effective upon an affirmative vote of two-thirds of the members voting.

ARTICLE X. CORPORATE AGENTS

The Association shall maintain an agent who is a resident of the State of New Jersey.

BYLAWS

ARTICLE I. NAME

Refer to ARTICLE I. of the Constitution.

ARTICLE II. PURPOSE

Refer to ARTICLE II. of the Constitution.

ARTICLE III. THE BUSINESS OFFICE

Refer to ARTICLE VII. of the Constitution.

ARTICLE IV. MEMBERSHIP

The membership shall be further defined in the Membership Rules and Regulations appendix to the Bylaws and may be changed or modified from time to time.

ARTICLE V. MEETINGS

Section 1. The Order of Business for all meetings including the Annual Membership Meeting shall be as follows:

- a. Call to order by the President
- b. Proof of notice of the meeting
- c. Reading of the minutes of the previous meeting
- d. Reports of officers and committees
- e. Old and unfinished business
- f. New business
- g. Adjournment

Section 2. Special meetings may be called by the Board of Directors

through majority vote. Special meetings may be called by the Membership through petition of at least one-tenth of the members having voting rights in Association matters. Notice of said meeting will be posted at least thirty (30) days prior and will announce the time, place, and purpose and outline the business to be transacted. No other business may be transacted at such a meeting.

Section 3. Quorums for the Annual or other special meetings of the members shall constitute those members present except that a meeting called by request of one-tenth of the voting members is required to have a minimum of one-tenth of the voting members in attendance at said meeting.

Section 4. Proxies will not be honored by the PINTO HORSE ASSOCIATION in any Association matters.

Section 5. Voting by mail will be permitted for the election of Directors who are to be elected by the membership. Such ballots will only be mailed to addresses within the confines of the Sector in question. Other mail ballots may be required by the Executive Committee or Board of Directors.

ARTICLE VI. BOARD OF DIRECTORS

Section 1. The affairs of the Corporation shall be monitored by the full Board of Directors. The normal intermediate affairs are to be completed by the Executive Committee.

Section 2. The number of Directors should not be less than fifteen (15) nor should they exceed fifty-two (52). One Director shall be elected from each Sector within the United States and one from each Sector in Canada. The at-large positions will be filled at the discretion of the President and Board of Directors. Directors will hold office for two (2) years; uncontested Directors will be automatically seated for the successive term. The odd years will be for election of odd-numbered Sectors and even years for even-numbered Sectors. When any area feels the need for a Director or the creation of a new Sector, a written request should be submitted to the Executive Vice President and Chief Operating Officer, who will in turn, review the case and present a recommendation to the Board of Directors.

Section 3. Nominations for Sector Director positions, due **October 1** of each year, will be accepted from each Charter Organization for at least one person, or by petition from five (5) persons who have voting privileges in Association matters and who reside in the Sector in question. The petition will include membership number, current address and will be duly signed. Newly elected Directors will be notified by February 1 and seated at the start of the ensuing Spring Board Meeting.

Section 4. All former Presidents of the Association shall be given the honorary title of Past President, and will have privilege to the floor discussions in all matters with no vote except where they are elected or appointed officials or honorary Executive Committee Members with voting privileges.

Section 5. PTHA Executive Committee Officer elections shall be held during the annual Spring Board Meeting in even numbered years. Newly elected Executive Committee Members and Officers shall be seated at the banquet at the end of the Convention at which they are elected, and shall serve two year terms. There shall be an annual PTHA Board of Directors meeting, to be held during the annual Spring PTHA Convention. Newly elected Sector Directors shall be seated at the beginning of the annual Board meeting. There shall be an annual Membership meeting held in conjunction with the annual Spring PTHA Convention. In addition, there shall be an annual meeting of the PTHA Executive Committee and any other committees needing to meet, to be held in the fall of the year following the annual PTHA Convention. The time and place of each meeting is to be determined by the Board or Executive Committee at their previous meeting. In addition, the Board and/or Executive Committee may be required to attend special meetings. The President or the majority of the Board of Directors may call a special meeting to conduct impending business. The time and place will be determined by the person or persons calling said meeting, except that ten days notice is required prior to said meeting, unless the right to notice is waived. Attendance at said meeting shall constitute waiver of notice of said meeting. Business at said meeting shall be limited to specific items.

Section 6. A Quorum shall be considered to have been established so long as seven (7) members of the Board of Directors have answered the roll call. This minimum must remain in place in order to conduct Board business. A quorum of the Executive Committee shall be considered four members present.

Section 7. Any position being vacated on the Board of Directors shall be filled by the Board of Directors or the President on an intermediate basis. Any

increases in the number of Directors shall be filled by the Board of Directors. All appointments in this section will be for the unexpired amount of the term in question.

Section 8. Informal actions by Officers and Directors which are required by law to be taken by a meeting of Directors or actions taken by Directors, may be taken without a meeting and shall be considered appropriate when a consent in writing, setting forth the action so taken, is signed by a majority of the Directors. Each person who serves as an Officer or Director of PTHA shall be indemnified by PTHA against all costs and expenses incurred by or imposed upon them resulting from actions or proceedings taken against them as a result of being or having been an Officer or Director of this Association, as a result of legal, approved Association business.

Listing of Sectors

- Sector 1 — Southern Washington, Alaska
- Sector 2 — Oregon
- Sector 3 — California — South (Zip Codes 900 through 931, Hawaii)
- Sector 4 — New Mexico
- Sector 5 — Montana, Wyoming
- Sector 6 — Oklahoma
- Sector 7 — Fort Worth-Dallas area of Texas
- Sector 8 — East Michigan
- Sector 9 — Mississippi, Tennessee
- Sector 10 — South Carolina
- Sector 11 — New York
- Sector 12 — Delaware, Maryland, New Jersey
- Sector 13 — Nebraska
- Sector 14 — Eastern Canada (Ontario, Manitoba, Quebec)
- Sector 15 — Western Canada (British Columbia, Alberta, Saskatchewan)
- Sector 16 — Florida
- Sector 17 — Indiana, Kentucky
- Sector 18 — Illinois, Wisconsin
- Sector 19 — Minnesota
- Sector 20 — Western Ohio
- Sector 21 — Virginia, West Virginia
- Sector 22 — Nevada
- Sector 23 — Director at Large
- Sector 24 — California — North (Zip Codes 949, 955, 959, 960, 961)
- Sector 25 — California — South Central (Zip Codes 932 through 939)
- Sector 26 — California — North Central (Zip Codes 940 through 966, except those in Sector 24)
- Sector 27 — New England (CT., ME., VT., MA., NH., RI)
- Sector 28 — Houston area of Texas
- Sector 29 — San Antonio Area of Texas
- Sector 30 — El Paso and Del Rio area of Texas
- Sector 31 — Amarillo and Lubbock area of Texas
- Sector 32 — Idaho
- Sector 33 — Arizona
- Sector 34 — Utah
- Sector 35 — Colorado
- Sector 36 — Kansas
- Sector 37 — Missouri
- Sector 38 — Arkansas, Louisiana
- Sector 39 — Georgia
- Sector 40 — Pennsylvania
- Sector 41 — West Michigan
- Sector 42 — South Dakota
- Sector 43 — Current elected Amateur Association President
- Sector 44 — North Carolina
- Sector 45 — Central Michigan
- Sector 46 — Northern Washington
- Sector 47 — Iowa
- Sector 48 — Central Oklahoma
- Sector 49 — Eastern Ohio
- Sector 50 — Kentucky
- Sector 51 — North Dakota
- Sector 52 — Alabama

ARTICLE VII. OFFICERS OF THE ASSOCIATION

The President shall be the Chief Executive Officer and preside over all meetings of the Board and Members of the Association. He/she shall have general management of corporation business and shall see that all resolutions and orders of the Executive Committee and Board are carried out through the Executive Vice President and Chief Operating Officer position. He/she shall be an ex-officio member of all groups and committees including Charter activities. He/she will have the general powers and duties normally vested in the office of President of other large corporations.

The President Elect shall perform duties as assigned by the President or Executive Committee and exercise the powers of the President in the event of their absence or inability to perform in a normal manner.

The Secretary shall attend all meetings of the Executive Committee, Board of Directors, and the Members. He/she shall be required to keep and preserve true minutes of these proceedings for the Corporation records. He/she shall cause to be kept the Official Seal of the Corporation and cause same to be affixed to required instruments as well as give notice required by the statutes, Bylaws, and resolutions. He/she shall perform other duties assigned by the President, Executive Committee and Board of Directors.

The Treasurer shall cause to be kept accurate books and records of all Association receipts and disbursements. He/she shall regulate policy as directed by the Executive Committee or Board of Directors in relation to the valuables of the Corporation considered under the management of the Treasurer. He/she shall see that all Association, State, and Federal government requirements are complied with in so far as money matters are concerned. He/she shall cause an annual budget to be presented to the Board. He/she shall cause an audit of these records and transactions to be completed once each year. He/she shall surrender all records pertaining to such matters to the President or Executive Vice President and Chief Operating Officer upon request.

The Executive Committee members and the Immediate Past President shall serve as officers of the Association. Their duties will be as prescribed by the President or Executive Committee.

The Executive Vice President and Chief Operating Officer shall have the responsibility for management of the Pinto Horse Association business as conducted through the business office on a routine basis. The Executive Vice President and Chief Operating Officer, under the authority of the Board of Directors, assumes complete responsibility for carrying out their policies and regulations. He/she will be expected to continually seek methods for upgrading and modernizing our rules, regulations, and standards in order to benefit the Members of this Association. He/she will be hired as directed by the Board with compensation to be reviewed on an annual basis by the Executive Committee. The responsibilities may be changed as necessary and expanded where required.

SUPERVISION EXERCISED

The Executive Vice President and Chief Operating Officer exercises executive authority in directing the Corporation and its several functions through a staff of professionals.

FUNCTIONAL RESPONSIBILITIES

1. Administers the Corporation to the satisfaction of the Board of Directors.
 - a. Develops and coordinates an Administrative Organization Plan and staff to carry out the plan.
 - b. Generates enthusiasm and cooperation of the Board, personnel, and staff through application of sound management techniques.
 - c. Presides at various meetings of staff personnel and special committees to obtain guidance, provide leadership, and coordinate the activities of these groups to the best interest of the corporation.
 - d. Delegates authority and responsibility for the execution of the corporation's departments and functions.
2. Institutes a system of controls that enables each area of activity to function without direct supervision from the Executive Vice President and Chief Operating Officer.

- a. Recruits and employs a competent staff. Hires and discharges all staff; sets salaries.
 - b. Develops clear-cut lines of authority and channels of communication.
 - c. Establishes operating policies and procedures.
 - d. Establishes standards of service, performance, and budgetary controls.
 - e. Designs all forms used in connection with the affairs of the corporation.
3. Represents the Corporation to the industry and community and conducts a public relations program.
 - a. Serves in various capacities as official Association emissary.
 - b. Speaks before various groups to present the Association "story."
 - c. Serves as a professional in setting patterns of horse industry growth and the Association's role in leading this growth.
 - d. Manages all advertising for the corporation and development of promotional materials.
4. Participates in state and national organizations in developing horse industry programs and policies.
 - a. Works with organizations responsible for developing and guiding legislation concerning the horse industry.
 - b. Participates in state and national organizations that help to guide and set policies and procedures.
5. Develops a program for continuous updating of facilities and staff to meet the needs of the public.
 - a. Anticipates the needs of the membership for service, and plans for alterations and expansion to meet those needs.
 - b. Provides opportunities for education, research, or other means of professional growth and advancement for personnel at all levels to meet the future needs of the Association.
6. Keeps up to date on trends in the horse industry and passes this knowledge on to the staff and membership through the various media available.
7. Administers the financial operations of the corporation through qualified staff personnel.
 - a. Develops accounting and reporting policies and practices which are sound and conform to accepted standards.
 - b. Conserves and facilitates the growth of financial and capital resources through implementation and interpretation of sound financial, accounting, and management information systems and procedures.
 - c. Directs adequate systems of internal control to assure integrity of accounting records and proper stewardship of assets.
 - d. Prepares and reviews a financial report to the Board encompassing the financial operation and status of the corporation.
 - e. Secures certification of financial results by an independent audit firm by serving as the principal contact with the firm prior to accepting the position and upon leaving the position.
 - f. Assures continuity of operations through recruitment, training, and motivation of staff personnel.
 - g. Signs checks and other instruments necessary to the normal and routine operation of the Association.
8. Plans through the establishment and operation of suitable budgeting procedures and controls.
 - a. Shapes the corporation's financial affairs to meet current needs and retain flexibility in meeting unknowns.
 - b. Contributes to the development of corporate growth by providing advice and counsel to the Board and key personnel on the financial impact of their strategic and tactical decisions.
 - c. Stimulates development of a disciplined planning process by providing ongoing planning systems and procedures and by offering constructive critique to planning efforts completed.
 - d. Provides timely and effective measurements of operations and analyzes variances from budgets and prior years.
9. Directs the corporation's purchasing functions.
 - a. Reviews contracts for goods and services to assume need and

- cost effectiveness.
 - b. Maintains a system of purchase order review and approval.
 - c. Approves invoices for payment and endorses all checks.
 - d. Authorizes or obtains authorization for all travel and approves reimbursement requests.
 - e. Submits to the Board an annual travel expense report.
10. Directs the corporation's risk management systems.
 - a. Evaluates insurance needs, vehicles to use, and risks to be assumed so as to minimize costs while assuring maintenance of adequate and suitable corporate insurance.
 - b. Makes recommendations for improving insurability of corporate property.
 11. Administers the Pension Plan and other employee benefits. Designs and implements a comprehensive and cost-effective employee benefit plan which creates a competitive employment environment for the corporation.
 12. Oversees planning and control of corporate cash assets.
 - a. Analyzes and anticipates needs for capital to insure adequate funds are available when needed.
 - b. Plans for provision of funds and makes recommendations concerning sources of such funds.
 - c. Negotiates procurement of capital under favorable terms.
 - d. Establishes systems and procedures for monitoring the handling of cash receipts and disbursements.
 - e. Optimizes cash receipts and disbursements to the best advantage of the corporation.
 - f. Invests cash by directing the purchase and sale of securities and other investments.
 - g. Establishes and maintains efficient banking arrangements necessary for management of bank balances and other funds and for security short-term credit arrangements.
 - h. Establishes credit policy guidelines to maintain creditworthiness of the customer list and assures the timely collection of notes and accounts receivable.
 13. Insures the integrity of the annual election of Directors.
 - a. Prepares articles and other notices to members and prospective candidates.
 - b. Oversees production of candidate petitions, ballots, and informational brochures.
 - c. Engages and instructs independent firms for verification of results.
 - d. Makes timely notification of results to candidates and other interested parties.
 14. Directs the corporation's National events and activities.
 - a. Supervises the World Horse Show at all levels.
 - b. Supervises the International Pinto Futurity at all levels.

ARTICLE VIII. EXECUTION OF INSTRUMENTS

All checks, drafts, orders, contracts, conveyances, and other necessary data are to be executed by the President, Executive Vice President and Chief Operating Officer, member of the Executive Committee, or Agent of the Corporation as authorized by the President or Executive Committee and where such action is appropriate or required.

Executive Committee approval is required for the following contractual arrangements:

- a. Outside services in excess of \$10,000 and exceeding one (1) year.
- b. Contractual purchases of fixed assets in excess of \$10,000.
- c. All contracts for utilization of show and contest facilities for World Show Events.
- d. Contracts for purchase of real property in excess of \$10,000.
- e. All contracts for the commission of statuary, paintings, logos, and art work (other than promotional literature, forms, etc.) designed to represent the corporation, regardless of size.
- f. All other contracts exceeding one (1) year in duration and/or \$10,000 in value.

ARTICLE IX. POWER TO BORROW MONEY

The Board of Directors shall have full authority to borrow money whenever the exercise of such action is deemed to be in the best interest of the corporation. The standards and requirements for each action shall be determined by the Board. They shall have the power to mortgage or hold chattel any and all property held or owned by the corporation and shall not be held individually responsible for repayment of said indebtedness.

ARTICLE X. AMENDMENTS TO THE BYLAWS

These Bylaws may be amended by a majority vote of the Board of Directors at any meeting of same with the stipulation that the amendments must be ratified by majority vote of the Board at their next regularly scheduled meeting. Further, the Membership of the Association shall have the right to amend the Bylaws at any regular or special meeting so long as an intent to present said amendment has been published at least thirty (30) days prior to said meeting. Further, the Membership may repeal any amendment adopted by the Board of Directors by a majority vote of members present at any regular or special meeting of the Membership.

ARTICLE XI. COMMITTEES OF PTHA

Committees shall be appointed by the President, with approval from the Board of Directors.

A. PTHA Standing Committees at present are:

- Registration
- Marketing
- Shows & Contest
- Rule Book / Bylaws
- Youth
- Amateur
- Judges
- Queens
- Publication
- International
- Charter/Membership
- Long Range Planning
- Membership/Charters
- PtHA Breed Council

B. Standing Committee Members

All PTHA Standing Committees shall consist of not less than three association members in good standing. In making appointments to the committees, the President shall appoint members for a term of not less than one year, and not more than three years. The term of the committee member's assignment shall be one year, unless stated otherwise in the appointment. Appointments to fill interim vacancies shall be made by the President, with the advice and consent of the PTHA Executive Committee.

The PTHA President shall appoint the Chairperson and Co-Chairperson of each committee annually, and a list of all committee members shall be published in The Pinto Horse Magazine and posted on the PTHA web site as soon as possible after the annual meeting. The Committee Chairperson shall vote only in case of a tie.

By unanimous vote, at any time during a committee member's tenure, with or without cause, the Executive Committee may terminate an individual's appointment to a Standing Committee. At its unanimous discretion, the Executive Committee may reassign the person to a different Standing Committee. Service on a PTHA Standing Committee is a privilege, not a right; therefore termination or reassignment of tenure may be made without prior notice or right to hearing.

To enable a Standing Committee to function properly and with continuity, each member is required to attend all meeting. Upon two consecutive absences, a member is automatically removed without further action. The vacancy shall be filled by the procedure set forth in the By-laws.

ARTICLE XII. SPECIAL COMMITTEES

The President shall, with Board approval, be required to appoint special committees for the conduct of Association interests. These committees will serve

for the duration of the special issue, or until replaced, or until the committee is disbanded.

ARTICLE XIII. THE OFFICIAL MAGAZINE

The Board of Directors may cause to be published a magazine which will be the official voice of the Pinto Horse Association. The method and place of publication will be determined by the Board of Directors. This publication will be regulated in that a consistent purpose be followed for the guidelines and ideals spelled out in the constitution of the organization.

ARTICLE XIV. CHARTER ORGANIZATION

The Board of Directors may issue to any state or geographical portion thereof local group Charters. This is to be done only where, in the sole opinion of the Executive Committee, it is advisable. The Presidents of these Charters shall meet once each year to form an advisory group to the President of the Association. This meeting will be conducted by the immediate Past President of the Association. This group shall in no way have the power to modify or change rules, policy, or regulations. All State Charters and Sub chapters shall be subject to the directives and rules set forth by the Pinto Horse Association and will be subject to modification of boundaries or any other conditions deemed necessary by the Board of Directors.

Application for Charters must be accompanied by the Articles of Incorporation, Rules and Regulations, Officers' and Directors' names, and a current list of Members, an outline of purpose for the Charter and a map of specific boundaries listing roads, counties, state lines, etc. to be served by the issuance of this Charter. All Charter Officers and Directors are required to be members in good standing of PtHA. A Charter renewal form must be filed with PtHA each year at the business office prior to January 1 in order to be considered an active Charter. A list of those official Charters not complying will be published in the official publication and after thirty (30) days of noncompliance following publication said Charters will be considered defunct.

ARTICLE XV. SUSPENDED PERSONS

A list of suspended persons shall be published in the official publication on a continuing basis.

ARTICLE XVI. CHOICE OF LAW

The membership rules and regulations and all contracts entered into by Pinto Horse Association shall be construed under the laws of Oklahoma.

POLICIES ADOPTED BY THE PtHA BOARD OF DIRECTORS

RULE CHANGE POLICY

Once a rule change proposal has been defeated in Standing Committee, Breed Council or Board of Directors, two (2) subsequent years, the same proposal cannot be brought back for consideration the next year.

BOARD of DIRECTORS ATTENDANCE POLICY

All Directors are required to attend at least one (1) meeting every three (3) years. Directors not meeting attendance policy will be removed from Board and a replacement appointed by the President.

REQUIREMENT for SECTOR DIRECTOR

An established PtHA Sector may request a Director for that Sector if there are at least fifty (50) current PtHA members in that Sector. If the Sector has less than fifty (50) current PtHA members, PtHA will appoint a Field Representative for two (2) years. If, within the two (2) year period, membership increases to at least fifty (50) current PtHA members, a Sector Director may be appointed.

POSTING OF EXECUTIVE COMMITTEE MEETING MINUTES

A draft copy of Executive Committee meeting minutes will be posted on the official PtHA association web site.

GENERAL RULES AND REGULATIONS

SPECIAL NOTICE

ALL PtHA APPLICANTS OR PARTICIPANTS IN PtHA APPROVED SHOWS OR EVENTS ARE RESPONSIBLE FOR KNOWLEDGE OF ALL REGISTRATION RULES AND REGULATIONS.

Situations not specifically covered in this Rule Book will be managed according to current PtHA policy. All changes to rules and regulations made after publication of this book will be published in *The Pinto Horse* magazine and posted on the Pinto web site at www.pinto.org as official Rule Book changes.

A. MEMBERSHIP

A1. Applying For Membership

A. Application for membership must be made in writing to the Executive Vice President and Chief Operating Officer of the Association upon blanks furnished by the Association.

1. The name/names appearing on the membership shall be the exact same name/names used for any registrations or transfers.
2. Membership shall be in such form and on such conditions, and shall contain such agreements as the Board of Directors may prescribe, and while in good standing, shall entitle the member(s) to all privileges and advantages of membership.
3. Membership within PtHA is a privilege. In order to utilize any service or programs within PtHA, an individual or entity must be a current member.

B. By applying for membership, the applicant(s) automatically agrees to be bound by and to abide by the Constitution, By-laws, and Rules and Regulations of the Association.

A2. Types of Membership

A. Types of memberships offered:

1. Individual. Restricted to one person, carried in that person's legal name, the privileges of which are full privileges of PtHA, including privileges to participate in PtHA Open Division of shows and other PtHA activities, over 18 years of age.
2. Joint. A combination to a maximum of two persons (i.e. husband and wife).
3. Assumed or Trade Name. A person or persons or artificial legal entity, ranches, sole proprietorship or any other designation not being the legal name of the person or artificial legal entity (i.e. John Smith dba Smith Ranches).
4. Corporate. Corporations in good standing in the state or country of incorporation, the officers, representatives, shareholders and all beneficial owners.
5. Syndicate or Joint Venture. Syndicates or joint ventures in good standing in the state, province or country of their organization, the representative and all beneficial owners.
6. Decedent's Estate, Trust, Guardianship or other Custodial Legal Entity. Decedent's estate, trust, guardianship or

other custodial legal entity, the person for which the entity is created, his representative and all beneficial owners or beneficiaries.

7. Partnership, General or Limited. Partnerships general or limited in good standing in the state province or country of organization, the partners, limited partners representatives, and all beneficial owners.
 8. Youth. Individual Youth 18 years of age and under.
 9. Lifetime. Individual, Joint, Assumed or Trade Name, Corporate, Syndicate or Joint Venture, Decedent's Estate, Partnership or Youth.
- B. Each type of membership shall be entitled to one vote and only one vote in all Association matters. Youth members are entitled to vote only on YA matters. Memberships are not transferable.
- C. Honorary Life Memberships entitle the members to vote and hold office. They are subject to all rights, privileges, rules and regulations, the same as if they were paid members.

A3. Authorization

- A. Legal partnership, corporation, and individual memberships shall specify, in writing, the person(s) authorized to act in their behalf or to sign registrations and transfer applications.
- B. The signature(s) of the authorized person(s) in all instances shall be included with the authorization.

A4. Transfer of Membership & Membership Name Change

- A. A membership is not transferable except as provided herein. The name of a membership may be changed at the request of the owner upon presentation of evidence that there has been, in fact, no actual change of membership ownership; however, only one such change may ever be made.
- B. Any person who changes marital status shall have thirty (30) calendar days to update their membership. Failure to update applicable membership shall render any points earned after the expiration of thirty (30) days null and void.
- C. If the title of ownership is changed in accordance with the foregoing, it shall be necessary for the owner to have all Pintos in their possession transferred upon the Association records to correspond to the new title or ownership of the membership.
- D. In case of the death of a member, the membership may be transferred to member's legal heir. This does not apply to the children or heirs of lifetime members.

A5. Membership Fees

- A. Membership in the Pinto Horse Association is based on the calendar year.
1. Signatures of each applicant are required on every membership application.
 2. Fees paid are non-refundable or non-transferable. Refer to the Current Fee Schedule.
 - a. Individual: Includes one individual over 18 years of age only.
 - b. Youth: Individual Youth 18 years of age and under. Entitles Youth to participate in YA ROM Program. Youth members are entitled to vote only on YA matters.
 - c. Life, any category.
 - d. Corporate: corporations, partnerships, LLCs, LLPs, trusts and/or creations of law not being natural persons and membership of more than one.
- B. The Pinto Horse magazine (published bi-monthly) is separate from membership and a subscription may be purchased sepa-

rately.

A6. Member in Good Standing

A. A member in good standing as those terms are used in this Rule Book is an individual whose membership application has been approved in accordance with PtHA By-laws, who has paid the requisite membership fee, and who is not under current suspension from the PtHA.

A7. Membership for Judges

Memberships must be Individual or Life and are due September 15th annually, in order for these officials to remain on the PtHA Approved Judges list. If the membership is not paid, full applications, fees, and procedures must be initiated again.

A8. Membership for Sector Directors

Memberships must be Individual or Life and are due January 1st annually, in order for these officials to remain in the position held.

A9. Membership for Executive Committee

Memberships must be Individual or Life and are due January 1st annually, in order for these officials to remain in the position held.

A10. Membership for Field Representatives

Memberships must be Individual or Life and are due January 1st annually, in order for these officials to remain in the position held.

A11. Membership for Standing Committee Members

Memberships must be Individual or Life and are due January 1st annually, in order for these individuals to remain in the position held.

A12. Membership Mailing List

PtHA will provide a service of mailing for Directors, Charters and approved organizations, charging the actual postage and a handling fee. All materials to be mailed must be approved by PtHA.

B. GENERAL OPERATION RULES

B1. PtHA Authority Concerning Registration and Rules

- A. The rules and registration numbers of this Association take precedence over those of any other Association.
- B. PtHA reserves the right to make any changes in these rules, regulations, standards, or requirements as it sees, at any time, to be in the best interests of the Association and the breed.
- C. Every approved show and every person participating therein including exhibitor, owner, lessee, manager, agent, rider, driver, handler, judge, show representative, show official, or employee, is subject to the Constitution and Rules of PtHA.
- D. Any rule changes enacted between printings of the PtHA Rule Book and/or supplement shall be published in a manner determined by the Association, but as a minimum posted on the PtHA web site and published in the PtHA official magazine. It shall be the responsibility of each individual to become familiar with all such changes.
- E. Changes to the rules and/or bylaws made by way of Amendment to forms shall be made in accordance with Rules B.1B and B.1D above. Notification of said changes shall be made in accordance with the "GENERAL RULES AND REGULATIONS, Special notice."

B2. Television And Media Rule

A. Attendance at a PtHA-approved event, in whatever capacity,

shall constitute authorization for PtHA, its agents, designees, or assigns to photograph, video tape, televise, or record by other means (hereinafter referred to as "photographic material") any person or Pinto on the premises of a PtHA-approved event, and shall further constitute authorization for the use of such person's name, voice and biography, or the name, pedigree and performance record of any Pinto on the premises (hereinafter referred to as "related information") in conjunction with any photographic material.

- B. The photographic material and related information referred to above may be used in any manner that the PtHA, at its sole discretion, determines would be beneficial to promoting purposes and goals of the PtHA; provided, however, that no photographic material or related information will be used in conjunction with the endorsement of any product unless prior written consent is obtained.
- C. Attendance at a PtHA-approved event shall further constitute agreement to the terms and conditions outlined above, and shall constitute a waiver and release, without limitation, of any individual television, radio, motion picture, photographic or other similar rights, including right of privacy, any person or Pinto may have in or to such photographic material or related information when such information is obtained at a PtHA-approved event by the PtHA, its agents, designees, or assigns.
- D. PtHA declines advertisement from any equine/equine related registry or association that is not on the approved PtHA outcross list.

B3. Responsibility of PtHA

- A. The Pinto Horse Association will not assume the responsibility of settling civil disputes concerning financial settlements, ownership, health or fertility.
- B. No person shall refuse the reasonable request to assist the Association, its officers, committees or agents in locating, identifying and/or inspecting, or to answer promptly and truthfully any inquiry concerning an animal or ancestor thereof in his/her ownership or control, which has been registered or listed, or for which application to register or list has been made. A violation of this rule may be grounds for disciplinary action.
- C. In the furtherance of his/her official duties, all Association representatives shall be treated with courtesy, cooperation and respect, and no person shall direct abusive or threatening conduct toward him/her.
- D. All information furnished to the Association as a basis for any action by the Association or any of its officers shall be true and correct. This includes, but is not limited to, registration applications, application for show or race approval, and all information in regard to Association investigation of third parties.
- E. Accuracy of records furnished by the Association, either as hard copy or online service, is warranted by the PtHA only to the extent of using its best efforts in the compilation thereof and then solely for the benefit of the member or party purchasing the record. Reimbursement of the expense of the record on a showing of material inaccuracy is the sole remedy available to anyone receiving inaccurate information from the Association. Consequential damages are expressly excluded. No warranties, express or implied, arise from records issuance, other than as stated therein, as the purchaser receives this recorded on an "as is" basis. For absolute accuracy, independent verification must be obtained from the current owner or his/her prede-

cessor in title to the subject horse.

- F. In all proceedings concerned with or affecting the registrations and records of the Association and in all disciplinary actions, the burden of resolving any doubt as to the true parentage or identification of an animal, or qualification for registration (either by color, type or bloodline) shall be upon the applicant, owner, lessee or other member(s) or non-member(s) involved. The determination, decision or action of the Executive Committee upon all such questions shall be final and binding upon all parties. As the owner has the burden of proof, by failure to present evidence concerning such questions to the Association or at a hearing scheduled to resolve the question, the owner shall be deemed to have waived his/her right to later present such evidence to a court of law, if he/she seeks judicial review of the Association's action.
- G. Unsportsmanlike conduct will not be tolerated. Unsportsmanlike conduct shall be defined as any action of disrespect, deceit or fraud directed to judges, show management, show representatives, the PtHA, PtHA members, employees or other exhibitors or spectators.
 - 1. When an exhibitor, owner or trainer is guilty of unsportsmanlike conduct, such person is subject to disciplinary action by the PtHA, including, but not limited to, fines or suspension.

B4. Liability

- A. The PtHA, its officers, directors, members of committees, inspectors, employees, representatives, and agents will attempt to obtain true and complete information in connection with registration of Pinto horses, transfer of Registration Certificates, hearings, and all other matters relating to PtHA activities.
- B. Except for proven intentional wrongdoing, neither the PtHA nor its officers, directors, members of committees, inspectors, employees, representatives, nor agents will be liable in any way, whether in damages or otherwise, for issuance of any pedigree certificate, for the transfer of any pedigree certificate, for the cancellation of any pedigree certificate, for the refusal to issue a pedigree certificate, for the issuance of any pedigree statements, for the refusal to transfer any pedigree certificate, for any disciplinary procedure brought against or penalties imposed on any member or any person or for any other activities engaged in, by or on behalf of the Pinto Horse Association.

B5. Release of Liability

- A. The PtHA and co-sponsoring organizations, if any, shall not be responsible for any personal injury, or for loss or damage to property, occurring at any PtHA activity.
- B. Each owner, exhibitor, handler, or consignor shall indemnify and hold harmless the PtHA, its officers, directors and employees from and against all claims, demands, causes of actions, and expenses of every kind, including attorney's fees, arising out of or related in any manner to the acts or omissions of an owner, exhibitor, handler, or consignor, or the actions of any animal under the care, custody, or control of the owner, exhibitor, handler or consignor. Presentation of signed entry or consignment forms shall be deemed acceptance of the conditions of this rule. In the event an entry of consignment form is not signed or presented, appearance on the grounds or at the sale ring of any PtHA activity as an exhibitor, handler, owner or consignor shall be deemed to be acceptance of the conditions of this rule.

B6. PtHA Funds

- A. Any and all fees or monies due the PtHA are the property of the PtHA upon collection and shall be turned over to the Association within thirty (30) days of collection. The officers of such club and/or individual shall be personally liable and, in addition, subject to the rules pertaining to violations and disciplinary procedures.
- B. Any and all fees or monies due PtHA must be paid in U.S. funds only.

B7. Cancellation of Work

- A. When a request is received to cancel any work on which processing has begun, the work will be canceled and no refund will be issued.
 - 1. Failure of any individual to acknowledge and respond to any PtHA correspondence regarding application for membership, transfer, or registration of a horse, pony, or miniature, or any other PtHA business will result in that file being closed and "Dead Filed" and all fees forfeited after sixty (60) days.
 - 2. Upon receipt of incomplete work, the PtHA Office will call the individual within fourteen (14) working days. If requested items are not forthcoming within fourteen (14) additional days, a final written notice will be mailed. If no correspondence is received by the PtHA Office within thirty (30) days thereafter the file will be closed and "Dead Filed".
 - 3. When an application has been inactivated and placed in the "Dead File" for any reason, the following requirements must be met to re-open the file:
 - a. Payment of pertinent fees for the applicable work, based on the current date and, in the case of registration, the current age of the animal;
 - b. Payment of appropriate member's current membership fee; and
 - c. Submission of any documents necessary to complete work.

B8. Violations

- A. Any member may be immediately suspended and denied privileges of the Association, and any non-member may be denied the privileges of the Association by the Executive Vice President of the Association for the failure to pay when due any obligation owing the Association, including *The Pinto Horse* magazine, or to any approved show, or for giving a worthless check for entry fees, stall fees, office charges, stock charges or any other fees or charges including bank charges for returned checks connected with the exhibition of horses, or for failure to timely file with the Association required annual stallion breeding reports, or any related fees. Fifteen (15) days before action by the Executive Vice President, written notice of the account due and the intention to suspend or withhold privileges of the Association shall be mailed to such member or non-member. Upon suspension by the Executive Vice President, the name of the member or non-member may be published in *The Pinto Horse* magazine, beginning with the next available issue from date of suspension, and/or posted to the PtHA web site immediately and the account may be set to cash basis only. Any suspension and denial of privileges of the Association under this section shall terminate upon full payment of the obligations due the Association or upon filing of the requisite stallion breeding report.

- B. When any person fails to pay when due, any obligation owing to the Association, gives a worthless check for any PtHA fee or entry fee, stall fees and/or office charges connected with the exhibition of Pintos, such person, whether member or non-member may be put on a "cash only" basis by the Executive Vice-President or such other person as authorized by the President or Executive Committee.
- C. Every member and every non-member who violates in any manner the Constitution, Bylaws, or Rules and Regulations of the Association; whose practices in the breeding of Pinto horses or in supplying information for the Association's records; or whose conduct has endangered or may endanger in good order, welfare or credit of the Association; or who is convicted in a court of law for cruelty to animals and upon submission of certified evidence of such conviction from any court, may be censured, suspended or, in the case of a member, expelled from membership in the Association and denied all privileges of the Association, including, without limitation of the generality of the foregoing, the privilege of registrations or change in ownership of Pinto horses on the records of the Association by the Executive Committee.
- D. Ownership of an issued Registration Certificate remains with the Association. Such Registration Certificate is issued in reliance upon the information provided on the written application submitted and attested by the owner at the time of foaling; and upon the express condition that the Association has the privilege to correct and/or cancel the certificate for cause under its rules and regulations. No person shall refuse an Association request for the return of a Registration Certificate, either before, after or pending hearing to determine registration participation privilege in Association-approved events. The Association may retain possession of a certificate pending resolution of the matter for which the return of the certificate was requested.

B9. Fraudulent Practices

- A. No person shall represent any animal owned or managed by him/her to be registered with the PtHA when it is not.
- B. No person, firm or corporation shall issue, sell, exchange, give away or receive, or offer to any thereof, any false or fraudulent certificate representing same to be a genuine official certificate issued by the Association.
- C. No person shall advertise, or enter in any Pinto horse event or competition any Pinto registered with the Association by a name other than that by which it is registered or listed.
- D. No change in or alteration of a Registration Certificate or listing or identification required by the Association shall be made except by the Association or its official representative upon proper showing of the necessity for such change or alteration by reason of change in color or markings, mistake or the like; nor shall any person display or advertise or have in his/her possession any such certificate that has been changed or altered otherwise, other than by the Association or on its authority.
- E. No person shall alter in any way, change or attempt to hide or alter the natural markings of a horse, by surgery, dye or in any other manner.
- F. No person shall represent as a registered Pinto horse any horse other than the horse for which said certificate was issued.

B10. Disciplinary Procedures

- A. Any member may be disciplined, suspended, fined or expelled from the Association, and any member or non-member may

be denied any and all privileges of the Association, or any Registration Certificate may be canceled whenever it shall have been established by satisfactory evidence that such member or non-member has violated any Bylaw, rule, or regulation of the Association.

- B. The Executive Vice President, his/her staff, and designees shall have sole authority to investigate possible or alleged violations of any Bylaw, rule, or regulation of the Association.
1. In order for a complaint, other than one which can be verified by credible testing, to be considered for investigation, it must be in writing, signed and dated. The individual(s) filing the complaint must be prepared for full disclosure of the complaint to the party (parties) concerned in the complaint and must be prepared to appear at a hearing if it is deemed necessary.
 2. The individual filing the complaint must be a PtHA member in good standing. A \$250.00 filing fee (cash or certified fund only) must accompany the written, signed complaint.
 3. When anyone believes at a PtHA approved event, meeting or function of a member or non-member warrants disciplinary action or when any member believes that he/she has been harmed by a violation of these Rules and Regulations, he/she must file within fifteen (15) days of the actual incident or within fifteen (15) days of having gained knowledge of the incident, a protest/grievance in writing with the PtHA office. The postmark on the envelope received shall be evidence of the date of filing.
 4. Any Standing Committee, as a Committee and/or the Chairman of that Committee or any employee of the PtHA may file a protest for alleged Rule violation that falls within that Committee's or employee's domain. The filing fee for filing a protest/grievance from a Committee or employee is waived.
- C. When it is determined that there is sufficient cause for a hearing, the person charged with any alleged violation shall be given not less than twenty-one (21) days notice of a time and place for hearing such allegations by the Executive Committee, at which time and place he/she shall have the opportunity, in person or by counsel, to be heard and to present evidence in his/her own behalf, and to hear and receive evidence offered against him/her.
1. The Executive Vice President shall have the authority to schedule a disciplinary hearing when he/she determines there is sufficient cause for a hearing. Additionally, a disciplinary hearing shall be held if it is requested by two or more members of the Executive Committee or by the President.
 2. Quorum required for a hearing may be composed of three (3) members of the Executive Committee and two (2) additional PtHA members in good standing whom the PtHA Executive Manager shall be empowered to appoint as impartial members on the Hearing Committee.
 3. Testimony may be taken at a hearing via telephone. Any person(s) desiring to present testimony via telephone should notify all involved persons in writing at least five (5) days prior to the scheduled hearing. This notice should contain the name, address and telephone number of each person who will testify via telephone. This provision is not intended to limit or preclude other appropriate procedures

for offering testimony or evidence at hearings.

4. No continuance shall be granted unless requested in writing at least seven (7) days prior to the hearing, and good cause is shown. A continuance shall be granted or denied at the sole discretion of the President.
 5. The decision and action of the Executive Committee shall be final and binding on all parties.
 6. Proceedings before the PtHA Executive Committee shall be informal, and the rules of evidence both at common law or provided by Oklahoma rules of civil or criminal evidence, need not be strictly observed. The standard by which admissibility is determined is whether the evidence is such that an ordinary prudent person is willing to rely upon it. As a PtHA member, participant at a PtHA approved event or a person appearing before the Executive Committee, the accused person agrees that all witnesses and participants in such hearing shall be immune from any civil liability whatsoever, including, but not limited to, libel, slander, invasion of privacy, defamation, or product disparagement, for testimony given in the course of preparation for or at the hearing.
- D. In regard to any violation of Show and Contest Rules, as a part of its disciplinary action, the Executive Committee may revoke participation privileges in all PtHA-approved events for a determined or indefinite period and/or assess a fine.
- E. Pending final hearing by the Executive Committee or other appropriate committee, the Executive Vice President may, by giving written notice of its action:
1. Temporarily suspend such member, the effect of which shall be to deny him/her further Association privileges until the Executive Committee can hear the matter and take the appropriate disciplinary action; and
 2. Temporarily suspend the registration of the Pinto in question, and upon Association request, the owner shall return the Registration Certificate to the Executive Vice President, pending final determination of its validity, the effect of which shall be to suspend participation privileges in Association-approved events.
- F. On or after such time as any person has been denied participation privileges in PtHA-approved events, but that his/her membership privileges are not affected, the following restrictions shall apply:
1. That person shall not be eligible to participate in any PtHA-approved event.
 2. That person shall not be eligible to hold approved judges credentials or any other Association accreditation.
 3. Pintos which are recorded in the name of such person or owned in whole or in part by such person, are not eligible to participate in any PtHA-approved event.
 4. During the period of denial of Association privileges, failure to comply with these restrictions and any other express conditions or restrictions of said disciplinary actions may constitute grounds for further disciplinary action.
- G. When a member is disciplined, suspended, expelled or fined, or a non-member is denied membership privileges, or when a member or non-member is temporarily suspended by the Executive Vice President, pending hearing, the name and address of such member or non-member may be published in *The Pinto Horse* magazine and posted on the PtHA Web Site.

- H. In the event any disciplinary action is taken against a member or non-member, publication of the action shall be made as soon as practical in *The Pinto Horse* magazine and posted on the PtHA Web Site. Said publication shall include rule number violated for disciplinary action to have been assessed.
- I. On or after such time as any person has been suspended, expelled or denied further Association privileges, in addition to other provisions of this handbook or policy of the Association, the following restrictions shall apply:
1. That person shall neither participate nor be eligible to participate in any PtHA-approved event. Nor shall such person be eligible to hold approved judge's credentials or any other Association accreditation.
 2. That person or spouse shall not register any Pinto with the Association, or transfer registered Pintos into his/her name or that of a spouse.
 3. No Pinto shall be registered which is either sired by a stallion or out of a mare owned by such person or spouse where the breeding date is shown to be on or subsequent to the date of disciplinary action.
 4. No Pinto which is registered in the name of such person or spouse is eligible to participate in any event approved or recognized by the Association, such as shows or races.
 5. Signatures:
 - a. The Association shall not accept the signature of such person, nor such person's spouse, nor that of such person's children under the age of eighteen (18), on any breeder's certificates, or stallion breeding reports, evidencing breeding taking place on or after the date of suspension.
 - b. The signatures of the suspended person and that person's spouse will be honored on transfer reports for the purpose of allowing such disciplined person or spouse to transfer Pintos recorded in his/her/their ownership at the time of the disciplinary action.
- J. During the period of expulsion, suspension or denial of Association privileges, failure to comply with these restrictions and any other express conditions or restrictions of said disciplinary action may constitute grounds for further disciplinary action.
- K. Written leases filed with the Association, prior to date of suspension, covering Pintos owned by the suspended member shall be valid, and the signature of the lessee shall be accepted during the time of such lease, but for no renewal thereof.
- L. Advertising
1. No person on suspension, nor that person's spouse, may advertise in *The Pinto Horse* magazine during the period of his/her suspension, nor may that person's name, nor that of his/her spouse, appear in any advertisements in *The Pinto Horse* magazine during the period of suspension.
 2. If publication deadlines or other factors make it impractical to stop advertising that is in violation of aforementioned L1., this advertising will be terminated as soon as possible.
- M. The provisions of the disciplinary rules which pertain to notice and hearing procedure shall also apply to hearings regarding registration issues and other non-disciplinary matters.
- N. The Association has adopted the following provision for the

mutual benefit of members and with the intention of reducing the Association's litigation expenses, which expenses would ultimately be borne by members and non-members participating in Association activities. Every member, by joining the Association, or non-member, by purchasing Pinto horses, filing a registration application or other documents with the Association, or participating in Association-approved events, does thereby agree as follows:

1. If unsuccessful in an attempt to overturn Association decisions, actions, rules or regulations, to reimburse the Association for its reasonable attorney's fees, court costs and other expenses in defense of such suit; and
 2. That he/she will not commence any action, whether in law or equity, against the Association in any courts other than those federal and state courts located in Oklahoma County, Oklahoma.
- O. General Notice Procedure — Notice required by these rules and regulations may be served by delivering a copy of the notice to the person to be served, or his/her attorney, either in person or by mail, postage prepaid, to his/her last known address as it appears on the Association's records, and upon mailing, such notice shall be deemed received by such person when it is deposited in the United States mail.

B11. Incorporation of Forms

All Pinto Horse Association forms, as they may from time to time be supplemented, changed and/or amended, are incorporated as if fully set forth herein.

B12. Legal Actions

Every member and non-member agrees that he/she will not commence any action, whether in law or equity against the PtHA in any courts other than those federal and state courts located in Oklahoma County, Oklahoma, and further agrees for the mutual benefit of members and non-members and to reduce the costs and legal expenses incurred by the PtHA which would otherwise be borne by members and non-members participating in PtHA activities, in addition to any other sanction that may be imposed under these rules to reimburse the PtHA upon demand by the PtHA the reasonable attorney fees, costs and other expenses including, but not limited to, travel related expenses for Disciplinary Committee members, incurred by the PtHA in connection with any PtHA disciplinary action or proceeding, arbitration action or proceeding, court action or proceeding or other legal proceeding in which the member or non-member has been determined to have violated any PtHA bylaw or rules and regulations or has not been the prevailing party.

C. REGISTRATION - HORSE, PONY, MINIATURE

C1. General Registration Responsibility

- A. The person or persons responsible for and submitting any application for registration or any other required documents to PtHA are solely responsible for all information submitted. All applications and other documents must be filled out completely.
- B. No person shall refuse any reasonable request to assist the Association, its officers, committees, or agents in locating, identifying, and/or inspecting, or to answer promptly and truthfully an inquiry concerning an animal or ancestor thereof in their ownership or control, which has been registered or listed, or for which application to register or list has been made.

C. Membership Requirements.

1. The horse owner or owners must have a current membership(s) in PtHA before registering a horse.
2. The owner (s) of a Pinto must have a membership in the exact name, or partnership name, or corporation, or ranch as it is to appear on the PtHA Registration Certificate in order for the horse to be registered.
3. If the name of the owner (s) is not the same as that recorded on the recognized breed association's Registration Certificate, PtHA may require the owner (s) to provide satisfactory proof of ownership.
4. The horse owner can pay a non-member fee instead of a membership.

C2. Color Requirements and Markings

A. A Pinto must have white markings on the body or upper portion of the legs. Those areas must be definitive enough to show Pinto breeding and color pattern typical of the Pinto. A dark cheek or cap, spotted face on a white horse, pony or miniature and excessive face white are markings common to the Pinto and are, therefore, considered Pinto markings. An all-white horse, pony or miniature with a colored area on the head and/or on the body is a Pinto. All Pintos must conform to the requirements below for registration as Pintos.

B. Horse Minimum Color Requirements

- Horse - Four (4) cumulative square inches of eligible white.

C. Pony Minimum Color Requirements

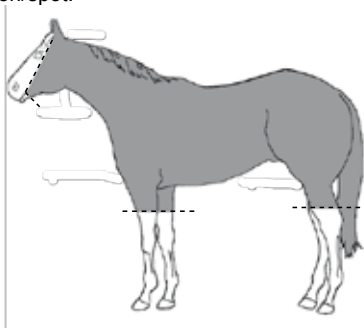
- Pony - Three (3) cumulative square inches of eligible white.

D. Miniature Minimum Color Requirements

- Miniature - Two (2) cumulative square inches of eligible white.

E. Pinto Traits-Color

1. All white with some underlying pink skin above a level line around the legs, midway between the center of the knee and the floor of the chest, or, the point represented by a level line around the leg, midway between the point of the hock and the center point of the stifle is eligible color. The stated minimum color requirements are accumulative/total. Not all qualifying color must be in the same single location/spot.



2. White with some underlying pink skin behind a line drawn from the base of the ear to the corner of the mouth and from the corner of the mouth, under the chin, to the other corner of the mouth is eligible color.
3. Eligible white with underlying pink skin from the inside area of the ear is also included.
4. White with some underlying pink skin that starts in an

eligible zone and continues into an ineligible zone to be counted, except for the following:

- a. Blaze white and lower lip white will not be counted as eligible white.
- b. For excessive head white to count, it must be behind a line drawn from the base of the ear to the corner of the mouth and from the corner of the mouth under the chin to the other corner of the mouth.

5. True white markings - True white markings have underlying pink skin. Tail white with underlying pink skin to count as eligible color.

F. Pinto Traits-Eyes, Skin

1. No discrimination is made concerning light or dark skin, or against blue, glass, or dark eyes.
2. Blue eyes and pink skin are to be considered Pinto traits as are white or multicolored hoof markings.

G. Pinto Characteristics

1. Blue eyes
2. High leg white above knee or hock
3. White hooves
4. Multi-color hooves
5. Collective white in the eligible zones, but not enough to qualify for color.
6. Pink skin

C3. Color Patterns

A. General

1. The ideal Pinto possesses a 50-50 pattern distribution. However, the patterns and markings are extremely varied and are found in many colors ranging from the predominantly white to the predominantly colored animal.
2. For registration purposes, only one pattern will be designated on the Registration Certificate.

B. Tobiano (Toe-bee-ah'-no)

1. A Tobiano Pinto appears to be white with large spots of color, often overlapping on animals with a greater percentage of color than white. Spots of color typically originate from the head, chest, flank, and buttock, often including the tail. Legs are generally white, giving the appearance of a white horse with large or flowing spots of color. A Tobiano requires at least one Tobiano or Tovero parent.

C. Overo (O-vair'-o)

1. The Overo Pinto appears to be a colored horse with white markings. These spots of white appear to be jagged, and originate on the animal's side or belly, spreading toward the neck, tail, legs, and back. Color appears to frame the white spots. Thus, an Overo often has a dark tail, mane, legs, and backline. Bald or white faces often accompany the Overo pattern. Some Overos show white legs along with splashy white markings, seemingly made up of many round lacy white spots. The location of white is generally the same on these horses as Tobianos, although white legs appear to be more common. White almost never crosses the back.

C4. Breeding Stock Division

The Breeding Stock Division is provided to record the bloodlines of animals with color documented in its pedigree which is solid colored or which lacks sufficient body marking to be registered in the Color Division of the Registry.

A. Qualifications

Solid color Horses, Ponies or Miniatures are eligible under the following conditions:

1. Solid color animals with documented color breed registered ancestry (within two generations).
2. Solid colored animals registered with an approved outcross color breed.
3. Animals registered with an approved outcross breed registry or those that have two or more Pinto characteristics.
4. Animals originally registered as Breeding Stock now qualifying under the current Color division requirements must be reclassified and are no longer eligible to be shown in Breeding Stock classes.

B. Procedure

The letter **B** shall follow the registration number of Breeding Stock animals.

C. Limitations

1. Mares with no documented Pinto breeding, markings or characteristics may be listed and given an identification number, which may satisfy registration requirements for their offspring.
2. These animals will not be eligible for entry in any PtHA approved classes.
3. This is not considered PtHA registration. Contact PtHA office for more information regarding Broodmare Certification application.

C5. Breeding Restrictions

A. General

1. Any animal with Appaloosa or mule breeding and/or characteristics, as well as those with any draft characteristics or known draft breeding within the previous four generations are NOT eligible for registration.
2. Any Pinto developing such characteristics after registration is subject to cancellation of Registration Certificates.
3. PtHA registration will be canceled and certificate considered null and void on those Pintos which are found, after registration, to have met any of these criteria.
4. Progeny of these animals will be additionally subject to possible review and cancellation.
5. There will be no refunds of any fees paid in conjunction with the registration of these animals.

B. Height Requirements

1. All Pintos registered in the Horse Division must be over 14 hands (56 inches) at maturity, measured at the withers.
2. All Pintos registered in the Pony Division must be over 38 inches but not exceeding 44 inches (56 inches) at maturity, measured at the withers.
3. All Pintos registered in the Miniature Division must be 34 inches or under at maturity, measured at the last hair of the mane.
4. All Pintos registered in the "B" Miniature Division must be over 34 inches but not exceeding 38 inches, measured at the last hair of the mane.

C. Reclassification By Height

1. A Pinto may be reclassified by height one time only after reaching the age of four years or at any time it exceeds the maximum height requirement for its respective division.
 - a. Pintos registered in the Pony Division that do not

exceed 38 inches at maturity may be reclassified into the "B" Miniature Division.

- b. Pintos that change from one division to another (i.e. pony to miniature or horse to pony) may not change back to previous division.

C6. Initial Registration Procedures

The official Registry of the Pinto Horse Association of America, Inc. provides for the pedigreed registration of Pintos in Color or Breeding Stock Divisions.

A. General

1. Animals registered with an approved outcross registry with Pinto color or color breeding will be accepted in its respective division of the PtHA registry upon presentation of correct fees, a complete application, four (4) current color pictures, and a copy of the outcross Registration Certificate, provided other requirements are met.
2. Horse stallions with unknown or unregistered backgrounds (either sire or dam or both) are not eligible for registration.
3. The age of a horse shall be computed on the basis of a calendar year starting on January 1 of the year foaled; it is a weanling during the calendar year in which foaled and a yearling during the first calendar year following its foaling date, regardless of the time of year foaled. For example, a horse foaled anytime in 2004 was considered to be one year old on January 1, 2005, and two years old on January 1, 2006.
4. On-Site Conditional Registration Program — The PtHA On-Site Registration Program provides those Sector Directors, Field Representatives, and Executive Committee members who choose to do so, the opportunity to issue temporary conditional PtHA Registration Certificates. All On-Site Certificates are temporary and conditional until approval of all criteria by the PtHA registration department. To qualify for eligibility of the On-Site Program, applicant must be a member of PtHA or applying for membership and **MUST** furnish the PtHA representative with **ALL** documents and fees required for registration. After receiving all documents and fees required, the PtHA representative will issue a Conditional Registration Certificate which allows the applicant to show at PtHA approved show up to 90 days or until the application is accepted or rejected by the PtHA Registration Department. All final determination of registration eligibility remains with the PtHA office.
 - a. Sector Director Conditional Registration Applications, complete with payment, photos and all supporting documentation must be sent to the PtHA Office within fifteen (15) days of issue, or Sector Director credits will be forfeited.
 - b. Sector Director Conditional Registration Applications still incomplete ninety (90) days from date of issue will be "Dead Filed".
5. The name of the breeder on the registration application must exactly match the name of the owner of the dam as it appears on the dam's registration papers or on the official lease documents.

B. Materials And Procedures

1. Application

- a. Proof of Ancestry: A complete breeder's certificate must be submitted with the application for animals

to be registered with pedigree or background shown. A current copy of the approved outcross Registration Certificate verifying current ownership and pedigree may be submitted in lieu of the breeder's certificate. A copy of the sire and/or dam outcross papers (if not also PtHA registered or listed) may also be required.

- b. Photographs: Four (4) current color photographs; one of each side, one full frontal view and one full rear view are required. Photos should include all parts of the horse available in that view and be unobstructed by tack (halter acceptable), any other horses, riders, or fences in the foreground. Additional photos should be submitted to show color not evident in the usual four (4) photos mentioned herein. Scanned or computer generated photos printed on photographic quality paper are acceptable. Photographs must be a true and unaltered representation of the animal.
- c. Fees: Appropriate fees must accompany the application. All fees are non-refundable.
- d. Animals not meeting minimum color requirements, but are otherwise eligible, will automatically be placed in the Breeding Stock Division.

2. Acceptance

- a. Upon receipt of a completed Registration Application, eligibility will be determined and a Registration Certificate issued. Any questionable case presented by the PtHA Office will be reviewed by the Executive Committee. The decision of the Executive Committee shall be final.
- b. If either the PtHA Office, the Executive Committee, or Board of Directors deems it necessary, a personal inspection by a PtHA Representative may be required prior to making a final decision. The owner of the animal in question will be responsible for taking the animal to the inspector or will pay any costs incurred by the inspector for travel, meals, lodging, etc.

C. Naming A Pinto

- 1. Up to four (4) name choices may be submitted with each application for registration.
- 2. The following names are not eligible for use:
 - a. Names of an offensive, obscene or vulgar nature.
 - b. Names already in use.
- 3. PtHA reserves the right to deny a name for any of the above reasons, or when the name falls into a category not listed above, but is felt to be inappropriate for a family-oriented organization.
- 4. Translation must be submitted for names including a foreign word or words.
- 5. Names may not contain punctuation, diacritical marks, apostrophes, numbers, Roman numerals, or have more than four parts.
- 6. Names may not exceed thirty-five (35) letters and/or spaces.
- 7. When all name choices are unacceptable, the owner has the option of allowing PtHA to make a name choice or delaying registration until the PtHA office gives written

notification or calls collect requesting an additional name choice.

C7. Changing the Name of a Registered Pinto

A. After a Registration Certificate has been issued, any change to the registered name of a Pinto is considered a name change and subject to the following provisions:

1. The name of a registered Pinto may be changed upon written request accompanied by the Registration Certificate and the proper fee.
2. The requested name must comply with all rules concerning naming a Pinto. PtHA reserves the right to deny a name change when a Pinto has an extensive performance and/or race record or progeny record.

C8. Rush Fees

A. Additional fees apply for PtHA's Rush Fee Service. Any Registration Certificates or work requested in less than six weeks from the date they are received by PtHA will be considered rush work. The rush fee is a special handling fee in addition to the regular fees and must accompany the application or work. The time for complete processing is guaranteed only if work is complete and correct when received. Fees are graduated as follows:

1. Rush - Work processed within seven working days includes return via FAX and/or Priority Mail.
2. Super Rush - Work processed within 72 hours includes return via FAX and/or Priority Mail.
3. Express Rush - Work processed within 24 hours includes return via FAX and/or Express Mail
4. See Current Fee Schedule.

C9. Breeder

- A. The breeder of a Pinto is the recorded/documented owner of the mare (dam) at the time she is serviced or bred by the stallion, except when a mare is held under lease at the time of breeding (and written notification of such lease signed by the lessor is on file with PtHA at the time of registration), in which event the Registration Certificate shall show the lessee as the breeder.
- B. The name of the breeder on the Registration Application must exactly match the name of the owner of the dam as it appears on the dam's Registration Certificates or on the official lease agreement.

C10. Breeder's Certificates

- A. A complete breeder's certificate, signed by the recorded/documented owner(s) of the sire and dam at the time of service, must be submitted with the application for registration.
- B. When a stallion or mare is bred under a lease agreement, a copy of which is filed with the Association office, the Association will accept the signature of such lessee on breeder's certificates and stallion breeding reports.
- C. Upon cancellation or other termination of any such lease agreement, the owner shall immediately give written notice to the Association and to the lessee, and signature of such lessee on breeder's certificates or stallion breeding reports will not thereafter be recognized except for breedings which occur prior to the date such notice is received.
- D. There will be no alterations to information on breeder's certificates. A breeder's certificate on which information has been changed shall not be acceptable for the purpose of registering a horse.

C11. Stallion Breeding Reports

- A. On or before December 31 of the breeding year, owners or lessees of any registered Pinto horse, pony, or miniature stallion or PtHA listed outcross stallion must submit, with appropriate filing fee, a PtHA Stallion Breeding Report showing all mares bred to said stallion during that year. This includes all mares owned by the owner of the stallion as well as outside mares. This report must include all breeding dates, registration numbers, owners of listed mares at time of breeding, and signature of stallion owner.
- B. A late charge will be assessed by the Association for any Stallion Breeding Report not submitted by December 31, and this charge must be paid before the report will be accepted. Amended reports will be charged per each mare added or change made.
- C. There is an annual filing fee per Stallion Breeding Report. See Current Fee Schedule.

C12. Owner/Agent Authorization

- A. An owner/agent authorization form in which the owner of a stallion as shown in the PtHA records authorizes another party to manage, stand to public, breed said stallion, and sign breeder's certificates must be made in writing and a copy of the agreement filed with the PtHA business office. Said agreement must include the full registered name and number of the stallion and full names and addresses of all concerned parties as well as the authorized signature of the manager as it will appear on breeding certificates.
- B. The manager is responsible for filing a Stallion Breeding Report for each stallion in their care during the duration of the managerial agreement.

C13. Measurement of Animals

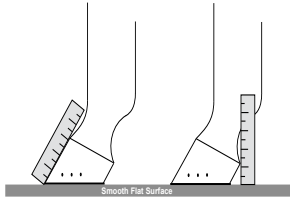
A. Height

1. Stand the animal on a smooth, level, solid surface (i.e., cement, plywood) in such a position that the front legs are vertical and the back of the hocks are in a vertical line with the point of the animal's quarter.
2. The head is to be held low enough to reveal the highest point of the withers.
3. With the animal in this position, measure the vertical distance from the highest point of the withers to the ground.
4. The arm of the measuring standard shall be placed over the highest point of the withers and no measurement taken at any other part of the animal's body shall count, except with miniatures, which are to be measured at the last hair of the mane.
5. The standard must be a straight, unbendable stick and should be provided with a plumb bob or spirit level to make sure the standard is perpendicular from withers to the ground and that the crosspiece is parallel with the ground surface.

B. Toe And Heel

1. The length of the toe shall be determined by measuring the front of the hoof in the center from the skin line on the lower side of the coronary band to the ground, inclusive of pad and shoe, and exclusive of airspace caused from extending nail heads on the bottom of the shoe.
2. Rasping of nail heads is acceptable to provide an accurate measurement where shoe lies flat on the ground.
3. To be measured on a flat, hard surface (e.g., concrete, plywood, etc.).

- The height of the heel shall be determined by measuring from the skin line on the lower side of the coronary band to the ground with the measuring device perpendicular to the ground.



C14. Scars And Brands

- All scars, brands, and tattoos appearing on a Pinto should be shown on the Registration Certificate.
- Scars, brands, and tattoos not appearing on the certificate will be added by the Association free of charge by submission of the Registration Certificate and a diagram showing the shape and location of the scar or brand and date of injury or branding, if known.

C15. PtHA Registration Certificates

A. General

- Registration Certificates are the property of PtHA and may be retained at any time by PtHA as deemed necessary by the Executive Vice President and Chief Operating Officer.
- Any Registration Certificate that is written upon, mutilated, damaged, soiled, stapled, punched, etc., becomes an invalid document, and a duplicate certificate must be issued. See current Fee Schedule.
- Application for replacement of a lost Registration Certificate may be made by the owner of record only and must be accompanied by a photo of each side of the animal and a full frontal view and full rear view, plus the replacement fee, and may be issued subject to cancellation.
- No additional charge will be made for correction of inaccuracies or errors made by PtHA, provided that the owner returns the Registration Certificate within 30 days from the date it was mailed from the PtHA office.
- Other minor substantiated additions and corrections to a Registration Certificate not requiring a new certificate will be charged a fee, and must be made by the PtHA Business Office or Registrar only. If a new certificate is required, the replacement fee will be charged and must accompany the substantiated changes.

B. Transfer of Ownership

- Upon the release of ownership of a PtHA registered or listed animal, the former recorded owner (seller) shall:
 - Complete and sign as seller the Transfer Report Form and provide the same to the new owner, along with the original PtHA Registration Certificate. Do not write on the actual PtHA certificate.
- Upon acquisition of a PtHA registered or listed animal, the new owner (Buyer) shall:
 - Complete and sign as buyer the Transfer Report Form and forward completed form, along with original Registration Certificate and applicable fees, to the PtHA business office. Do not write on the actual PtHA certificate.
 - Aforementioned documents and fees must be

forwarded to the PTHA business office within 120 days of the sale or change of ownership of the animal. Thereafter, a penalty fee must accompany the applications for transfer.

C. Cancellation of Registration Certificate

1. Registration Certificate of any PTHA registered animal may be canceled by decision of the Board of Directors or Executive Committee after notice and hearing pursuant to General Membership Rule M for the following reasons:
 - a. Improper registration procedures.
 - b. Falsification of registration documents.
 - c. Appearance of Appaloosa or draft characteristics any time during the lifetime of the animal.
 - d. Any improper activities which led to the ultimate registration of an animal ruled ineligible for registration.
 - e. Lack of required color upon inspection.
 - f. Unauthorized changes, additions, or alterations of the Registration Certificate.
2. A Registration Certificate is subject to correction and/or cancellation under the Rules and/or Bylaws of PTHA. PTHA will not be liable for any mistake on a certificate.

D. Deceased Pintos

1. When a Pinto dies, its Registration Certificate should be returned to the Association along with a signed statement noting the date of death.
2. If the owner so requests, the certificate will be returned without charge after the proper notations have been made on the certificate and in the Association records.
3. A report of death form is available from the business office.

E. Castration of Stallions

1. When a stallion is gelded, his Registration Certificate must be returned to the Association along with a signed statement noting the date the Pinto was altered.
2. The certificate and records of PTHA will be adjusted to reflect this information at no charge and the certificate will be returned.
3. A castration notice form is available from the business office.

C16. Blood Typing

- A. If, in the opinion of the Executive Committee, there is justifiable cause to question parentage of a foal, the Committee may require the foal and all sires and dams in question to be blood typed or DNA tested.
- B. The results of these tests, together with such other information as may be available, may be taken into consideration by the Executive Committee in its determination of the foal's parentage as recognized by the Association.
- C. The owner of the Pinto in question will be required to provide blood typing and/or DNA reports from an acceptable, certified lab and all fees and expenses are the responsibility of the owner.

C17. Artificial Reproduction Processes

- A. If the rules of a recognized outcross registry permit transportation of semen and/or rules allowing embryo transfers differ from PTHA, registration documents will be accepted in accordance to their rules.
- B. Artificial Insemination
 1. No foal begotten by artificial insemination where more than

24 hours passed between semen collection and insemination is eligible for registration unless semen was frozen.

2. A licensed veterinarian must be in attendance during any artificial insemination procedures and sign the breeding certificate as attending veterinarian.

C. Embryo Transplant

1. In regard to a horse foaled by a mare which is not its genetic dam, but which received the embryo through an embryo transfer technique, there is no limit to the number of registrations for eligible foals out of the donor mare. However, to provide an adequate level of maturity for determination of inability to naturally reproduce, a mare shall be at least six (6) years of age to be eligible as a donor.
2. In addition to other Association registration rules, the offspring shall not be eligible for registration unless:
 - a. The donor mare has failed to produce a live foal by natural cover or artificial insemination in bona fide attempts to achieve pregnancy during the three consecutive calendar years preceding the filing of written notice to the Association of intention to attempt embryo transplant, as specified in subparagraph b below. This requirement shall not apply to donor mares fifteen (15) years or older.
 - b. At least fifteen (15) days in advance of the intended collection of the fertilized egg, the registration applicant has notified the Association in writing of his/her intention to attempt an embryo transplant;
 - c. An Association representative and/or Association-approved veterinarian is present during the collection and transfer procedure, at Association discretion.
 - d. The offspring's pedigree is verified by blood tests and/or DNA testing and such other testing as the Association deems necessary, all expense of which shall be the registration applicant's, including expense of travel and lodging of the Association representative and fee of the approved veterinarian.
3. The Association may inspect the premises and practices of any party using or intending to use embryo transplant procedures. The burden of verifying true parentage is the registration applicant's, and any question of parentage shall be resolved against registration of a horse carried by a recipient mare through embryo transplant.

D. Transported Semen

1. PtHA rules allow for the transportation of semen or frozen semen.

C18. Lease Notification

- A. For a lease of a Pinto to be recognized by the Association, whether for breeding, showing, racing, or other purposes, a Lease Notification form, signed by both the lessor and lessee(s), must be filed with the Association and the proper recording fee paid. Show committees may only accept Lease Notifications after they have been filed at the PtHA office and official written confirmation from PtHA has been received.
- B. The Lease Notification form must include the effective start date of the lease with all Lease Notification forms expiring automatically on December 31st of each year. Otherwise, a Lease Notification form may be terminated by written notice

listing termination date and signed by either lessor or lessee. All Lease Notification forms will be subject to an initial lease fee and an annual renewal fee. All Lease Notification forms will be assigned a lease number linking all parties listed on the lease form by his/her PtHA membership number. Any change in lease terms (i.e. dates, names, etc.) require the filing of a new Lease Notification form with PtHA. Only one lease may be in effect at a time.

- C. An official Lease Notification form of a Pinto shall be construed as bona fide temporary change of ownership and authorizes a lessee to execute all documents pertaining to the recognized activities of breeding, showing, racing, etc., regardless of any limitations in the actual lease agreement. Enforcement against the lessee of limitation on use of the Pinto is the sole responsibility of the lessor.
- D. Sale or transfer will terminate any previous agreement. Such termination will be effective on the date the transfer report is actually received in the PtHA business office.
- E. A lessee will accumulate all points towards year end awards – local, regional or national— on a leased Pinto for Youth and/or Amateur events.
- F. Recorded owner, or immediate family members, may not show or accumulate YA or AM points on a leased Pinto unless named as co-lessee on Lease Notification form for the duration of the lease.
- G. All Open points earned remain with the Pinto.

C19. Type Designation – Horse, Pony

A. Responsibility

- 1. It is the responsibility of the owner to designate the conformation type of the Horse and/or Pony being registered on the application for registration. If a Pinto was not previously typed on the original Registration Certificate, the owner must type the Pinto prior to competition in a PtHA-approved show.
- 2. Conformation type is determined by the breeding and/or conformation characteristics.
- 3. Only one type to be designated.

B. Type Change

- 1. The conformation type of a registered Pinto may be changed by special review of the Registrar once. See Current Fee Schedule.

C20. Horse Conformation Types

A. Stock Type Horse

- 1. The Stock type Pinto horse is western horse of predominantly Quarter and Paint breeding and conformation suitable for:
 - a. Western events
 - b. Hunter seat events
 - c. Variety of other events

B. Hunter Type Horses

- 1. The Hunter type Pinto horse is a horse of predominantly Thoroughbred and approved European Warmblood breeding suitable for:
 - a. Hunter Seat events
 - b. Western events
 - c. Variety of other events.

C. Pleasure Type Horses

- 1. The Pleasure type Pinto horse is of predominantly Arabian, Andalusian and/or Morgan breeding suitable for:

- a. Western Events
- b. Hunter and Saddle Seat Events
- c. Driving events
- d. Variety of other events.

D. Saddle Type Horses

1. The Saddle type Pinto horse is a horse of predominantly Saddle, Andalusian, Hackney or Tennessee Walking Horse breeding, displaying high head carriage and animated, high action of these breeds and is suitable for:
 - a. Western Events
 - b. Saddle and Hunter Seat Events
 - c. Driving events
 - d. Variety of other events.

C21. Horse Registration Outcross Breeds

A. The following breeds are recognized by PTHA as outcrosses.

1. Stock/Hunter Outcrosses
 - a. American Paint Horse Association (APHA)
 - b. American Quarter Horse Association, Inc. (AQHA)
 - c. Hanoverian
 - d. Holsteiner
 - e. Jockey Club [Thoroughbred TB] (JC)
 - f. Oldenburg
 - g. Trakhener
 - h. United States Trotting Association [Standardbred] (USTA)
 - i. Westphalian
2. Pleasure/Saddle Outcrosses
 - a. American Morgan Horse Registry (AMOHR)
 - b. American Saddlebred Horse Association, Inc. (ASHA)
 - c. American Saddlebred Horse Association of Canada
 - d. Arabian Horse Registry (AHR)
 - e. Half Arabian Horse Registration (HAHR)
 - f. Canadian Arabian Horse Registry (CAHR)
 - g. Missouri Fox Trotting Horse Breed Association (MFTHBA)
 - h. National Show Horse Registry (NSHR)
 - i. Tennessee Walking Horse Breeders and Exhibitors Association of America, Inc. (TWHBEA)
 - j. International Andalusian and Lusitano Horse Association
 - k. Arabian Horse Association (AHA)

B. Individual cases involving breeds that are not on the recognized list will be considered and acted upon by the PTHA business office.

C. No Appaloosa breeds are acceptable.

D. Draft horse breeds are prohibited in the previous four generations.

E. Designation

Under no circumstances will a registered outcross horse be accepted into the Pinto Registry under a different designation than the accepted type of outcross breed.

C22. Pony

A. Procedures for Pony Registration

1. All procedures and requirements for registration of ponies are outlined on the Pony Registration Application.

B. Measurement Certificate

1. The owner of every pony in competition shall have a current PTHA or approved outcross measurement certificate

- available at all shows or be measured at each show.
2. Those ponies having current approved permanent measurement certificates are not to be measured, except in the case of an official protest or if entered for competition in the Pinto World Championship Show where they must be measured by a qualified World Show official prior to showing.
 3. A permanent measurement certificate may be issued based on three years of non-growth documented by PtHA records on Pintos (five) 5 years of age & older.
 4. A penalty or fine may be assessed against a Show Committee that does not measure Ponies, or inspect for current approved measurement certificate, prior to the pony showing in the Pinto's first class of the day. It is the responsibility of the Show Committee to do the measuring.
 5. Ponies to be measured under the same standards as horses.

C23. Pony Conformation Types

A. Stock Type Ponies

1. The Stock type Pinto pony is western pony of predominantly Shetland pony, Welsh pony or Quarter Horse breeding and conformation suitable for:
 - a. Western events
 - b. Hunter seat events
 - c. Variety of other events

B. Hunter Type Ponies

1. The Hunter type Pinto pony is a pony of predominantly Welsh pony, Connemara pony or Thoroughbred breeding suitable for:
 - a. Hunter Seat events
 - b. Western events
 - c. Variety of other events.

C. Pleasure Type Ponies

1. The Pleasure type Pinto pony is of predominantly Welsh pony, classic style Shetland pony or Arabian breeding suitable for:
 - a. Western Events
 - b. Hunter and Saddle Seat Events
 - c. Driving events
 - d. Variety of other events.

D. Saddle Type Ponies

1. The Saddle type Pinto pony is a pony of predominantly modern style Shetland pony, Hackney pony or American Saddlebred breeding, displaying high head carriage and animated, high action of these breeds and is suitable for:
 - a. Western Events
 - b. Saddle and Hunter Seat Events
 - c. Driving events
 - d. Variety of other events.

C24. Pony Registration Outcross Breeds

A. Ponies may be registered within the Pony Division in the Color or Breeding Stock Division.

1. The letter **Y** or **H** following the registration number indicates a registered pony.
 - a. The letter **H** is assigned to ponies of unknown breeding that are over 38 inches up to and including 56 inches (14.0 Hands) in size.
 - b. The letter **Y** indicates a pony with verified pony breeding in its pedigree and meeting pony height

requirements.

B. The following breeds are recognized by PtHA as outcrosses:

1. American Hackney Society (AHS)
2. American Shetland Pony Club (ASPC)
3. Connemara
4. Welsh Pony Society of America, Inc. (WPSA)
5. In addition to these registries, all recognized outcross breeds for horses and the American Quarter Pony are acceptable on an individual basis.

C25. Miniature

A. General

1. The PtHA Miniature Horse Division provides registration for Pintos 34" and under which meet all other general requirements for Pintos. The letter "M" shall follow the registration number of Pintos in this division.
2. The PtHA "B" Miniature Horse Division provides registration for Pinto miniature horses which exceed 34" up to and including 38". The suffix "M+" shall follow the registration number of Pintos in this division.

B. Procedures

1. All procedures and requirements for registration of Miniature horses are outlined on the Miniature Registration Application.

C. Measurement Certificate

1. The owner of every miniature horse in competition shall have a current PtHA or approved outcross measurement certificate available at all shows or be measured at each show. Those miniatures having current approved measurement certificate or permanent measurement certificates are not to be measured, except in the case of an official protest or if entered for competition in the Pinto World Championship Show, for which they must be measured by a qualified World Show official prior to showing. PtHA will recognize measurement certificates issued by approved miniature horse associations.
2. A permanent certificate may be issued based on three years of non-growth documented by PtHA records on Pintos 5 years of age & older.
3. Animals applying for registration in either Miniature Division are to be measured at the last hair of the mane.

C26. Miniature Registration Outcross Breeds

A. The following breeds are recognized by PtHA as outcrosses:

1. American Miniature Horse Association, Inc. (AMHA)
2. American Miniature Horse Registry (AMHR)
3. International Miniature Horse Registry (IMHR)

D. SHOWS: APPROVAL PROCEDURE AND REQUIREMENTS

D1. Application Process

- A. Organizations, clubs, or individuals wishing to sponsor shows which will be recognized by PtHA must obtain the approval of PtHA.
- B. An Application for Show Approval form shall be secured from PtHA, properly completed and submitted to the PtHA business office a minimum of one-hundred-twenty (120) days prior to the first date of any proposed show.
- C. All applications and plans for the show must conform to the complete PtHA Pinto Show Rules as set forth in this rule book. The correctness of the class list as submitted to PtHA is the responsibility of the Show Committee. PtHA is not responsible

- for any errors or omissions on such list.
- D. Priority for a show will be offered to a group that desires renewal of the show for the same time period year-to-year, assuming approvals are consistent with all applicable PtHA rules. To receive priority, the show application must be received by November 30.
 - E. Back-to-back shows (one complete show on Saturday and one complete show on Sunday) and multi-judge shows (two or more judges in the ring working independently) are each separate shows and must have separate applications.
 - F. The charter president or authorized representative must approve all show applications in his/her area before they are submitted to PtHA. Applications should not be signed unless the forms are complete and the premium list is enclosed. Sector Directors may sign as authorized representatives on show approvals for open shows with Pinto classes.
 - G. If the application is satisfactory, the PtHA business office will issue a statement of official approval. If the application is not satisfactory, the PtHA business office will so inform the organization or individual making application and give the reason(s) for disapproval.
 - H. PtHA reserves the right to limit the number of shows per calendar year sponsored by the same organization or management.
 - I. PtHA reserves the right to change, revise, subject, adjust, or update show approval and/or minimum requirements.
 - J. The show approval fees will be assessed based on show structure. See Fee Schedule
 - 1. Single Judge Open show, up to ten (10) classes.
 - 2. Single Judge Open show, eleven (11) to twenty (20) classes
 - 3. Single Judge PtHA show
 - 4. Multi-Judge Show, two (2) or more Judges
 - 5. Jubilee Show
 - 6. Futurity Show
 - 7. Speciality Show/Event
 - K. All show applications must be received by December 31 of the previous year at the current show approval fees. Any show application not submitted by December 31 will be double the original fee.
 - L. All PtHA-approved shows must have PtHA judge(s).
 - M. Four (4) ROM classes shall be required before a show can be PtHA approved.

D2. Approved Show Classes

- A. All classes included in this rule book are ROM pointed except where noted otherwise.
- B. Open performance classes may be divided on a show bill submitted to PtHA for approval by type of Pinto, and/or sex of Pinto, and/or age of Pinto for each performance class.
- C. See Section J for Halter class show bill specification approval.
- D. See Section U for Amateur for class show bill specification approval.
- E. See Section W for Youth for class show bill specification approval.

D3. Exhibitor Entry and Fee Uniformity

- A. All exhibitors and Pinto owners must be current PtHA members in good standing in order to show at a PtHA approved show.
- B. No PtHA-approved show may require that an exhibitor must enter or pay fees for a Pinto in a halter class in order for that Pinto to be eligible to compete in a performance class, nor may the

management require a Pinto to be entered in a performance class in order that it may be shown at halter. Such entries are made at the option of the exhibitor.

- C. At no time may a PtHA-approved show offer reduced entry fees to members of its charters or chapters. All fees will be uniform, whether to members or non-members of PtHA. Additionally, any requirements imposed upon exhibitors must be applied consistently and equally to all. Failure to adhere to the above can result in withholding of future show approvals.
- D. All shows approved for PtHA ROM points must be open to all PtHA members in good standing.

D4. Balancing Classes Offered

- A. Show Committees should attempt to offer a balanced premium. Example: If a junior horse class is offered, so should a senior class.
- B. No discrimination between ages, types, etc. should be made.

D5. Specific Classes Offered

- A. Shows may be held that are all Youth, Amateur, one division (example - Miniature), one type, etc.
- B. A Show Committee does not have to offer all divisions.

D6. Limitations

- A. At least four point-earning classes, excluding timed events, are required for a show to receive approval.
- B. No show conducted by a PtHA charter group whose dates conflict with the World Championship Pinto Show and General Membership Meeting/Convention will be approved.
- C. Approval for any show on the weekend after the World Championship Pinto Show will be at the discretion of the PtHA Office.
- D. All applications for shows with names containing the verbiage *Regional, National, World, or Congress* must be approved by the PtHA Executive Committee.

D7. Premium List

- A. All classes offered at approved shows must be conducted and judged in accordance with the specifications of the current PtHA Rule Book.
- B. The premium list of every approved show must contain the following:
 - 1. Name of the show secretary.
 - 2. Name of the officiating judge(s).
 - 3. Date, exact location, and starting time of the show.
 - 4. Entry fees and other fees.
 - 5. Disclaimer naming PtHA.
- C. Restrictions not clearly printed in the premium list may not be enforced at the time of the show.

D8. Classification Of Shows

- A. Shows are classified according to the actual number of entries in all Pinto classes. This includes qualifying halter (excluding Champion and Reserve Halter), Color, Amateur, Performance, and Youth events.
- B. Each group in a group class is counted as one entry.
 - 1. Class A — shows with 175 or more entries
 - 2. Class B — shows with 101 through 174 entries
 - 3. Class C — shows with 51 through 100 entries
 - 4. Class D — shows with 0 through 50 entries

E. SHOWS

E1. Single Judge and Multi-Judge Shows

- A. Multi-judge shows are separate single-judge shows conducted simultaneously in the same ring on one day. Completely sepa-

rate results forms must be filed for each show.

- B. Charters may be limited in the number of multi-judge shows or back-to-back multi-judge shows they may hold in a calendar year, if it is felt such action would be in the best interests of the Association.
- C. Exhibitors at multi-judge shows are entering and competing in multiple separate shows simultaneously, therefore shall be charged multiple PtHA office charges (one for each show), and show management shall provide multiple sets of awards (one for each show).
- D. Show management may not combine any qualifying, complimentary, or championship class from one of the shows or judges with another into one event resulting in one award. Each show and class list is to be a separate entity.
- E. One show representative may cover both shows, filing two separate reports, of a one-day multi-judge event, or there may be separate show representatives for each show.
- F. Timed events based on a point score, such as Jumper, shall be conducted once with both judges submitting separate score cards, or individual goes may be required. Such a decision shall rest with the show management.

E2. Jubilee Show

- A. Each charter is allowed to solely host one Jubilee show per calendar year and may also be a participating charter in one multi-charter hosts Jubilee show that has been approved by PtHA.
- B. Jubilee shows are three judge shows. A PtHA judge may not officiate at more than one Jubilee show annually, unless the show locations are separated by a minimum of 350 miles
- C. Only one Jubilee Show will be sanctioned per show date annually within 350 miles of each other. Jubilee shows cannot be combined with any other show(s).
- D. Point-Earning Classes

1. Exhibitors will receive regular PtHA ROM points for each Judge placing. All Classes will be awarded points using the regular PtHA ROM point system as explained on page ?? of the current PtHA Rule Book. Judges will place seven Pintos on his/her card, as entries permit.
2. Upon receipt of the completed show results at the PtHA Office, Exhibitors will receive one (1) extra set of points based on the 3-judge average. Any system may be used to tabulate and report the show results, however, the PtHA office will calculate the Average Card when PtHA receives the results. Average show results from a Jubilee Show will be posted on the PtHA Web Site for thirty (30) days.
3. PtHA ROM points will not be awarded in any class with less than three entries.
4. Exhibitors will receive PtHA ROM points for each individual Judge Grand & Reserve placing, as well as for the Average Card.
5. The average Grand and Reserve Halter champions will receive one extra set of Grand & Reserve points based on the 3-judge average. (The Average Grand & Reserve Champion Halter placings will be determined by averaging the Grand and Reserve Champion Halter placings from all three judge's cards).
6. In Grand and Reserve halter classes with four (4) or more entries in the Grand and Reserve callback class, the Grand Champion will receive four (4) points and the Reserve Champion will receive three (3) points. In Callback

Grand and Reserve halter classes, if there are fewer than 4 entries in the Grand/Reserve class, no ROM points will be awarded unless at least one of the qualifying Halter classes had a minimum of four entries, in which case the Grand Champion will receive four (4) points and the Reserve Champion will receive three (3) points. All Grand & Reserve ROM points will be calculated and awarded after the show results are received and verified by PTHA.

7. All average and individual Judge placings will count toward PTHA lifetime ROM award requirements.

E. Management

1. For shows that are sponsored by multiple charters, it is recommended that each charters name at least one representative to sit on a Jubilee Show Board to determine the specifics of said Jubilee Show. It is suggested that each charter contribute an equal share to a fund from which the start-up costs of the show are made available to the show management. Any show profits/losses would be split equally among the charters contributing to the fund or be used to continue the fund.

F. Scheduling And Approval

1. The hosting charter(s) must work with the PTHA office in reviewing judges being considered for a Jubilee show.
2. Applications for Jubilee Show dates should be submitted no later than December 1 of the year preceding the show.
3. Application is to be made by the sponsoring board or charter. Charters are not required to host a Jubilee show. If a Jubilee Show is scheduled by December 1 of the previous year, PTHA will approve no additional shows for those dates in the area or within 350 miles of that location.
4. Exceptions may be made in the case of state and national fairs or shows that have been approved prior to the receipt of the Jubilee Show application.

- G. PTHA may host a Jubilee show in any area where none is being offered or hosted.

H. Fee Structure

1. Contact the PTHA Office for Jubilee Show Fee Schedule.
2. Jubilee Show fees are assessed per Pinto and per entry and must be paid to the PTHA Office when the show results are submitted to PTHA, or within 15 days after completion of the show.

E3. Regional Show - Contact PTHA Office

E4. Congress Show - Contact PTHA Office

E5. National Show - Contact PTHA Office

E6. World Show

- A. PTHA will sanction one show each year to be the World Championship Pinto Show.
- B. The Board of Directors shall determine the requirements for and method of choosing a location for the show in a timely manner.
- C. The Board of Directors shall determine the show management requirements and responsibilities.
- D. There shall be a standard class list consisting of those regular point-earning halter and performance classes that display the Pinto horse, pony, miniature in various capacities. The premium list may include a very limited number of non-point-earning classes that promote the breed (e.g., Get of Sire).
- E. There shall be a Youth Activities division as well as an Amateur division, consisting of regular point-earning Western and English Youth and Amateur classes, respectively, with one or

more age groups.

- F. A single class of a performance event (e.g., Working Cow Horse) may receive World Championship status, or an event may be divided into preliminary qualifying classes followed by a World Championship Finals class for the event.
- G. Triple points will be awarded for the three-judge average in all classes judged by three judges. In addition, one set of points shall be awarded for each judge's placing. Ribbons or awards for individual judge placings may be given.
- H. World Shows may be held outside the U. S. as deemed appropriate by PtHA.
- I. The number of points awarded to the winner in any class at the World Show where there are three (3) or less entries shall be a single point (tripled), or, if the class is designated a World Championship Class, two (2) points (tripled) for being named World Champion and one (1) point (tripled) for being named Reserve World Champion. In Halter Championships with less than three (3) entries, the Champion will receive two (2) points tripled and the Reserve Champion will receive one (1) point tripled.
- J. At the World Championship Show, only the Stock type Halter class division will be divided into Tobiano and Overo.

E7. Pinto Special Events & Speciality Shows

Special Events and Shows approved by PtHA on a per show basis. Contact PtHA Office for more details.

E8. Futurity Shows

A. Show Application

- 1. Futurities require separate approval using a separate show application form and separate approval fees. (See Fee Schedule)
- 2. Futurity classes will be approved on an individual basis as a separate activity if held in conjunction with a show.
- 3. A copy of all futurity rules and regulations must be sent with the application.

B. General Rules and Regulations

- 1. Futurity classes (Halter or Performance) will NOT receive points.
- 2. Money won will be tracked for the Futurity High Money Earner Award given to the highest money earning Pinto for that year.
- 3. Entries in futurity classes are not included as part of the official number of entries in a show.
- 4. Rules
 - a. All PtHA rules apply.
 - b. No Futurity rules may be restrictive in nature. Futurities must be open to all eligible entries.
- 5. Judging
 - a. Futurities may be single or multi-judged.
- 6. Results Reporting
 - a. Show results must be reported separately.
 - b. Show results fees must be paid separately.

F. SHOW MANAGEMENT

F1. General Responsibilities

- A. The show manager shall be responsible for the proper organization and conduct of a PtHA-approved show.
- B. The show manager shall enforce all rules of the Association from the time entries are admitted to the show grounds until their departure. Each approved show shall have a copy of the

current Association Rule Book available for reference at all times during the show.

- C. The show manager shall appoint a show representative and supply him/her with the necessary forms.
- D. The show manager shall eliminate a contender who has made an entry of horse, pony, miniature, rider, handler, or driver that is ineligible.
- E. The show manager shall prevent manual poling with unauthorized poles, or the abuse of a horse, pony, miniature anywhere on the grounds.
- F. At the earliest possible moment, the show manager shall notify interested exhibitors if a class does not fill and is canceled or combined. Classes may be combined or cancelled if there are insufficient entries to earn ROM points. Once a Show Committee makes the decision to cancel, or combine a class, they may not change that class, even if late entries change the status.
 - 1. Classes shall be combined first by type, next by sex, and last by age.
- G. The show manager shall notify the Association of any retirement ceremony held at the show.
- H. The show manager shall report in writing to the Association within 60 days of the close of the show the name of any exhibitor whose fees are not negotiable.
- I. In the event that any person participating at a show shall commit an offense or violation as described in the rules, the management of the show may, at their discretion, disqualify such person and/or his/her entries from further participation in said show only. Any such offense shall be reported to the Association for whatever further action is deemed necessary.
- J. The show manager shall pay premiums and other indebtedness of the show. Failure to do so subjects the show to a penalty.
- K. It will be the duty of the secretary to clearly indicate all ties on show result reports so that points may be awarded properly, and to see that ties are handled in the following manner:
 - 1. A Pinto tied for other than first place in all jumper classes and shall remain tied, but riders may toss a coin for the ribbons. The ringmaster or show representative may conduct the toss.
 - 2. When points are awarded, each shall receive the number of points offered for the placement in which the tie occurs (i.e., if two Pintos are tied for fourth and fifth in a full class, each shall receive three points).

F2. Show Representative

A. General

- 1. There shall be a show representative at every PtHA-approved show or division.
- 2. The show representative shall be chosen by show management, and his/her name shall be posted and/or announced at the show.
- 3. A show representative must be a current adult member (19 years or older) in good standing with PtHA and not on suspension from any other organization.
- 4. A show representative may compete in any class at that show for which he/she is eligible.

B. Duties

- 1. To fill out the form(s) provided by show management and return them to the PtHA business office within fifteen (15) days of completion of the show(s).
- 2. To report to PtHA on the conduct and performance of the

judge(s), ring steward(s)), and show management, and any violations of the rules.

3. To report to PtHA conduct by an exhibitor or any other party on the show grounds which appears not to be in the best interest of the breed, an individual animal, or the Association, and any violations of the rules.
4. To report to the show management any misrepresentation or substitution of entry and report same to PtHA. To report to show management and PtHA any violation of PtHA rules he/she observes during the show(s).

F3. Ring Steward

- A. The ring steward must keep in mind that he/she has been selected to help the judge and not to advise him/her. He/she shall carefully refrain from discussing or conferring, or seeming to discuss or confer, with the judge about the animals or exhibitors. A ring steward shall not take part, or seem to take part, in any of the judging. When not actively engaged in his/her duties, the ring steward shall place himself/herself in such a position so as not to interfere with the judging.
- B. The ring steward has charge of the activity in the ring or arena. The judge may request that the ring steward move and place animals as he/she advises. The ring steward shall be familiar with normal horse show procedure, etiquette, and PtHA rules.
- C. The ring steward has the authority, upon request of the officiating judge, to ask an exhibitor to remove his/her Pinto for the safety of other exhibitors and spectators.
- D. The ring steward shall perform any other duties prescribed to him/her in these rules or any reasonable request from show management.
- E. A person may not serve as ring steward if he/she or any member of his/her family or any family owned horses have not yet finished showing at that show.

F4. Judges

A. General

1. Judges must be selected from the current approved list of the Pinto Horse Association. Upon request the PtHA business office will furnish a list of approved judges to organizations or persons sponsoring shows.
2. All judges are subject to the following conditions:
 - a. A judge must be a current member in good standing with PtHA to be eligible to judge a PtHA-approved show. All judges will be required to annually renew his/her PtHA membership and PtHA judge's card. There will be an annual judge's card renewal fee.
 - b. Any person suspended by PtHA for cause will be automatically removed from the list of approved judges, and must reapply for approval in the usual manner.
 - c. Designation as an approved Pinto Horse Association judge is a privilege only, not a right. This privilege may be bestowed by the Judge Committee of PtHA in accordance with the procedures set up by this committee. Among the qualifications sought are equine expertise, personal character, and interest in the Pinto breed. An individual's conduct as a member, exhibitor, and judge, as well as his/her ability, are subject to review by the Executive Committee.
 - d. Removal of an individual from the Association's

list of approved judges for any reason, including, but not limited to, suspension from membership, denial of Association privileges, or failure to comply with the Association rules, shall be with no provision for automatic reinstatement. Upon regaining eligibility for approved judging credentials, the individual may apply for reinstatement under the current procedures for admission of a new applicant.

- e. If a PtHA carded judge does not attend a PtHA sponsored seminar within a three year period, the card will not be renewed.
- f. Rule book tests may be required of judges as deemed appropriate by the judge's committee selectively or as a group at any time for any reason.

3. Judge Approval

Contact the PtHA concerning the approval process.

B. Regulations

1. A judge shall not be an exhibitor, show representative, or manager at any show at which he/she is officiating. When shows are held back to back, the judge may not participate in or observe the classes prior to the judging of the show at which he/she is officiating.
2. No Pinto that has been leased from or sold by a judge or his/her employer within six (6) months prior to the show may be shown before said judge.
3. Unless relationship is terminated within six (6) months prior to the show, a judge shall not adjudicate in a class in which any of his/her family members, clients, or Pintos are competing; in which his/her trainer or trainer's clients or his/her Pintos are competing; or in which clients of a member of his/her family are competing.
4. No individuals nor his/her Pintos may show before a judge with whom, within six (6) months prior to the show, he/she, or his/her parent, guardian, or instructor has had any financial transactions in connection with instruction or the sale, purchase, lease, board, or training of a horse, pony or miniature. (Stud fees and broodmare board excluded.)
5. In a multi-judge show, an exhibitor may show before a judge with whom he/she has an exhibitor/owner/judge conflict of interest, provided the exhibitor/owner advises the show office of that fact prior to entering the class, and the show office must advise the judge not to place that horse/ exhibitor on his/her card. However, that entry does count as a class entry.
6. A judge shall not discuss with an exhibitor the purchase, sale, or lease of any Pinto during a show at which he/she is officiating.
7. A judge shall not appear on the show grounds prior to thirty (30) minutes before judging is to commence. A judge shall not visit in the horse barns, nor with owners, nor inspect or discuss any Pinto entered in the show before the judging nor shall he/she review the judging program until after the judging has been completed.
8. A judge may not officiate at the same show or for the same sponsoring charter two (2) years in a row. No person may judge more than two (2) approved shows, in one (1) state in the United States or in one (1) province in Canada or in one (1) other country in one (1) calendar year. (Exclude

special Pinto events and state or county fair shows or single classes.)

9. Failure of a judge to attend a show to which he/she is committed or to perform his/her duties at the show shall constitute cause for disciplinary action except in case of extreme emergency.
10. Judges should be excused or excuse him/herself from the immediate area when presentations involving horses being shown are being made in the arena.
11. PtHA Judges and Ring Stewards are prohibited from smoking or chewing tobacco or using cellular phones, beepers or any electronic communication devices in the arena while a class is being judged at an approved show, except for communication devices used and approved by the show committee.
12. Judge shall not assist in the actual performance of the Pinto/exhibitor on the day of, prior to, or during the class.
13. Judge shall not observe with intent to judge the performance of any Pintos/riders/handlers during practice sessions or warm-up periods prior to the class.

C. Responsibilities

1. No judge shall determine the eligibility for registration of any entry in the ring and shall refrain from making comments regarding the same.
2. The decision of a judge constitutes solely his/her individual preference and not a verdict by the Association.
3. The judge shall have the authority to place each class entrant in the order in which he/she determines entrant places in comparison to other entrants in that class. In no case may a judge place an entrant lower than the actual number of entrants in that class.
4. A judge must order from the ring any unruly Pinto or one whose actions threaten to endanger other exhibitors or their entries. A judge may order from the ring any exhibitor for bad conduct.
5. The judge shall make an individual examination and check the action of all Pintos brought into a halter class, color classes excluded. This is essential regardless of whether or not the competition indicates that it is necessary. If unsoundness or lameness is evident, this is a cause to eliminate said Pinto.
6. Once the gate is closed, class has been run, judges cards signed and turned in, the class is considered complete.
7. The judges will complete an entry tally card verifying the number of entries per class. This includes qualifying halter, color, Amateur, performance, and Youth events. Each group in a group class is counted as one entry.
8. Judges at all PtHA ROM-approved shows must select at random one (1) English performance class and one (1) Western performance class in which the bit of each horse in that class will be dropped for inspection in the lineup before awards are presented. Riders must be dismounted prior to bit inspection. One handler is allowed in the ring and it is permissible to put a halter on the animal for safety reasons. When the chosen class is in the ring and the gate is closed, the judges should have it announced that bits will be inspected in that class and handlers with halters should be available at the gate, to enter the ring if necessary.

9. A PtHA judge may not officiate at multiple Jubilee shows in the same year, unless areas are separated by a minimum of 500 miles.

F5. Ribbons

- A. If an approved show offers ribbons, they must be offered through six placings in all classes. At the option of the Show Committee, ribbons and/or awards may be given on average placings in multi-judge shows, but it must be published on the show bill.
- B. An approved show located outside the United States may conform to the practice of the country in which it is situated with respect to the color of the ribbons used. At approved shows in the United States the ribbons shall be the following colors:
 1. Champion — Blue, Red and Yellow, or Purple
 2. Reserve Champion — Red, Yellow and White
 3. First Place — Blue
 4. Second Place — Red
 5. Third Place — Yellow
 6. Fourth Place — White
 7. Fifth Place — Pink
 8. Sixth Place — Green
- C. World Show will award additional ribbons in Youth and Amateur classes:
 1. Seventh Place – Purple
 2. Eighth Place – Brown
 3. Ninth Place – Dark Gray
 4. Tenth Place – Aqua

F6. Show Results

- A. The results of any approved show must be completed in its entirety on official forms furnished by the Association. The following must be included in the show results packet submitted to PtHA.
 1. Cover Sheet
 2. Entry Forms (original or legible copy)
 3. A results list showing the first seven horses/ponies/minia-tures placed, unless fewer than that number competed, from each class and each judge.
 4. Master List. This is a complete listing of all Pintos and back numbers that entered the show, whether or not the Pinto placed in the class. This Master List can be a paper copy or an electronic copy.
 5. **ORIGINAL** Judge's cards. (Absolutely NO copies)
 6. Class List
 7. Judge Evaluation Form(s).
- B. Results must be filed with the PtHA business office within thirty (30) days after completion of the show. Results must be accompanied by the correct office charge. Any show not submitting show results within thirty (30) days of the last scheduled show date will be assessed a penalty of \$50 per judge. If results are not postmarked within forty-five (45) days, penalty increases to \$200 per judge. Show results and office charge must be submitted to PtHA with the penalty monies. Future show approval is contingent on payment of fees and/or fines/penalties.
- C. Results must indicate all disqualifications, no time, or off-course, etc.
- D. Results must indicate halter Champion and Reserve Champion awards.
- E. Failure to report complete results within the time limit may result

in future approval being denied, censure, or fine by PtHA. Shows which are more than thirty (30) days delinquent in filing results will be published in *The Pinto Horse*.

F7. Retirement Ceremony

- A. In the event that a retirement ceremony shall be allowed at the request of the owner of a Pinto, said Pinto shall not be permitted to compete at the show.
- B. Any Pinto thus officially retired at an approved show shall be barred for life from further competition at approved shows except by special permission of the Executive Committee.
- C. Any ceremony announcing an exhibitor's retirement from competition is prohibited.
- D. Pintos may not have a retirement ceremony from individual classes or divisions or competition.
- E. Ceremonies at a show will be solely at the discretion of the show management.

G. SHOW OPERATION

G1. General Show Procedures

- A. Exhibitors Membership Requirement
 - 1. All owner(s) of a Pinto must be a current member(s) of PtHA, as listed on the Pinto's current PtHA Registration Certificate, including but not limited to: spouses, and partners.
 - 2. Exhibitor(s) must have an individual membership in PtHA in order to show and for PtHA to tabulate the Pinto's show points in the following divisions.
 - a. Open
 - b. Youth, Novice Youth, Youth Walk-Trot
 - c. Amateur, Novice Amateur, Select Amateur
 - 3. Membership makes Exhibitors eligible for any and all awards and/or titles.
- B. Age
 - 1. Individuals — For horse show purposes the age of an individual on January 1 shall be maintained throughout the entire year. Persons born on January 1 shall assume the greater age of that date.
 - 2. Horses, Ponies and Miniatures— For horse show purposes any Pinto shall be considered to be one (1) year old on the first day of January following the actual date of foaling and gain a year in age each consecutive January 1.
 - 3. No Horse, Pony or Miniature shall be exhibited in a performance class prior to January 1 of its two (2) year old year with the exception of Yearling Longe Line, Showmanship or Trail-In-Hand Classes.
- C. Riders Exhibiting More Than One Entry Per Class
 - 1. An exhibitor may show more than one (1) eligible Pinto in individual work performance classes per class specifications.
 - 2. The same Pinto may not be shown by more than one (1) exhibitor nor more than one (1) time in a class, including individual working classes.
- D. Large Class Preliminary and Finals
 - 1. When, due to number of entries, a class must be divided, two (2) or more preliminary sections will be worked, with the top contestants from each preliminary section returning for the final adjudication. No placings, ribbons, or points will be awarded in the preliminary sections. Placings, ribbons, and points will be awarded in the finals only.

2. A Pinto must be exhibited in the finals by the same exhibitor who showed it in the preliminary section. This does not apply to the Supreme Champion Color class at the World Championship Show.

G2. Reasonable Accommodation for Challenged Exhibitors

A. Pinto Horse Association of America, Inc. (PtHA) respects all members of the Organization and encourages their participation in PtHA activities. A PtHA member whose participation in a sanctioned activity is prevented or impaired by a physical or mental disability may petition for a reasonable accommodation based upon the nature of the disability. If the event is competitive, the accommodation must not provide an unfair advantage for the petitioner over other participants in the activity being addressed. The safety of the individual, as well as the other participants is of the most utmost concern when a request of accommodation is reviewed.

B. Petition Process

1. The individual or his/her legal guardian must submit requests for a accommodation, in writing, via "Application for Reasonable Accommodation Certificate" to the PtHA office. It must include:
 - a. Identification of the activity for which the accommodation is sought.
 - b. Reasons that the accommodation is needed.
 - c. Validation (diagnosis) of the disability by the individual's health care provider.
 - d. A statement describing the accommodation being sought.
2. A filing fee must accompany the application. See Fee Schedule.
3. A 120-day rush fee may also be sent for rush Applications. Contact PtHA Office for fees.
4. A member who wishes to make changes to his/her Reasonable Accommodation Certificate must notify PtHA in writing.
5. The Certificate is revocable at any time for cause.

C. Application Review Process

1. The individual's participation records from other equine associations may be examined as part of the review process.
2. Requests for accommodation are considered by the appropriate PtHA committee and submitted to legal council for review before a final decision is made.

D. Application and Certificate Schedule

1. Applications for a Reasonable Accommodation Certificate must be submitted no later than August 31st to be approved for the following show/calendar year.
2. The Certificate will be issued annually and will remain in effect from January 1 through December 31 of the year following submission of the application.
3. Applications must be filed annually.

E. Approval of Application for Accommodation

1. A Certificate will be issued. A copy of this Certificate must be included with the member's entries and a copy given to the judge(s) of each PtHA sanctioned event which said member is participating.
2. The Reasonable Accommodation Certificate must list all compensatory aids and adaptive equipment allowed the member while competing.

3. Compensatory aids or special equipment not specifically listed on the Certificate will not be allowed.

F. Denial of Application for Reasonable Accommodation

1. Any member whose Reasonable Accommodation Certificate has been denied by PtHA may request a hearing.
2. Request must be in writing and mailed to the PtHA office.
 - a. To the Attention of the Executive Vice President
 - b. Mailed within fifteen (15) days from the receipt of the decision to deny the application for reasonable accommodation.
 - c. A fee of \$100 must accompany the request for a hearing.

G. Definitions Specific to this application and certificate

1. **"Diagnosed permanent physical disability"**: Members must submit a completed medical profile from his/her physician with diagnosis attesting to the members disability, physical and mental limitations and any compensatory aids or adaptive equipment required by said member.
2. **"Compensatory Aid"**: A piece of equipment used to aid in the required performance of the competition. Examples could be the use of whips as replacement for leg aids or the use of headsets for sight impaired riders.
3. **"Adaptive Equipment"**: Equipment that is adapted, may not normally be allowed by PtHA rules, to aid the member in performing the requirements of the competition.

G3. Entries

A. Eligibility

1. Only PtHA registered Horses, Ponies and Miniatures may enter and compete in PtHA approved shows and classes. The exhibitor must be able to prove that the Horse, Pony or Miniature is properly registered with the PtHA by:
 - a. Showing original Registration Certificate;
 - b. Providing photo copy of both sides of the original Registration Certificate; or
 - c. Official Conditional Registration Certificate or copy thereof; and
 - d. The Show Committee must request such proof of registration upon entering the classes.
2. No entry listing a Pinto as "unnamed" or "pending" may be accepted by a Show Committee.
3. Every entry must be entered under its full registered Pinto name and registration number as shown on the official Registration Certificate.
4. A fine per animal shall be assessed by the PtHA business office against any Show Committee/Charter allowing Pintos to enter without proper original Registration Certificates, complete photo copies of Registration Certificates, Official PtHA Conditional Registration Certificate or copy thereof.
5. A fine per animal shall be assessed by the PtHA business office against any owner or exhibitor allowing Pintos to enter without proper original Registration Certificates, complete photo copies of Registration Certificates, official PtHA Conditional Registration Certificate or copy thereof.
6. Any Pinto that is unregistered or for which proof of registration has not been furnished will be eliminated from the show results, and class placings will be moved by the PtHA Performance Department to reflect the elimination.
7. PtHA reserves the right to disqualify "unnamed" or "pend-

ing” entries from a class.

B. Responsibility

1. An Exhibitor is responsible for his/her own errors and those of his/her agents in the preparation of entry blanks.
2. Misrepresentation of a Pinto's name, type, registered number, or other information, or substitutions of a Horse, Pony or Miniature in the show ring other than the one named in the entry blank for the class in question shall result in the exhibitor's forfeiture of any ribbon, trophy, cash prize, or other award won by such misrepresented or substituted Pinto, and shall render the exhibitor liable for further penalty.
3. Horses, Ponies and Miniatures must be entered under its complete PtHA registered name and number and under the name of the owner as shown on the Registration Certificate and the records of the Association or lessee of record.
4. Every entry at an approved show shall constitute an agreement that the person making it, and all persons connected with the Pinto, and the Horse, Pony or Miniature entered shall be subject to the Constitution and the Rules of the Association and the local rules of the show.
5. Pinto owners of record who exhibit at PtHA-approved shows must be PtHA members or purchase a membership.

C. Cancellation And Withdrawal Of Entries

1. An approved show may adopt its own policy covering the refunding of fees to an exhibitor who cancels his/her entries prior to, or after the show's beginning.
2. If an exhibitor voluntarily removes a Pinto from the ring without the permission of the judge, the exhibitor and all Pintos of the exhibitor shall be disqualified from all future classes at that show by the Show Committee and shall forfeit all prizes and entry fees for the entire show.

D. Official Entries (Shown & Judged)

1. To be counted as an official entry in a class, a Horse, Pony, or Miniature must be in the arena when the gate is closed and must remain in the ring up to the point of the judge excusing it (this is also known as “shown and judged”). An entry may be disqualified by the judge on the basis of going off pattern or course, receiving “no time” in timed competitions, receiving “no score” in roping competitions, or knocking down or refusing obstacles where such action constitutes disqualification. These entries count as official entries.

G4. PtHA Office Charge

- A. Every approved show must collect from the entrants, or pay from the proceeds of the show, a per head per judge (show) fee. On back-to-back and multi-judge shows there will be two (2) fees because they are two separate shows. If multi-judge, back-to-back shows are held, a fee from each of the shows will be collected. Futurity shows require separate fees.
- B. This fee must be forwarded to the PtHA business office with the show results.
- C. No show results will be tabulated until this fee is paid in full.

G5. General and Exhibitor Conduct

- A. Any person acting, inciting or permitting others to act in a manner contrary to the rules of the Association, or in a manner deemed unsportsmanlike, improper, unethical, dishonest, in-

temperate, or prejudicial to the best interests of the Association, shall be reported to the Association and subject to disciplinary procedures.

- B. An exhibitor may make a request through the ringmaster or other show official to speak with a judge concerning his/her opinion or decision. Such discussion should take place in the presence of the ringmaster or other show official; however, there shall be no fraternization between an exhibitor and a judge during the show.

G6. Stallions

- A. Persons eighteen (18) years of age and under are prohibited from showing colts or stallions in any class.
- B. For showing purposes the Association considers a colt an unaltered male under the age of four (4) years. An altered male is a gelding, regardless of age.

G7. Combination Of Types And Seats

- A. All classes are open to all types of Pintos, with restrictions only to the type of equipment being used in a given class.
- B. "Type" refers to the conformation type of the Pinto, and "seat" refers to the equipment used on the Pinto. To help alleviate confusion for both show management and exhibitors regarding the differences between type and seat in the classes, the following examples are given for reference regarding type of equipment required for specified "seat":

<u>Class Name</u>	<u>Equipment Type</u>
Park Horse	Saddle Seat
3-Gaited or 5-Gaited	Saddle Seat
3-Gaited/Park Horse	Saddle Seat
Hunter Under Saddle	Hunter Seat
English Pleasure	Hunter/Saddle Seat
English Pleasure, Hunter Seat	Hunter Seat
English Pleasure, Saddle Seat	Saddle Seat
Western Pleasure	Stock Seat

- C. There shall be no discrimination regarding style of riding of any type of horse or pony exhibited in any combined class.

G8. Exhibitor Appearance

A. Attire

1. It is the tradition of the show ring that riders, drivers, and handlers be correctly attired for the class in question, that attendants be neatly dressed, and Horses, Ponies or Miniatures properly presented. Exhibitors in all classes where jumping is required must wear protective headgear except in Trail classes. Recognized attire for each division is required. Protective headgear is recommended in all classes where possible.
2. A Show Committee, may at its discretion, bar an entry or person from entering the ring if not suitably presented or attired to appear before an audience and must bar riders without protective headgear from classes in which it is required. A judge, at his/her discretion, may penalize an entry whose rider, driver, or handler is not correctly attired for the class in question; however, any exhibitor may wear protective head gear (ASTM/ SEI) in any division or class without penalty from the judge.

B. Numbers

1. Exhibitors shall display a visible number or numbers in all classes. If two numbers are used in a riding class,

one shall be on each side of the saddle. Numbers may be displayed on the cart in a driving class as long as the number is visible from the center of the ring, regardless of which way the cart is going. Any exhibitor not displaying a number or displaying a wrong number will be disqualified.

G9. Shoeing Regulations

A. General

1. Horses and Ponies may be shown barefoot or shod in all events. Miniatures are to be shown unshod.
2. The owner or lessee is responsible for any violations of the shoeing and hoof length regulations, and is subject to penalty in the case of any violation.
3. A Horse or Pony must conform to its conformation type for hoof and shoeing regulations in all classes. Non-conforming entries must be eliminated.
4. Hoof length may be questioned by filing of an official protest pursuant to the provisions of Rule G13. If a protest is filed, the Pinto in question must be measured by a member of show management and the show representative. The results of the measurement will be made available to the Show Committee. If the Pinto is in violation of the rules it shall be disqualified from the balance of the show with all entry fees and awards forfeited.

B. Stock Type

1. Horses — The use of shoes other than standard horse shoes is to be discouraged and may be penalized by the judge. Use of wedge pad is permitted. Toe length not to exceed 4-1/2 inches including shoe and pad; weight of shoe not to exceed 12 ounces.
2. Ponies— Same as Horses except toe length may not exceed 4 inches and weight may not exceed 10 ounces.

C. Hunter Type

1. Horses — same as Stock Type.
2. Ponies — same as Stock Type.

D. Pleasure Type

1. Pleasure type Horses may be shod with a 14 oz. shoe of any type or configuration, except a connecting bar extending below the shoe to both heels. One single pad formed of a continuous material, either synthetic or leather, that lies flat against both the sole of the foot and shoe (may be thicker at the heel) with no baffles, waffles, rims or projections which may cause sores is permitted. The use of oakum and pine tar, silicone or foam rubber as a packing between hoof and pad for stability is acceptable. The addition of any other foreign object or material is strictly forbidden. The maximum overall hoof length, including the shoe and pad shall be 5".
2. Ponies — Same as Pleasure type Horses.

E. Saddle Type

1. Horses - There shall be no limitations on the length of the toe, weight of shoe, number of pads or use of lead or weight. Bands or other devices on the hoof are options.
2. Ponies — Same as Saddle type Horses.

G10. Breakage Of Equipment

- A. In all Western classes, equipment failure or casting of a shoe is an elimination unless entry can continue without interruption. In English classes, except in Hunter and Jumper classes in which specific rules prevail, an exhibitor is entitled to request suspension of judging for a period not to exceed seven minutes

in aggregate (but no more than two times in a class) in order to repair broken equipment, replace a shoe or rectify a similar accident.

- B. The exhibitor must go to the center of the ring for any such emergency, which will constitute a request for time out. Time shall be taken from the moment the exhibitor goes to the center of the ring except in the event of an animal casting a shoe, when time shall not start until the farrier enters the ring or seven minutes has passed. In addition, a maximum of three minutes will be allowed if there is difficulty in finding a lost shoe. It remains the responsibility of the exhibitor to obtain a farrier or qualified person to make necessary repairs. If, at the expiration of the seven minutes the repair has not been made, the contestant may proceed as is without penalty or be disqualified. The ringmaster or judge shall be responsible for timing.
- C. If a rider or driver is not involved in a time-out he/she may make minor adjustments that can be performed with the assistance of one attendant and not be charged with a time-out.

G11. Falls

- A. A rider is considered to have fallen when he/she/ has separated from his/her mount, which has not fallen, in such a way as to necessitate remounting or vaulting into the saddle.
- B. A Horse, Pony or Miniature is considered to have fallen when the shoulder and haunch on the same side have touched the ground, or an obstacle and the ground.
- C. The fall of Horse/Pony/Miniature and/or rider/handler shall disqualify the entry, unless otherwise noted in rules.

G12. Cruelty

- A. No person on show grounds, including but not limited to, barns, stalls, parking area and show arena, may treat a horse in an inhumane manner. The standard by which conduct or inhumane treatment will be measured is that which a reasonable person, informed and experienced in generally accepted equine training and exhibition procedures, would determine to be cruel, abusive and inhumane.
- B. Upon discovery by a show official of inhumane treatment, show management shall immediately report the matter to the Association.

G13. Protests And Controversies - (Show-Related)

- A. Any exhibitor or owner making a protest must be a current member in good standing of PtHA.
- B. Any exhibitor or owner making a protest shall lodge such protest with the Show Chairman in writing and signed by the protester within twelve (12) hours of the time of the cause of the protest.
- C. The protest must state all alleged rule violations.
- D. The protester shall be available to support the protest by personal testimony at the hearing.
- E. The protest must be accompanied by a protest fee in cash, money order, or certified check. If the protest is upheld, the fee will be refunded. The protest fee is \$250.00.
- F. The Show Committee shall schedule and hold a hearing within twelve (12) hours of receipt of the complaint or completion of the investigation.
- G. Decisions of the Show Committee shall be dated and in writing and may be appealed to the PtHA Executive Committee provided that notice of the appeal is received in the PtHA office within thirty (30) days from the date of decision of the Show Committee.
- H. The appeal must state specifically all alleged rule violations on

which the appeal is based.

- I. The PtHA Executive Committee will schedule a hearing to consider the appeal pursuant to the hearing procedures outlined in Rule B10. The decision of the Executive Committee is final and binding on all parties.

G14. Schooling

- A. Schooling over any obstacles in the ring or over any part of an outside course at an approved show may be permitted only at a time specified by the Show Committee. All other schooling over obstacles shall be permitted only within clearly identified areas.
- B. If an approved show chooses to allow manual poling of hunters and jumpers and the relevant state laws do not prohibit such a practice, it may be done in designated schooling areas only. Single poles of bamboo only (not rattan or any other material) must be used. They may be taped to prevent splitting, but must not be over two (2) inches at the large end and must not be inhumane. Exhibitors must furnish their own poles, and no other object may be manually employed.
- C. Any violations shall be recorded in the Show Representative's Report, and if cruelty or abusive behavior is evident it shall be reviewed by the Executive Committee for such action as may be deemed appropriate to the particular circumstances.

G15. Drugs And Medications

A. General

1. The rules hereafter are intended to insure the inherent conformation or performance of a Pinto throughout the competition and to assure that the performance is not altered either deliberately or unintentionally by the influence of drugs and medication.

B. Prohibited Substances

1. A Pinto shall not be shown in any class at a show recognized by the PtHA if the Pinto has been administered, in any manner, any prohibited substance. A prohibited substance is defined as any stimulant, depressant, tranquilizer or local anesthetic which may affect the performance of an animal (stimulants and depressants are defined as medications which stimulate or depress the circulatory, respiratory, central or peripheral nervous system). Also prohibited are any drugs, regardless of how harmless or innocuous they might be, which may interfere with the detection of the aforementioned drugs.
2. The full use of modern therapeutic measures for improvement and protection of the health of the horse, including the non-steroidal anti-inflammatory drugs is permitted, unless the drug given also may stimulate or depress the circulatory, respiratory, or central or peripheral nervous systems.
3. The use of medicinal preparations and tonics of any kind in which the ingredients and quantitative analysis are not specifically known, is also cautioned against, as the use of such may result in a positive analysis of the specimen taken from the horse.
4. All owners, trainers and exhibitors are accountable for condition of any horse which is entered, or allow to be entered, in any PtHA sponsored or approved event. Such persons are hereafter referred to as "responsible parties". By voluntarily entering a Pinto in any PtHA approved or sponsored event, the responsible parties are presumed to know all rules and regulations of the Association, including

penalty provisions. Based on his/her accountability for his/her Pinto's condition, all responsible parties are subject to disciplinary action any time a prohibited substance is detected at a PTHA approved or sponsored event, regardless of the reason the prohibited substance was administered, and whether or not the responsible parties had actual knowledge of the administration or presence of the prohibited substance.

5. In addition to the "responsible parties" as that term is used in this rule, any person who administers, aids in the administration, causes to be administered, allows to be administered, or conspires in the administration of any prohibited substance shall be subject to disciplinary action. Such persons are hereafter referred to as "involved parties".
6. It shall be presumed that the sample of urine, saliva, blood or other substance tested by the approved laboratory to which it was sent is the one taken from the Pinto in question; that its integrity has been preserved; and that all the procedures of the collection and preservation, transfer to the laboratory, analysis of the sample and the report received from the laboratory pertaining to the horse in question are presumed to be accurate and correct reflections of the condition of the horse during the show in which the horse was entered. The burden shall be on the responsible or involved parties to rebut the aforesaid presumption in a hearing conducted by the Association Executive Committee or appointed committee.
7. A request by a PTHA representative or its designee to take a specimen of urine, saliva, blood or other substance for testing shall not be refused by any person. Refusal to comply with such a request shall constitute grounds for immediate disqualification of the horse from further participation at the show, and all other shows for a period as determined by the PTHA Executive Committee or its appointed appropriate Committee, and may constitute grounds for disciplinary action against the responsible parties.
8. Cooperation with the Veterinarian and/or his/her agents and/or Association Representative shall include, but not be limited to:
 - a. taking the Pinto immediately to the location selected by the appointed Veterinarian and/or his/her agents for testing, and presenting the Pinto for testing and submitting the Registration Certificate or a photocopy for the Veterinarian's report;
 - b. assisting the Veterinarian and/or his/her agents in procuring the sample promptly, including, but not limited to, removing equipment from the Pinto, leaving it quietly in the stall and avoiding distractions to it. Schooling, lengthy cooling out, bandaging and other delays of this type may be construed as non-cooperation;
 - c. polite attitude and actions toward the Veterinarian and/or his/her agents and/or Association Representative; and
 - d. failure to cooperate shall be considered a refusal.
9. Pintos in competition at recognized shows are subject to examination by a licensed Veterinarian or an Association

Representative who must be approved by the PtHA. The examination may include positive identification, physical, saliva, urine, blood test or other tests or procedures at the discretion of said licensed Veterinarian necessary to effectuate the purposes of this rule. Said Veterinarian may examine any or all Pintos in the class(es) in a show, or any Pinto entered in any class, whether in competition or not, or any Pinto scratched or withdrawn (or which simply fails to appear for competition) by any other exhibitor within twenty-four (24) hours prior to the class for which it has been entered.

10. A Pinto that has received medication that contains a prohibited substance may be shown if the following requirements have been met and the information requested is furnished in writing to the Show management, as provided below: (Medication Declaration Form)
 - a. The medication must be therapeutic and necessary for treatment of an illness or injury. (Administration of a prohibited substance for the purpose of shipping, clipping, etc., is not considered therapeutic.)
 - b. The Pinto must be withdrawn from competition for a period of not less than twenty-four (24) hours after the medication is administered, provided the medication is in violation of Drug and Medication Rule;
 - c. The name of the person administering the drug and, if a prescribed drug, the name of the Veterinarian prescribing the drug;
 - d. Identification of medication — the amount, strength and mode of administration;
 - e. Date and time of administration;
 - f. Identification of Pinto — its name, age, sex, color and entry number;
 - g. Diagnosis and reason for administration;
 - h. Statement signed by person administering the medication;
 - i. Statement filed with the PtHA Show Management as early as possible and the time of receipt recorded by the Show Management or its appointed Representative;
 - j. Time of receipt must be immediately recorded upon Show Office opening or 24 hours prior to the Pinto being shown. In either event, a medication report must be filed with the Show Office before the Pinto enters the ring. Violation may be grounds for disciplinary action.
11. If the chemical analysis of the sample taken from the Pinto so treated indicated the presence of a prohibited drug or medication, this shall be prima facie evidence that such has been administered to the horse either internally or externally. However, if the provisions of the drug rule have been complied with, the medication contained in the medication report and any other relevant evidence shall be considered by the Association in determining whether disciplinary action shall be taken against any or all responsible person(s) charged.
12. Failure to follow all the provisions of the drug rule shall be construed as violation of this rule and may be grounds for disciplinary action. Such violations must be reported by the show management to the PtHA.

13. Penalties - Should the chemical analysis on a positive report be received from the laboratory identifying a prohibited substance, or any metabolite or derivative thereof, a hearing shall be provided by the PtHA Executive Committee or its appointed committee. Any responsible or involved parties and/or horses may be subject to any and all, but not limited to, the following penalties:

- a. Barred from competition;
- b. Forfeit awards, moneys, points or placings, thereby moving up horses placing behind the disqualified horse and possible redistribution of awards, moneys, points or placings;
- c. Requested to deliver the Pinto's Registration Certificate to be held by the Association for a specified period of time. Although ownership of such Pinto may, thereafter, be transferred to another party, the transfer of ownership will not dissolve or shorten the terms of suspension;
- d. Penalties or fines;
- e. Suspension.

14. Federal, State Or Local laws prevail as applicable.

C. Veterinarian

- 1. Any licensed Veterinarian may officiate in the capacity of Horse Show Veterinarian.
- 2. Health requirements should be outlined in the catalogs, premium books and on the entry blanks and enforced by the Show Management and Veterinarian at facilities where required.

G16. Surgical Alteration

- A. Any surgical or inhumane procedure which could affect a Pinto's performance or alter its natural conformation or appearance is prohibited, except for the sole purpose of protecting the animal.
- B. Upon discovery of administration of prohibited surgical procedures, Show Management shall disqualify the horse and report the matter to the Association.
- C. A judge may, at his/her discretion, penalize a Pinto for a seemingly "dead" tail that merely dangles between the legs and does not show normal response.

G17. Point System

A uniform point system shall be maintained by PtHA with regard to all Pintos competing for all PtHA awards.

A. Point Scale

- 1. Points will be awarded only to qualifying Pintos entered in approved ROM classes and events, except where specifically noted in the rules of the class, on the following basis:

Number of official entries	1 st	2 nd	3 rd	4 th	5 th	6 th
8 or more	6	5	4	3	2	1
7	5	4	3	2	1	-
6	4	3	2	1	-	-
5	3	2	1	-	-	-
4	2	1	-	-	-	-
3	1	-	-	-	-	-
2 or fewer	-	-	-	-	-	-

- 2. No class with fewer than three entries shall receive PtHA ROM points. All classes, regardless of number of entries, will be judged.

3. The Champion at Halter of each sex and type division will be awarded four (4) points if there are at least three (3) Pintos in the qualifying Halter classes in the same sex, age group or conformation type, or if there are at least three (3) entrants competing for Champion and Reserve Champion.
4. The Reserve Champion at Halter of each sex and type division will be awarded three (3) points if there are at least three (3) Pintos in the qualifying Halter classes in the same sex, age group or conformation type, or if there are at least three (3) entrants competing for Champion and Reserve Champion.

B. Point-Earning Events

1. Performance classes titled Championship or Stake receive regular points.
2. Trail classes for Pintos shown under English equipment (Hunter and Saddle Seat) and Trail classes open to both Western and English equipment may receive ROM points. Points may be withheld from English or mixed seat Trail classes which restrict exhibitors to either Hunter Seat or Saddle Seat equipment unless both classes are offered.
3. Points will be withheld from English Disciplined Rail classes which restrict exhibitors to either Hunter Seat or Saddle Seat equipment.
4. All shows approved for PtHA ROM points must be open to all PtHA members in good standing.

C. Non Point-Earning Events

The following classes, divisions, sections, and/or conditions do not receive points toward any PtHA award program:

1. Maiden, Novice, Limited, or any class whose requirements contain restrictions in regard to previous wins of the Pinto or the exhibitor will not receive points in any division except YA and AM Novice.
2. Classes that are considered combined events (except Eventing and Combined Driving) such as "Ride and Drive" or "Trail and Jumping".
3. Any class where the specifications or any part thereof as set out in the PtHA Rule Book are changed or altered by the local Show Committee or the judge will not receive points.
4. Classes restricted to ladies or gentlemen for showing, riding, or driving do not receive points in any division except Side Saddle.
5. Youth or Amateur owner classes that do not conform to the rules of their respective divisions will not receive points.
6. Mixed seat Western and English classes do not receive points or recognition in any division except Trail and Amateur Novice classes.
7. Costume, Youth or Amateur Color classes, YA Leadline, and YA Walk/Trot do not receive points.

D. Championship, Legion Of Merit, Supreme Champion, Superior

1. All PtHA Championship, Legion of Merit, and Supreme Champion Awards will be separated into individual divisions (Horse, Pony, Miniature, Amateur and Youth), and a notation made to PtHA ROM records showing the standings in each division.

H. REGISTER OF MERIT (ROM) AWARDS PROGRAM, HORSE, PONY, MINIATURE

H1. General Regulations and Requirements

A. Pinto Name On Certificates

1. A Pinto must be shown at all times under its full registered name and number as shown on its Registration Certificate.
2. The first name choice as shown on the Conditional Registration Certificate issued by a Sector Director or Field Representative shall be used until a permanent Registration Certificate is issued.
3. At no time may a Pinto be shown as "Pending" or "Unnamed".
4. PtHA is not responsible for any loss of points due to a Pinto being shown under any other name or registration number.

B. Accumulation of Points

1. Points are accumulated from the time a Pinto begins to be shown, regardless of the Pinto's age.
2. All points earned remain so credited if a Pinto changes conformation type designation, size designation, reclassification, or is gelded.
3. All Open points earned, even on a lease, remain with the Pinto.
4. A lessee will accumulate all points toward year end awards - local, regional or national – on a leased Pinto for Open events.
5. Recorded owner may not accumulate Open points on a leased Pinto unless named as co-lessee on Lease Notification form for the duration of the lease.
6. The PtHA Points Department can provide research for any points or show inquiries not readily available on the current PtHA computer system. Such research is charged at a minimum rate of two (2) hours. See Current Fee Schedule. Fee must be pre-paid, and will be refunded if it is determined PtHA was responsible for any errors.

C. Ownership

1. Current owner(s) as shown in the PtHA records and on the Registration Certificate, or the lessee, if applicable, of a Pinto must be a member in good standing of PtHA for the Pinto to receive any awards.
2. All parties in a joint ownership must be members with a Corporate membership.

D. Halter Requirements

1. Halter Championship requirements must be met from point-earning classes.

E. Award Certificate

1. At such time as any Pinto, AM unit, or YA unit qualifies for any ROM program certificate/award, the owner or AM unit or YA unit as shown in PtHA records will be issued said certificate/award, providing he/she is a current PtHA member.
2. The Registration Certificate of any Pinto shall be revoked by the Association if the owner thereof fraudulently advertises, claims, or holds forth that said Pinto is entitled to any PtHA title prior to that title being officially awarded by PtHA.
3. Duplicate Certificates are available for purchase. Contact PtHA Office.

4. Replacement Certificates are available to the original award recipient with no charge.

H2. Amateur and Youth Register Of Merit (ROM) and Champion

A. General Regulations and Requirements

1. All AM horse/rider combinations shall be referred to as “units” and must earn points in PtHA ROM-approved Amateur classes.
2. All YA horse/rider combinations shall be referred to as “units” and must earn points in PtHA ROM-approved Youth activity classes.
3. A competitive unit shall consist of either one Youth and one PtHA-registered Pinto or one Amateur and one PtHA-registered Pinto. Points and awards shall be credited to and earned by the unit.
4. All Youth or Amateurs must be listed, with birth dates, on PtHA Membership Application to be eligible for PtHA YA or AM ROM points.
5. All PtHA Amateurs must list birth date on PtHA Amateur Application Form to be eligible to receive PtHA ROM points.
6. To receive any award in this program, the Youth or Amateur must be a current member in good standing of PtHA.

B. Ownership for Amateur or Youth ROM or Champion

1. To be eligible for points and awards in the Youth or Amateur Division, the Pinto must be owned or leased by the Youth or Amateur or a member of his/her immediate family as shown in the current records of PtHA.
 - a. Such ownership must be evidenced by PtHA records at the time the Pinto is shown.
 - b. PtHA must be notified in writing if more than one surname is used in a family and is not responsible for any loss of points due to different surname or change of surname without prompt notification.
2. Definition of “immediate family” for the purpose of PtHA Youth or Amateur Champion and ROM awards shall include: father, mother, full or half-sister, in-laws, full or half-brother, in-laws, grandparents, aunt, uncle, niece, nephew, legal guardian, spouse, son, daughter, grandchild.
3. Proof of relationship may be requested if a question arises in regard to same.
4. Pintos registered in the name of a ranch, farm or corporation owned by other than immediate family members as defined do not receive Youth or Amateur points.

C. Substitution

1. There shall be no substitution of one Pinto with or for another in a Youth or Amateur class in a show or in the Youth or Amateur awards program.
2. No performance, showmanship or equitation points can be transferred from one Pinto to another under any circumstances.

D. Leases for Amateur and Youth Members

1. To be eligible for any Amateur or Youth award in the PtHA Register Of Merit program with a registered Pinto owned by anyone other than the applicable Amateur or Youth, or a member of his/her immediate family as defined in Rule H2.,B.2., an official PtHA Lease Notification form must be on file with the PtHA office.
 - a. Appropriate filing fee must be paid for the duration of the lease.

2. A leased Pinto may be shown by both Youth and Amateur exhibitors and may earn both Youth and Amateur ROM points, provided the names of each of these exhibitors are shown on PtHA Lease Notification form as recorded lessees of said Pinto.

E. Accumulation of Points

1. The standard PtHA point system will be used.
2. All Youth or Amateur Pinto shows must have PtHA approval.
3. Triple points will be awarded from World Championship shows for the average placings and 1 set of points for each individual judges placings.
4. YA or AM Halter will count towards PtHA YA or AM awards.
5. Points earned in YA and AM classes accumulate only towards YA and AM awards.
6. A lessee will accumulate all points towards year end awards, local, regional or national on a leased Pinto for Youth and/or Amateur events.
7. Recorded owner will not accumulate Youth or Amateur points on a leased Pinto unless named as co-lessee on Lease Notification form for the duration of the lease.

H3. Register Of Merit

A. Pintos/AM units/YA units are advanced to Register Of Merit when they have:

1. Open: earned 35 ROM points in an individual event.
2. AM unit: earned 35 ROM points in an individual event.
3. YA unit: earned 35 ROM points in an individual event.

B. It is possible for a Pinto/AM Unit/YA Unit to earn multiple ROM awards by competing in a variety of events.

H4. Register Of Excellence

A. Pintos/AM units/YA units are advanced to Register of Excellence when they have:

1. Open: earned 175 points in an individual event.
2. AM unit: earned 175 points in an individual event.
3. YA unit: earned 175 points in an individual event.

B. It is possible for a Pinto/AM Unit/YA Unit to earn multiple ROM awards by competing in a variety of events.

H5. Certificate Of Ability

A. Pintos/AM units/YA units are advanced to Certificate of Ability when they have:

1. Open: earned a Register Of Merit in each of four separate individual performance events.
2. AM unit: earned a Register Of Merit in each of four separate individual performance events, including showmanship, equitation, horsemanship and reinsmanship.
3. YA unit: earned a Register Of Merit in each of four separate individual performance events, including showmanship, equitation, horsemanship and reinsmanship.

H6. Certificate Of Achievement

A. Pintos/AM units/YA units are advanced to Certificate of Achievement when they have:

1. Open: earned a Register Of Merit in each of six separate individual performance events.
2. AM unit: earned a Register Of Merit in each of six separate individual performance events , including showmanship, equitation, horsemanship and reinsmanship.
3. YA unit: earned a Register Of Merit in each of six separate individual performance events , including showmanship, equitation, horsemanship and reinsmanship.

H7. Certificate Of Superior Ability

A. Pintos/AM units/YA units are advanced to Certificate of Superior Ability when they have:

1. Open Horse: earned a Register of Excellence in each of four separate individual performance events.
2. Open Pony/Miniature: earned a Register of Excellence in each of 3 separate individual performance events.
3. AM unit: earned a Register of Excellence in each of four separate individual performance events, including Showmanship, Equitation, Horsemanship and Reinsmanship.
4. YA unit: earned a Register of Excellence in each of four separate individual performance events, including Showmanship, Equitation, Horsemanship and Reinsmanship.

H8. Certificate Of Superior Achievement

A. Pintos/AM units/YA units are advanced to Certificate of Superior Achievement when they have:

1. Open: earned a Register of Excellence in each of six separate individual performance events.
2. Open Pony/Mini: earned a Register of Excellence in of four separate individual performance events.
3. AM unit: earned a Register of Excellence in each of six separate individual performance events, including Showmanship, Equitation, Horsemanship and Reinsmanship.
4. YA unit: earned a Register of Excellence in each of six separate individual performance events, including Showmanship, Equitation, Horsemanship and Reinsmanship.

H9. Versatility Award

A. Pintos/AM units/YA units are advanced to Versatility Award when they have:

1. Open: earned 65 Halter points in a regular qualifying Halter class; earned a performance Register of Excellence; earned a Register Of Merit in six separate individual performance events, with two being under Western equipment and two under English, and the remaining being optional.
2. AM unit: earned 65 points in either Western or English Showmanship, but not a combination of both; earned an Amateur Register of Excellence in any event; earned an Amateur Register Of Merit in three separate individual performance events (excluding Showmanship, Equitation, Horsemanship and Reinsmanship), with two being under Western equipment and one under English equipment, or two being under English equipment and one under Western equipment; earned an Amateur Register Of Merit in Western Horsemanship, and in either Hunter Seat or Saddle Seat Equitation.
3. YA unit: earned 65 points in either Western or English Showmanship; earned a Youth Register of Excellence in any event; earned a Youth Register Of Merit in three separate individual performance events (excluding Showmanship, Equitation, Horsemanship and Reinsmanship), with two being under Western equipment and one under English equipment, or two being under English equipment and one under Western equipment; earned a Youth Register Of Merit in Western Horsemanship, and in either Hunter Seat or Saddle Seat Equitation.
4. Ponies and Miniatures shown exclusively in-cart and/or in-hand receive a Versatility Award when they have completed the following requirements:

- a. Earned 65 halter points and earned a performance Register of Excellence.
- b. Earned a Register Of Merit in at least four (4) separate events, including one (1) in an individual obstacle performance class.

H10. PtHA Champion

A. In regard to all Pintos registered by the PtHA, Inc., the title or term "PtHA Champion" is hereby reserved by said Association for its express use and awarded to individual Pintos or AM units or YA units which meet the requirements set forth in the following section. Pintos or AM units or YA units are awarded the title "PtHA Champion" when they have met the following criteria in their respective divisions:

1. Open Horse, Pony, Miniature: earned 150 points in competition in PtHA-approved shows (except for Open Competition Activities) provided that:
 - a. The points have been won under eight or more different judges.
 - b. At least 65 of the points have been won in point-earning equivalent Halter classes or a combination of fifty-five (55) Halter and ten (10) Color points under at least three (3) different judges as a two year old or older.
 - c. At least 65 of the points have been won in ROM approved performance classes or racing events.
 - d. The performance record includes points from at least three (3) performance or racing events, under at least three (3) different judges, earned as a two-year-old or older .
 - e. The Pinto has earned a minimum of one Register Of Merit certificate in performance or racing events, regardless of the total number of points that it has otherwise accumulated.
 - f. If the Pinto is a horse, it has earned at least 10 points in a second ROM event in either performance or racing.
 - g. All recognized Open points are awarded to the Pinto regardless of number of owners or exhibitors.
2. AM unit: earned 150 points in competition in PtHA-approved shows, provided that:
 - a. The points have been won under five or more different judges.
 - b. At least 50 of the points have been won in either Western or English Showmanship, but not a combination of both.
 - c. At least 65 of the points have been won in performance or equitation events.
 - d. The records include points earned under at least three different judges.
 - e. The AM unit has earned a minimum of three Amateur Register Of Merit certificates in any of the approved events, one of which must be in performance, Equitation, Horsemanship or Reinsmanship, regardless of the total number of points the AM unit has otherwise accumulated.
3. YA unit: earned 150 points in competition in PtHA-approved shows, provided that:
 - a. The points have been won under five or more dif-

- ferent judges.
- b. At least 50 of the points have been won in either Western or English Showmanship, but not a combination of both.
- c. At least 65 of the points have been won in performance or equitation events.
- d. The records include points earned under at least three different judges.
- e. The YA unit has earned a minimum of three Youth Register Of Merit certificates in any of the approved events, one of which must be in performance, Equitation, Horsemanship or Reinsmanship, regardless of the total number of points the YA unit has otherwise accumulated.

H11. PtHA Legion Of Merit

A. In regard to all Pintos registered by the PtHA, Inc., the title or term "PtHA Legion of Merit" is hereby reserved by said Association for its express use and awarded to an individual Pinto, or AM unit, or YA unit which meet the requirements set forth in the following section. A Pinto, or AM unit, or YA unit is awarded the title "PtHA Legion of Merit" when they have met the following criteria in the respective divisions:

1. Open, Horse, Pony, Miniature: earned 650 or more points in competition in PtHA-approved shows (Color classes do not count) provided that:
 - a. The points have been won in twelve or more shows and under forty or more different judges.
 - b. At least 185 of the points have been won in point-earning equivalent Halter classes.
 - c. At least 125 of the Halter points have been won in Class A rated shows.
 - d. The Halter record includes points earned at Class A rated shows as a two-year-old or older, all as the same conformation type, and that these were won under at least five different judges.
 - e. At least 400 of the points have been won in ROM approved performance or racing events, earned as a two-year-old or older.
 - f. At least 250 of the performance points have been won in Class A rated shows.
 - g. The Pinto has earned a minimum of four Register Of Merit Certificates in either performance or racing events regardless of the total number of points that it has otherwise accumulated. A pony under 50" and ponies shown exclusively in-cart or in-hand classes and miniatures must have earned two (2) ROM's in performance events.
 - h. The Pinto has earned one Register of Excellence award in an approved individual performance or racing event, regardless of the total number of points it has otherwise accumulated.
 - i. The Pinto must have earned a minimum of 10 points each in at least six different ROM performance or racing events. A Pony under 50" and Ponies shown exclusively in-cart or in-hand classes and Miniatures must have earned a minimum of ten (10) points in at least three (3) ROM performance events.
 - j. At least 10 Halter points and 30 performance points

must be earned through placings at a Jubilee Show, Regional Show, a Congress Show, or Pinto World Show.

2. AM unit: earned 650 or more points in competition in PTHA approved shows (except where specifically noted) provided that:
 - a. The points have been won in twelve (12) or more shows and under thirty (30) or more different judges.
 - b. At least 185 of the points have been won in either Western or English Showmanship, or a combination of 250 points in English and Western Showmanship.
 - c. The Showmanship record includes points earned at Class A rated shows, and that these were won under at least five different judges.
 - d. At least 100 of the Showmanship points have been won in Class A rated shows.
 - e. At least 400 of the points have been won in approved performance and/or Equitation, Horsemanship or Reinsmanship events.
 - f. At least 225 of the performance and/or Equitation, Horsemanship, or Reinsmanship points have been won in Class A rated shows.
 - g. The AM unit has earned a minimum of four Amateur Register Of Merit Certificates in approved individual performance and/or Equitation events, regardless of the total number of points the AM unit has otherwise accumulated.
 - h. The AM unit has earned one Amateur Register of Excellence award in an approved individual performance, Equitation, Horsemanship or Reinsmanship event, regardless of the total number of points the AM unit has otherwise accumulated.
 - i. The AM unit must have earned a minimum of ten (10) points each in at least six different approved performance and/or Equitation, Horsemanship or Reinsmanship events.
 - j. At least ten (10) Halter points and 30 performance points must be earned through placings at a Jubilee Show, Regional Show, a Congress Show, or Pinto World Show.
3. YA unit: earned 650 or more points in competition in PTHA approved shows (except where specifically noted) provided that:
 - a. The points have been won in twelve (12) or more shows and under thirty (30) or more different judges.
 - b. At least 185 of the points have been won in either Western or English Showmanship, or a combination of 250 points in English and Western Showmanship.
 - c. The Showmanship record includes points earned at Class A rated shows, and that these were won under at least five different judges.
 - d. At least 100 of the Showmanship points have been won in Class A rated shows.
 - e. At least 400 of the points have been won in ap-

proved performance and/or Equitation, Horsemanship, or Reinsmanship events.

- f. At least 225 of the performance and/or Equitation, Horsemanship or Reinsmanship points have been won in Class A rated shows.
- g. The YA unit has earned a minimum of four Youth Register Of Merit Certificates in approved individual performance and/or Equitation, Horsemanship or Reinsmanship events, regardless of the total number of points the YA unit has otherwise accumulated.
- h. The YA unit has earned one Youth Register of Excellence award in an approved individual performance or Equitation, Horsemanship or Reinsmanship events, regardless of the total number of points the YA unit has otherwise accumulated.
- i. The YA unit must have earned a minimum of ten (10) points each in at least six different approved performance and/or Equitation, Horsemanship or Reinsmanship events.
- j. At least ten (10) Halter points and 30 performance points must be earned through placings at a Jubilee Show, Regional Show, a Congress Show, or Pinto World Show.

H12. Pinto Supreme Champion

A. In regard to all Pintos registered by the PtHA, Inc., the title or term "PtHA Supreme Champion" is hereby reserved by said Association for its express use and awarded to an individual Pinto, or AM unit, or YA unit which meet the requirements set forth in the following section. A Pinto, or AM unit, or YA unit is awarded the title "PtHA Supreme Champion" when they have met the following criteria in the respective divisions:

1. Open, Horse: earned 1500 Open points or more in PtHA-approved shows, excluding Color classes; Open, Pony and Open, Miniature: earned 1000 Open or more points in PtHA-approved shows excluding Color classes AND provided that:
 - a. PtHA Champion and PtHA Legion of Merit awards have been earned.
 - b. At least 100 points have been earned at a Jubilee Show, Regional Show, Congress Show or World Pinto Show.
 - c. At least 250 points have been earned in Halter.
 - d. At least 200 of the Halter points have been earned in Class A rated shows as a two-year-old or older.
 - e. Halter points have been earned as a two-year-old or older under ten different judges, all as the same conformation type.
 - f. At least 500 of the performance points have been earned in Class A rated shows.
 - g. The Pinto has earned two Register of Excellence awards in approved individual performance events, regardless of the total number of points otherwise accumulated.
2. AM unit: earned 1000 points in 20 or more PtHA-approved shows under at least 35 different judges, provided that:
 - a. Amateur Champion and Amateur Legion of Merit awards have been earned.

- b. 200 points have been earned in either Western or English Showmanship, or a combination of 300 points in Western and English Showmanship, and at least 150 of the Showmanship points earned in Class A rated shows, with points earned under at least eight different judges.
 - c. 600 points have been earned in equitation or performance events, and at least 400 of the equitation, Horsemanship, Reinsmanship and/ or performance points earned in Class A rated shows, with points earned under at least eight different judges.
 - d. Five Amateur Register Of Merit awards have been earned in equitation and/or individual performance, Horsemanship or Reinsmanship events and a minimum of ten (10) points in each of two other equitation, Horsemanship or Reinsmanship and/or performance events.
 - e. Two Amateur Register of Excellence awards have been earned, one in equitation, Horsemanship or Reinsmanship, and one (1) in an individual performance event.
 - f. At least ten (10) Halter points and thirty (30) performance points must be earned through placings at a Jubilee Show, Regional Show, a Congress Show, or Pinto World Show.
3. YA unit: earned 1000 points in 20 or more PtHA-approved shows under at least 35 different judges, provided that:
- a. Youth Champion and Youth Legion of Merit awards have been earned.
 - b. 200 points have been earned in either Western or English Showmanship, or a combination of 300 points in Western and English Showmanship, and at least 150 of the Showmanship points earned in Class A rated shows, with points earned under at least eight (8) different judges.
 - c. 600 points have been earned in Equitation Horsemanship, Reinsmanship or performance events, and at least 400 of the Equitation and/ or performance points earned in Class A rated shows, with points earned under at least eight (8) different judges.
 - d. Five Youth Register Of Merit awards have been earned in Equitation Horsemanship, Reinsmanship and/or individual performance events and a minimum of ten (10) points in each of two other Equitation, Horsemanship, Reinsmanship and/or performance events.
 - e. Two (2) Youth Register of Excellence awards have been earned, one (1) in Equitation, Horsemanship, or Reinsmanship and one (1) in an individual performance event.
 - f. Ten (10) Halter and/or Showmanship points and thirty (30) performance points must be earned at a Jubilee Show, Regional Show, Congress Show or World Pinto Show.

H13. Superior Performance Pinto

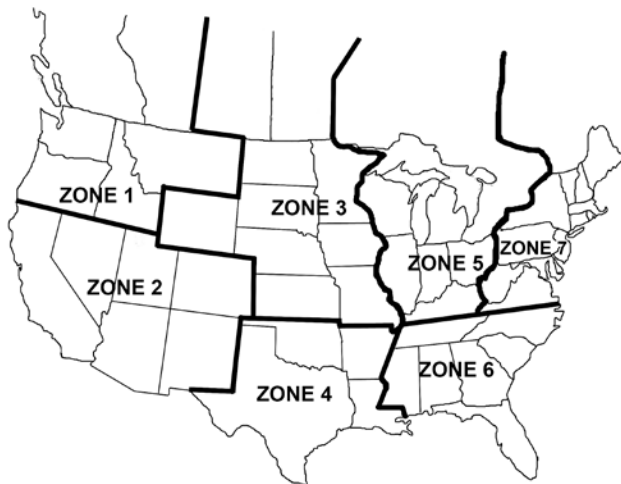
While not intended to be above a Supreme Champion, this award is the highest performance award given. It is awarded in two different disciplines, as follows:

- A. Horse: earned eight (8) Performance Register of Excellence awards.
- B. Pony/Mini: earned five (5) Performance Register of Excellence awards.
- C. Amateur Unit: earned eight (8) Performance Register of Excellence Awards, including Showmanship, Equitation, Horsemanship and Reinsmanship.
- D. YA Unit: earned eight (8) Performance Register of Excellence Awards, including Showmanship, Equitation, Horsemanship and Reinsmanship.

H14. AM/YA Top Ten, HOY, POY, MOY, AOY, YOY

- A. The Association will make annual awards based upon the number of points earned by an individual Pinto, or AM Unit, or YA Unit during that year of competition in each of the approved events in which points are awarded at PtHA-approved shows and any event deemed proper by PtHA.
- B. Points will be computed on a yearly calendar basis from January 1 to December 31. Horse, Pony, Miniature of the Year and YA/AM High Point standings close December 31 of each year. Results received by the Association later than 30 days following a show will not be included in the standings.
- C. All Youth or Amateurs eligible to participate in the PtHA AM or YA Champion and ROM programs are eligible for AM and/or YA annual High Point awards.
- D. For an event to receive Pinto of the Year status in a specific year it must have been held in at least two (2) separate shows (PtHA-approved or open competition) during that year. For this purpose only, multi-judge shows would be considered one show. If an event does not meet this criterion, it will not appear in the year end standings. The Executive Manager may exempt an event if it is only held at the Pinto World Championship Show. There is no minimum number of points or point-earners required for Pinto of the Year designation.
- E. The ten (10) units in each of the two Youth age groups - 13 & under; 14 thru 18 earning the highest number of points overall shall constitute the Youth Activities High Point winners. The ten (10) units in each of the two Amateur age groups - 34 & under; 35 & over - earning the highest number of points overall shall constitute the Amateur High Point winners. An appropriate certificate shall be prepared and presented to each Youth or Amateur, and the High Point winners will be published in *The Pinto Horse* magazine.
- F. The Pinto earning more points during the year than any other of its peers has earned in a given event will be named "Pinto of the Year" in that event. An appropriate certificate shall be prepared and presented to the owner of said Pinto, and the name of the Pinto and owner will be published in *The Pinto Horse* magazine.
- G. Each of the next nine highest point-earning Pintos for that year in each event will be so designated as "Honorable Mention" and be published in *The Pinto Horse* magazine.
- H. To be eligible for any award in this program, the owner of record, or lessee if applicable, must be a current member of PtHA. AM or YA must be a current member of PtHA.
- I. The ten (10) Youth units earning the highest number of points in each of the individual YA point-earning events during the year will be recognized. The ten (10) Amateur units earning the highest number of points in each of the individual AM point-earning events during the year will be recognized.

- J. YA Annual High Point, 13 & Under and 14-18; AM Annual High Point, Jr. & Sr.
- K. Tentative Horse, Pony, Miniature of the Year and AM and YA High Point placings are posted on the web site throughout the season. It is the responsibility of all persons interested in the High Point and Pinto of the Year awards to check the tentative results. Once the annual standings have been published in *The Pinto Horse* magazine, they will be considered official. PtHA reserves the right to correct verifiable errors.



H15. Zone Awards, Youth and Amateur

A. General Rules and Regulations

1. This is an annual Top Five Overall High Point Award given for each of the seven (7) zones across the United States and Canada, in each of the two Amateur age groups (39 & Under and 40 & Over) and Youth age groups (13 & Under and 14 – 18).
 - a. A unit will consist of one Pinto and one Exhibitor combination.
 - b. All PtHA Amateurs members and PtHA Youth members in good standing are eligible.
 - c. Novice Amateur, Novice Youth and Elite Amateur Classes are not eligible for this award.

B. Points

1. Points may be accumulated only in the zone in which the exhibitor resides.
2. Points accumulate from only PtHA approved shows.
3. No points will be awarded from any PtHA World or National Show (Canadian or US) in any zone.
4. ROM point system listed in the current PtHA Rule Book will be used when tabulating points.

C. Recognition

1. An appropriate certificate will be presented to five places in each age group.
2. The name of the Pinto and owner/lessee name will be published in *The Pinto Horse Magazine*

H16. Challenge 20 Award, Youth and Amateur

A. General Rules and Regulations

1. The Association shall annually award the top ten (10) units

in each of the two Amateur age groups (39 & Under and 40 and Over) and Youth age groups (13 & Under and 14 – 18).

- a. A unit is one (1) Exhibitor/one (1) Pinto.
- b. All PtHA Amateurs members and PtHA Youth members in good standing are eligible.
- c. Novice Amateur, Novice Youth and Elite Amateur Classes are not eligible for this award.
- d. A contestant may exhibit more than one (1) horse, however, the points will be computed separately for each unit.

B. Judge Criteria

1. A maximum of twenty (20) judges will be used to compute the total points per unit.
2. Each judge is counted as one (1) show.
3. A judge can only appear on list one (1) time.

C. Points

1. Points will be computed on an annual show year basis.
2. Average scores do not count, as in World Shows and Benefit Shows.
3. Only individual judge's scores will count.
4. ROM points are used, not show points.
5. If tie occurs for any place, World Show tie breaker logic will be used to break tie.
6. If two (2) shows are tied for the same Amateur/horse unit or Youth/horse unit, the earliest show date will break the tie.

D. Recognition

1. An appropriate certificate will be presented to ten places in each age group.
2. The name of the Pinto and owner/lessee name will be published in *The Pinto Horse Magazine*

I. EXHIBITION OF PINTOS, HORSE, PONY, MINIATURE

11. Horse Division

A. General Show Rules

1. Refer to the regulations for each type.
2. Supplemental hair in mane and tail is permitted in any division.
3. Jeans are appropriate attire in Stock type Halter and Western performance classes.
4. Placing of a Pinto's feet by hand is permitted.
5. Any tack and/or attire infraction is to be considered as a penalty, not a disqualification, unless specific class rules require a disqualification.
6. No more than eight (8) horses may hand gallop at one time in any class, including Disciplined Rail classes.
7. In no case may Western and English styles of showing be combined, except in Trail, Side Saddle, AM and YA Novice Walk/Trot, AM and YA Novice Showmanship, and YA Lead-Line and Walk/Trot. Western and English Showmanship classes, Western and English Pleasure classes, Western and English Equitation classes, etc. may not be combined at any time. No points will be awarded to such combined events.
8. "Type" refers to the conformation type of the Pinto. "Seat" refers to the equipment used on the Pinto.
9. There shall be no discrimination regarding the style of riding of any type of Horse or Pony exhibited in mixed seat classes.

10. The addition of additional weight to tails or the tying down of tails to restrict movement will be cause for disqualification. Exception: Switches and braces on Saddle type entries in Saddle Seat classes.
11. In all classes involving Saddle type horses, the judge will call for a trot or intermediate gait.
12. In Equitation, Horsemanship, Reinsmanship classes, individual patterns are not required if judge includes test in rail work.
13. All riding classes require an appropriate bridle unless specific class rule indicates otherwise.
14. Horses, Ponies, and Miniatures may not compete in any classes together except Youth and Amateur classes. Amateurs may not ride Miniatures, nor Ponies under 13.0 hands.
15. If permissible, whips in Halter classes may not exceed 6', including lash; whips, crops and/or bats in riding classes may not exceed 4', including lash.
16. In all individual work classes, a random draw must be used.
17. Physically Challenged Exhibitor: PtHA will allow any physically challenged exhibitor to enter any class if the exhibitor can perform the requirements of the class, without jeopardy to other exhibitors or themselves. See Section G.
18. Any mounted performance class shall be shown astride unless otherwise noted.

12. Pony Division

A. General Show Rules

1. Refer to Horse rules for further information for items not covered below.
2. Classes may be offered to all sizes and conformation types; or, by conformation type alone; or, by size alone; or, by size and conformation type. Pony conformation types are: Stock, Hunter, Pleasure, and Saddle.
3. Ponies, Horses, and Miniatures may compete in Youth or Amateur class together, but not compete together in any Open events.
4. Amateurs may not ride Miniatures, nor Ponies under 13 Hands. Failure to adhere to this rule will cause a loss of exhibitor points for that class and a fine to the show management.
5. Adults may ride Ponies standing 13.0 to 14.0 Hands in Open Pony classes or Amateur classes.
6. Horses and Ponies over 13 Hands may exhibit in all Amateur under saddle performance classes.
7. Anyone showing a Pony stallion must be 19 years of age or older.
8. It is permissible to tie up long tails in Pony Trail-in-Hand and Jumping-In-Hand classes.

13. Miniature Division

A. General Show Rules

1. Miniatures are to be shown unshod in all classes and without weights of any kind. Any type of shoe or indication of shoes having been used, such as nail holes in the hooves of any miniature horse in the show ring, is strictly prohibited. Non-conforming entries must be eliminated.
2. Miniature mares and geldings may be allowed to show in Youth and Amateur Showmanship and Lead Line classes only.

3. Miniature Stallions may be shown by persons 19 years of age or older.
4. Miniatures may be ridden in leadline and leadline costume classes, In-Hand-Trail, Driving only. Riders must be 6 years old and under.
5. Miniature and "B" Division Miniature classes may be combined.
6. It is permissible to tie up long tails in Miniature Trail-in-Hand and Jumping-In-Hand classes.

14. Conformation Characteristics

A. Stock Type Horse

1. The accepted breeding of the Stock type Pinto is a Western horse of predominantly Quarter Horse breeding and conformation.
2. Halter classes-Stock type entries are shown in a halter with lead shank. No assistants are permitted in the ring. Whip or crop is prohibited. Stock type Horses shall stand squarely on all four feet.
3. Entries shall be serviceably sound in all Halter and performance classes.
4. Stock type entries may be shown with natural, shortened or roached mane; natural or shortened tail. Braiding or banding is permitted.

B. Stock Type Pony

1. The Stock type Pinto Pony is a Western type Pony displaying the conformation associated with the Quarter type Horse and original style Shetland Pony.

C. Hunter Type Horse

1. The accepted breeding of the Hunter type Pinto is an English Horse of predominantly Thoroughbred breeding and conformation. The "running style" Quarter Horse can also be found in this classification.
2. Entries shall be serviceably sound in all halter and performance classes.
3. Hunter type entries may be shown with natural or shortened mane and tail. Roached mane is discouraged and may be penalized at the judge's discretion. Braiding or banding in Halter is allowed. In performance classes, Hunter type entries may be braided according to the individual class specification.

D. Hunter Type Pony

1. The Hunter type Pinto Pony is a pony reflecting the conformation associated with a Thoroughbred type horse and Connemara Pony. Certain bloodlines of Welsh Pony can also be found in this classification.

E. Pleasure Type Horse

1. The accepted breeding of the Pleasure type Pinto is a horse of predominantly Arabian or Morgan breeding and conformation.
2. Entries shall be serviceably sound in all Halter and performance classes. They may be shown barefoot or shod.
3. Pleasure type entries may be shown with natural, full, or shortened unset, ungingered tail and full or shortened mane in all classes. Roached mane or tail, tail brace, or cap is prohibited. Braiding is prohibited except in Hunter Seat, Dressage, English Showmanship, Parade Horse and Show Horse classes, where Pleasure type entries may be braided according to that individual class specification

F. Pleasure Type Pony

1. The Pleasure type Pinto Pony is a Pony reflecting the carriage and conformation associated with the Arabian and Morgan type Horses and Welsh Pony. Certain bloodlines of Shetland Pony can also be found in this classification.

G. Saddle Type Horse

1. The accepted breeding of the Saddle type Pinto is an English Horse of predominantly Saddlebred, Hackney, or Tennessee Walking Horse breeding and conformation, displaying the high head carriage and animated, high action of these breeds.
2. Entries shall be serviceably sound and shown without artificial appliances (e.g., wired ears) except inconspicuously applied hair in mane and tail or tail brace in all halter and performance classes.
3. If entries are braided, they shall be braided only in the Saddle Horse manner. In performance classes, Saddle type entries may be braided according to that individual class specification (e.g., in Dressage only, Hunter style braids are acceptable).

H. Saddle Type Pony

1. The Saddle type Pinto Pony is a Pony displaying the carriage, animation and action of the Saddlebred and Tennessee Walking type Horses and modern style Shetland and Hackney Ponies. Certain bloodlines of Welsh Pony can also be found in this classification.

J. HALTER AND COLOR, HORSE, PONY, MINIATURE

J1. General Halter Judging

- A. The judge should be aware of the fact that not all conformation types are traditionally shown in the same manner. Whereas Stock types usually walk into the ring, Hunter types may enter at a walk or a trot, at the judge's discretion, but must be trotted past the judge to allow assessment of soundness and length of stride. Pleasure and Saddle types are normally brought into the ring at a trot, that gait being an important aspect of their conformation types.
- B. Entries are to be judged on conformation, type, quality, and way of going with attention to the type of conformation and associated expectation in the case of classes not divided by type, and in the case of classes with separate sections for the four types. In judging Hunter type Halter horses, movement must be considered and suitable for purpose.
- C. Judges may eliminate or severely mark down Pintos showing in a specific Halter section (e.g., Pleasure type) where, in the opinion of the judge, the Pinto is not a correct representative of that conformation type.
- D. Blemishes, such as scars, splints, and spavins are to be marked down according to the effect on the soundness of the Pinto. Transmissible weakness and/or unsoundness are to be counted strongly against the horse.
- E. Horses are to be shown in hand at a walk and jog or trot.
- F. A judge may penalize or disqualify an exhibitor for intentionally dropping the lead during Halter or Showmanship classes.
- G. In weanling classes having suckling entries, it is permissible for the dam to accompany the foal into the arena, but the dam must be placed along the rail.

J2. Stock Type Halter

- A. Stock type entries are shown in a plain or silver halter and lead

shank. No assistants are permitted in ring. Whips and crops are prohibited.

B. Stock entries will stand squarely on all four feet.

J3. Hunt Type Halter

A. Hunter type entries are shown in a snaffle bridle or plain leather halter and lead shank. In Hunter Type Halter classes, decorative silver bridles and silver halters are prohibited. No assistants are permitted in the ring. Hunt whip or crop may be carried. Hunter type Horses shall stand in the traditional Hunter position, with front feet square and hind feet offset, or square.

B. In Hunter type Halter Horses, movement must be considered and suitable for purpose.

J4. Pleasure Type Halter

A. Pleasure type entries are shown in a halter with lead shank, show bridle with lead shank, or curb bit with rein. No assistants are permitted in the ring. Whip or crop is optional, but appendages are prohibited. Handlers shall be penalized for excessive use of a whip or actions with a whip that disturb any other entrant. (Penalties may range from a warning to expulsion from the class.)

B. Pleasure type entries shall stand squarely on all four feet or slightly stretched. Front legs must be perpendicular (at right angles) to the ground and all four feet flat on the ground. Rear legs may be placed squarely under the body or slightly offset (no more than one step). Judge may ask exhibitor to move hind leg(s) under entry for inspection.

J5. Saddle Type Halter

A. Saddle type entries are shown in a show bridle with lead shank, curb bit or halter with lead shank. One assistant is allowed as a tailer in classes for Saddle type only. Assistants are not allowed in classes where types are mixed. Whip or crop is optional, but appendages are prohibited. Handlers shall be penalized for excessive use of a whip or actions with a whip that disturb any other entrant. (Penalties may range from a warning to expulsion from the class.)

B. Saddle type entries may display a stretched or parked position when standing. It is recommended that the front legs be perpendicular to the ground or only moderately ahead (one step) of the perpendicular. When hind legs are placed behind the body it should be done without exaggeration or in any manner that would distort the horse's conformation. Judge may ask for repositioning of the horse.

J6. Pony Halter Classes

(Refer to Horse rules and Horse classes when not covered.)

A. Type and Size Requirement

1. When two or more Halter sections divided by height are provided at a show, they shall be divided in the following manner:
 - a. Stock type; Hunter type; Pleasure type; Saddle type
 - b. Stock and Hunter types; Pleasure and Saddle types
 - c. Not to exceed 12.2 hands (50"); and over 12.2 hands (50") up to and including 14.0 hands (56")
 - d. At the option of show management, Pony sizes may be divided as follows: 1) all sizes combined; 2) under 46", 46" & over; 3) under 46", 46" through 49", 50" & over.

J7. Miniature Halter Classes

A. Age and Size Requirements

1. Foals of the current year.

2. Yearlings
 - a. 34" and under
 - b. Over 34" to 38"
3. Two year olds
 - a. 34" and under
 - b. Over 34" to 38"
4. Three year olds
 - a. 34" and under
 - b. Over 34" to 38"
5. Four year olds & older
 - a. 32" and under
 - b. Over 32" to 34"
 - c. Over 34" to 38"
6. Halter classes may be offered as combined height, or divided by height and/or sex.

J8. Halter Class Divisions

- A. When a show offers two or more Halter sections, it is not required to provide the exact same number of Halter classes for each section. Separate Halter Champion and Reserve Champion awards should be made in each section. When two or more halter sections are provided at a show the following divisions are recommended:
 1. Stock type; Hunter type; Pleasure type; Saddle type.
 2. Stock and Hunter type; Pleasure and Saddle type.
- B. Pintos may not cross-enter in Breeding Stock or Halter classes at a show where more than one section is offered.
- C. Pintos may show in one point-earning Halter class only per division (Open, Youth, or Amateur division) per show, excluding Halter Championship and Reserve Championship judging and ROM-pointed Futurity classes.
- D. Entering and competing in a Halter section or as a type other than the one shown on Registration Certificate shall result in elimination from the class and loss of all awards and points from that class. The Show Committee is responsible for enforcement of this rule. If the show results indicate that any ineligible entrant has placed, the PTHA Performance Department shall have the authority to make the appropriate corrections (i.e., eliminate the ineligible entrant and adjust the placing of the following award winners).
- E. Appointments and handling of Pinto should be consistent with the type of Pinto being shown. The judge's emphasis is on conformation and type, but circumstances may occur where attire may vary with type being exhibited and discretion should be used by the judge before penalizing the entry. Riding length (below the knee) skirts are acceptable attire in all Halter classes, if in good taste.
- F. In the Halter division(s) the Championship shall be awarded to one of the entries which has placed first in the qualifying class. After the Championship has been awarded, the entry which has placed second in the qualifying class to the entry awarded the Championship shall compete with the remaining first place winners for the Reserve Championship. Should any first place winners in a qualifying class not compete for the Championship, the second place entry may be moved up for Championship consideration.
- G. Only the first and second place Pintos in a Halter class, regardless of conformation type, sex, or age may compete for Champion or Reserve Champion at Halter.
- H. Halter classes for all sexes and ages of Pintos must be offered

on the show bill whenever Halter classes are offered. All ages shall compete for Championships.

- I. Age groups of the same sex may be combined when there are insufficient entries, with points awarded to the appropriate ribbon winners.
- J. Although it is not recommended, sexes may be combined within age groups or by conformation type when there are insufficient entries, with points awarded to the appropriate ribbon winners.
- K. When Halter classes are divided by conformation type, there must be separate Halter Champion and Reserve awards by type. When two or more Halter classes are combined and these classes represent all of the combined Pintos (example: stallions/geldings or PL/SD types), Champion and Reserve classes connected to these classes must also be combined.
- L. It shall be the decision of the Show Committee to divide into preliminary sections and finals, combine, or cancel classes.

J9. Point-Earning Halter Classes

A. Stallions

- 1. Suckling and Weanling Colts
- 2. Yearling Colts
- 3. Two Year Old Colts.
- 4. Champion and Reserve Champion Junior Colts
- 5. Three Year Old Colts
- 6. Four Year Old Stallions
- 7. Five Year Old Stallions
- 8. Six Year Old and Older Stallions
- 9. Champion and Reserve Champion Senior Stallion

B. Mares

- 1. Suckling and Weanling Fillies
- 2. Yearling Fillies
- 3. Two Year Old Mares
- 4. Champion and Reserve Champion Junior Mare
- 5. Three Year Old Mares
- 6. Four Year Old Mares
- 7. Five Year Old Mares
- 8. Six Year Old and Older Mares
- 9. Brood mares (Any mare three years of age or older, having produced a registered foal in the current year or immediate previous year.) Entrants in this class are not eligible to compete in any other Mare Halter class in a show except Champion and Reserve Champion.
- 10. Champion and Reserve Champion Senior Mare

C. Geldings

- 1. Yearling and Under Geldings
- 2. Two Year Old Geldings
- 3. Champion and Reserve Champion Junior Gelding
- 4. Three Year Old Geldings
- 5. Four Year Old Geldings
- 6. Five Year Old Geldings
- 7. Six Year Old and Older Geldings
- 8. Champion and Reserve Champion Senior Gelding Applies to all divisions except where otherwise noted.

D. Champion and Reserve Champion classes may be grouped by type, sex, or age. When grouped by age, Junior Champion must be two years and under and Senior Champion must be three years and older.

E. Color Classes

- 1. Color classes are judged on the most ideal markings of the individual Pinto. Ideal markings are defined as a 50-50 distribution of white and color overall on the Pinto. It is not

necessary for the markings to duplicate themselves on each side of the Pinto.

2. Color classes receive points for Register Of Merit and Register of Excellence. Under limited, specific circumstances, up to ten Color points and/or one Color first place (with its points) may be used toward a PtHA Championship. Color points may not be used toward any other Open, Amateur, or Youth award. Any points or first place used toward a PtHA Championship may not be used for any Color awards.
3. Horse Color classes may NOT be combined.
4. Pony Color classes MAY be combined.
5. Miniature Color classes MAY be combined.
6. Conformation is not considered and the class should not be conducted like a conformation Halter class (i.e. entries moved individually).
7. Tobiano Pattern - To be judged 100% on the most ideal markings of the individual Tobiano Pinto.
8. Overo Pattern - To be judged 100% on the most ideal markings of the individual Overo Pinto.

J10. Non Point-Earning Halter Classes

- A. These Halter classes are desirable for all large shows where competition among horse breeders can be stimulated and sufficient entries can be obtained. Registered Breeding Stock Pintos are eligible to participate in these classes.
- B. Group classes
 1. Produce of Dam — Two produce of any sex and age shall be shown with one handler per horse. Produce need not be owned by the owner of the dam, nor do the produce need to be owned by one person. Entry must include the name of the dam. More than one set of entries per dam may be entered in the same class. Emphasis shall be placed upon the reproductive likeness (but not color or pattern likeness), quality, and conformation. Dams must be registered or listed with the PtHA. Dams are not to be shown.
 2. Get of Sire — Two or three get of any sex and age shall be shown, with one handler per horse. Get need not be owned by the owner of the sire, nor do the get shown need to be owned by one person. Entry must include the name of the sire. More than one set of entries per sire may be entered in the same class. Emphasis shall be placed on reproductive likeness (but not color or pattern likeness), conformation, and quality. Sires must be registered or listed with the PtHA. Sires are not to be shown. Note: Breeding stock Pintos are eligible to participate in group classes (Get of Sire, Produce of Dam, etc.).
 3. Exhibitor's Pinto Group — Group of three Pintos of any age or sex all owned by the same exhibitor shall be shown. One handler per horse. Entry is to be made in the name of all three horses. Emphasis shall be placed on uniformity, quality, and conformation.
 4. Pinto Mare and Pinto Foal — Mare with foal of the current year shall be shown. Mare and foal do not have to be owned by the same person. One handler per horse. Entry is to be made by the owner of the mare and in the names of both mare and foal. Emphasis shall be placed upon quality and conformation. Mare and foal must be PtHA registered.

K. WESTERN PERFORMANCE CLASSES, HORSE, PONY

See General Show Rules, 11 & 12

K1. General Western Classes

- A. Entries may be judged for soundness and conformation before entering the arena. Any Pinto showing evidence of altered tail carriage may be penalized.
- B. If bridles are to be removed for bit checks, riders must be dismounted. It is the sole responsibility of the judge to check bits. He/she may, however, designate the ring steward to do so at the out gate.
- C. Except for hackamore/snaffle bit classes or junior horses shown with a hackamore or snaffle bit, only one hand may be used on reins, and hands must not be changed except to negotiate an obstacle in a Trail Horse class. When using romal, work hand is to be around reins. No finger between reins is allowed. When using split reins, the index finger only is permitted between reins. Rider may hold romal or end of split reins to keep them from swinging and to adjust the position of the reins provided it is held at least 16 inches from the reining hand.
- D. Spurs or romal shall not be used forward of the front cinch. While horse is in motion, rider's hands shall be clear of saddle except when necessary to use them to prevent a fall. Riders may be disqualified for not following a judge's instructions.
- E. A junior horse will be allowed to be ridden in performance using a bosal or snaffle bit in any class. A junior horse using a bosal or snaffle bit must be ridden two handed in any class. This includes mixed English or Western classes, all divisions (YA, AM, Pony). Refer to K5. for allowable equipment.
- F. A junior horse previously exhibited in a curb bit may return to a bosal or snaffle in another class.
- G. No more than eight horses may hand gallop at one time in any class, including Disciplined Rail classes.

K2. Western Attire

- A. Any tack and/or attire infraction is to be considered as a penalty, not a disqualification, unless specific class rules require a disqualification.
- B. Chaps, shotgun chaps, or chinks are optional unless prohibited by specific class rules (i.e. Bareback Equitation).
- C. Ties are optional in individual working classes.
- D. Jeans are appropriate attire.
- E. Exhibitors shall wear Western hat, long-sleeved shirt with collar, jeans or pants, and boots. Gloves and spurs are optional.

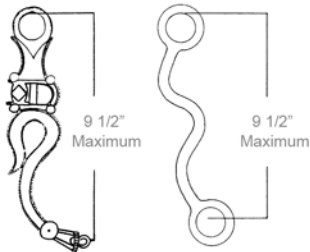
K3. Western Appointments

- A. Saddle — Entries shall be shown with a stock saddle, but silver equipment will not count over a good working outfit. Tapaderos are prohibited.
- B. The carrying of a lariat or riata, attached to fork of saddle is optional to the exhibitor.
- C. Bit / Bridle
 - 1. There shall be no discrimination against any standard bridle or standard Western bit.
 - a. A standard Western curb bit is defined as having a shank with a maximum length overall of 9-1/2 inches.
 - b. The mouthpiece of a curb bit will consist of a smooth metal bar with a minimum diameter of 5/16 inch. The port of a curb bit may be no higher than four (4) inches from the bottom of the bar to the top of the port.
 - c. Rollers contained within a legal port are acceptable.

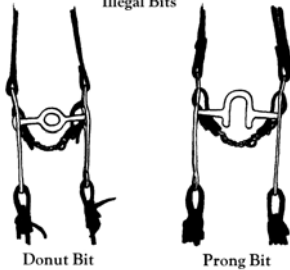
The actual roller may extend below the level of the bar. Nothing may be connected or protruding below the bar.

- d. Copper wrapped curb bits are acceptable.
- e. Any curb bit with sharp edges will be disqualified.
- f. Roping bits with both reins connected to a single rein at the center of the cross bar are prohibited.
- g. Reins must be attached to each shank.
- h. The judge may prohibit the use of any equipment he/she considers severe or inhumane.
- i. Curb chains may be used, but must be at least 1/2 inch in width and lie flat against the jaw.
- j. Pintos shall not be shown with artificial appliances that would tend to alter its performance.
- k. No wire or other metal or rawhide may be used in conjunction with, or as part of, the flat leather chin strap, which must be at least 1/2 inch in width. Round rolled, braided, or rawhide curb straps are prohibited. Refer to Section K5 for snaffle bit regulations.

*Correct method of measuring overall bit length.
A vertical line from the uppermost part of the headstall slot to the rein ring.*



Illegal Bits



Donut Bit

Prong Bit

Acceptable Curb Chains
1/2" Minimum Diameter



- D. Hackamore bits, mechanical hackamore, cavesson-type nosebands, martingales, tie-downs, and choke ropes are prohibited.
- E. Boots or bandages are prohibited in Western Pleasure and Trail classes. The use of shin and/or bell boots on the front legs and standard sliding or rundown boots on rear fetlocks is optional in individual working classes unless otherwise noted. In the event of injury the judge may permit a protective bandage.
- F. Junior Pintos, five (5) years and under, may be shown in a standard rawhide or leather braided hackamore (consisting of bosal, headstall, and reins) or ring snaffle in any class. Bosal must be a maximum of 3/4 inch in diameter. No iron is permitted under the jaw regardless of how padded or taped on the bosal portion of the hackamore. In no case does this refer to a so-called "mechanical hackamore". Absolutely no metal under the jaw or as part of the noseband is permitted in conjunction with the bosal.
- G. A judge does not have the authority to add to or remove any of the standard equipment as specified.

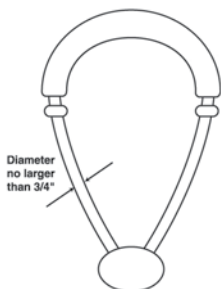
K4. Western Gaits

- A. In Western Pleasure, Trail, and Western Riding classes, all gaits should be smooth, relaxed, easy, and efficient. Stock and Hunter types will move with low strides, poll no lower than level with withers, with little flexion at the knees and hocks. Pleasure types will move with rounded, medium strides, flexed neck with poll higher than withers, and will display forward reach and flexion of the knees and hocks. Saddle types will move with more energy and a higher head carriage with marked flexion of the knees and hocks. In all cases, the animal should appear balanced and engage its hind legs. The Pinto should move out willingly while remaining balanced and able to stop and stand quietly. Faults would include rough gaits; excessive speed (taking into consideration the difference between types); working excessively on the forehand; inconsistent rhythm and breaking up the clean rhythm of the gait (shuffling or walking with back feet in the jog or four-beat lope).
 1. Walk: Free moving but unhurried four beat gait; rhythmical and flat-footed.
 2. Jog: Smooth, ground covering two beat gait, with a relaxed back, suspension, and rate that is normal for the conformation type of the entry.
 3. Lope: Rhythmical, smooth, unconstrained, with rate that is normal for the conformation type of the entry; elastic and balanced, with three clean beats.
 4. Extended gaits: Noticeable difference between the regular and extended gait; no loss of form or balance; excessive speed in any extended gait must be penalized; extensions are accomplished with a lengthening of stride and not just increased speed.

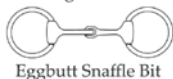
K5. Snaffle Bit Class

- A. Snaffle bit rules apply to all types (Stock, Hunter, Pleasure, Saddle) of Horses or Ponies when using snaffle bits.
 1. Pintos are not restricted as to type of equipment used while ridden in other classes.
 2. A Junior Horse or Pony, in Snaffle Bit classes, is to be ridden with two hands.
 3. Equipment for Pintos using snaffles or bosals in any class.
 - a. Entries are to be shown in standard, plain, or silver head stalls brow band, shaped ear, or split ear. Smooth snaffle bit with broken mouth-piece of con-

- ventional O-ring, egg butt, or D-ring style with ring no larger than four (4) inches and no smaller than two (2) inches. Snaffle bit to be measured, one inch (1") in from cheek, and must be a minimum of 5/16 inch in diameter with a gradual decrease to the center of the snaffle. Optional loose curb strap, of leather or nylon only. No twisted wire or copper-wrapped snaffle bits allowed. No twists or rolls in snaffle bit mouthpiece are allowed.
- b. Reins are to be attached above the curb strap.
 - c. Standard, leather or woven, split reins are mandatory.
 - d. Martingales, nose bands, or tie downs are prohibited.
 - e. A braided rawhide or leather bosal may be used in lieu of a snaffle bit, no larger than 3/4 inch diameter at the cheek; must be a minimum of a one-finger space, approximately 3/4 inch, between the bosal and nose; absolutely no metal under the jaw or in the noseband in connection with the bosal. The bosal should be properly fitted relative to size and conformation of the Pinto.
4. If classes are held exclusively for hackamore or snaffle bit Junior Horses or Ponies, two hands must be used.
 - a. The tails of the reins must be crossed on the opposite side of the neck when riding with two hands on split reins. The exhibitor's hands should be carried by the pommel and the reins bridged, so both reins are in each hand.
 5. A bosal may have a mecate (tie or lead rope).
 6. Classes limited to snaffle bit entries, ages five and under, may be held with ROM approval.




O-Ring Snaffle Bit



Eggbutt Snaffle Bit



D-Ring Snaffle Bit



A) *Not acceptable*: reins too tight - straight line from bit to hands - **should be severely penalized.**


B) *Acceptable*: **Should be rewarded** if head carriage is normal.

C) *Acceptable*: Proper Rein Position

D) *Not acceptable*: Head in improper position - **should be severely penalized.**



Acceptable Hand Positions



UNacceptable Hand Positions

K6. Western Pleasure

A. General

1. Pintos to be judged on performance, manners, conformation, suitability and appointments.
2. The Western Pleasure Horse or Pony should be a pleasure to ride and a free, natural mover.

B. Gaits

1. Entries to be shown at a walk, jog, and lope, both ways of the ring, on a reasonably loose rein, without undue restraint.
2. Judge may ask for an extension at any gait.
3. Special emphasis should be placed on the walk.
4. All entries being considered for an award are required to back in a straight line.
5. If a Horse or Pony is traveling properly in all three gaits, it should not be penalized for passing another entry.

C. Judging

1. The ideal pleasure entry should carry its head in a position that is normal for its type and no lower than level.
2. Reasonably loose reins with light contact should be maintained at all times.
3. All Pintos chosen for a workout must be worked both ways of the ring, at any gait requested by the judge.

D. Faults

1. Carrying the head in such a position that the point of the poll is lower than the withers, being flexed behind the vertical and moving exceptionally slowly at any gait are to be considered major faults.
2. Pintos that are considered by the judge as appearing lethargic, sullen, drawn, emaciated, or overly tired should not be considered for a placing.

K7. Reining

A. Pattern.

1. In an approved Reining class, any one (1) of the eleven (10) approved PtHA reining patterns may be used.
2. Patterns is to be selected by the judge of the class and used by all contestants in the class.
3. Each contestant will perform the required pattern individually and separately.
4. Barrels and chairs may not be used as markers in the pattern.

B. Additional Work.

1. A judge may require any contestant to repeat his/her performance of any or all of the various parts of the pattern.

C. Judging Emphasis.

1. To rein a horse is not only to guide it, but also to control its every movement.
2. The best reined horse should be willfully guided or controlled with little or no apparent resistance, and dictated to completely.
3. Any movement on the horse's own must be considered a lack of control;
4. All deviations from the exact written pattern must be considered a lack of or temporary loss of control and therefore faulted according to severity of deviation;
5. Credit will be given for smoothness, finesse, attitude, quickness, and authority in performing the various maneuvers while using controlled speed.

6. While the horse is in motion, the rider's hands shall be clear of the horse and saddle.

D. Scoring

1. Scoring will be on a basis of zero (0) to infinity, with seventy (70) denoting an average performance. Points will be added or subtracted from the maneuvers on the following basis, ranging from:
 - a. Excellent, +1 1/2
 - b. Very good, +1
 - c. Good, +1/2
 - d. Average, 0
 - e. Poor, -1/2
 - f. Very poor, -1
 - g. Extremely poor, -1 1/2
 - h. Neither a no score or a zero (0) are eligible to place in a go round or class.

E. No Score

1. The following will result in a no score:
 - a. Willful abuse of a Pinto while in arena and/or evidence that an act of abuse has occurred prior to or during the exhibition of a Pinto in competition;
 - b. Use of illegal equipment, including wire on bits, bosal or curb chains;
 - c. Use of illegal bits, bosals or curb chains;
 - d. Use of tack collars, tie downs or nose bands;
 - e. Use of whips or bats;
 - f. Failure to provide Pinto and equipment to the appropriate judge for inspection;
 - g. Disrespect or misconduct by the exhibitor.

F. Zero Score

1. Neither a No Score nor a zero (0) score are eligible to place in a go round or class.
2. A zero (0) may advance in multi-go event while a no score may not. The following will result in a zero (0) score:
 - a. More than index or first finger between reins.
 - b. Changing hands or use of two hands.
 - (1) Junior horses ridden two handed in a bosal or snaffle bit;
 - (2) A rider may untangle excess rein, where excess rein may prevent the rider from continuing the pattern, where said excess can be straightened without affecting the performance of the Pinto and at an appropriate time in the pattern.
 - c. Closed reins are not allowed except as standard romal reins.
 - d. Equipment failure that delays completion of pattern;
 - e. Failure to complete pattern as written.
 - f. The inclusion of maneuvers not specified, including but not limited to:
 - 1) Backing more than two (2) strides (Two strides meaning four steps with the front feet.)
 - 2) Turning more than ninety (90°) degrees.
 - g. Performing the maneuvers other than in specified order.
 - h. Balking or refusal of command.
 - i. Running away or failing to guide where it becomes impossible to discern whether the entry is on pattern.
 - j. Jogging in excess of one-half (1/2) circle or one-half

- (1/2) the length of the arena while starting a circle, circling or exiting a rollback.
 - k. Overspins of more than one fourth (1/4) turn.
 - l. Fall to the ground by Pinto or rider.
- G. Five Point Penalty
- 1. The following will result in a reduction of five (5) points:
 - a. Spurring in front of cinch;
 - b. Use of free hand to instill fear;
 - c. Holding saddle or touching horse with freehand;
 - d. Blatant disobedience including kicking, biting, bucking and rearing.
- H. Two Point Penalty.
- 1. The following will result in a reduction of two (2) points:
 - a. Failure to go beyond markers on stops or rollbacks;
 - b. Break of gait;
 - c. Freeze up in spins or rollbacks;
 - d. On walk in patterns, failure to stop or walk before executing a canter departure;
 - e. On run in patterns, failure to be in a canter prior to reaching the first marker;
 - f. If a Pinto does not completely pass the specified marker before initiating a stop position.
- I. Out-of-Lead
- 1. Starting circles of figure eights out-of-lead, delayed changes of lead or figure eights out-of-lead.
 - 2. Each time a Pinto is out-of-lead, a judge is required to penalize by one point.
 - 3. The penalty for being out-of-lead is accumulative, and the judge will add one penalty point for each one-fourth of the circumference of a circle or any part thereof that a Pinto is out-of-lead.
 - a. Delayed change of lead by one stride, 1/2 point;
 - b. From start to one fourth (1/4) circle, 1 point;
 - c. From start to one half (1/2) circle, 2 points;
 - d. From start to three fourth (3/4) circle, 3 points;
 - e. For the complete circle, 4 points;
- J. Other Penalty
- 1. Starting circle at a jog or exiting roll backs at a jogup to two strides, one-half (1/2) point.
 - 2. Jogging beyond two strides, but less than one-half circle or one-half the length of the arena, 2 points;
 - 3. Over or under spinning up to one-eighth of a turn, one-half (1/2) point.
 - 4. Over or under spinning from one-eighth to one- fourth (1/4) of a turn, 1 point;
 - 5. Failure to remain a minimum of twenty (20') feet from the wall or fence when approaching a stop and/or rollback, one-half (1/2) point.
- K. Failure to change lead penalty - Where a change of lead is specified immediately prior to a run to the end of the pen:
- 1. Failure to change leads by one stride, 1/2 point.
 - 2. Failure to change leads beyond one stride, but where lead change is completed prior to next maneuver, 1 point.
 - 3. Lead is not changed prior to the next maneuver, 2 points.
 - 4. In patterns requiring a run-around, failure to be on the correct lead when rounding the end of the arena, 1 point.
 - 5. Failure to be on the correct lead prior to the center point of the arena, two (2) points.
- L. Faults Against Horse. Faults against the horse, to be scored

accordingly, but not to cause disqualification:

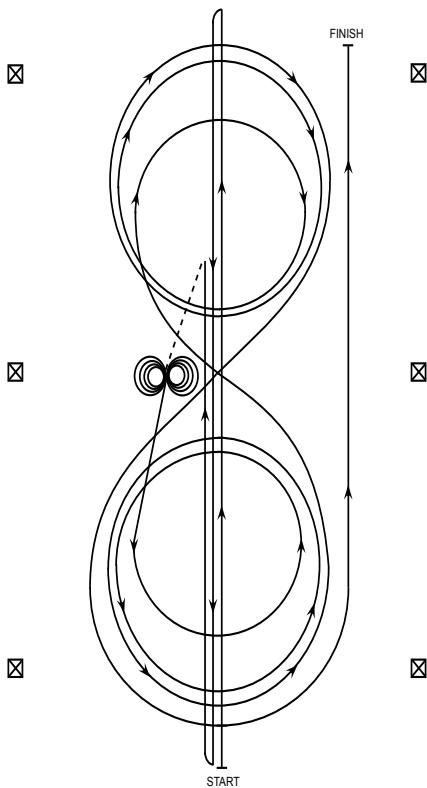
1. Opening of the mouth excessively, when wearing a bit.
2. Excessive jawing, open mouth, or head raising on the stop.
3. Lack of a smooth, straight stop on the haunches, bouncing, sideways stop.
4. Refusing to change leads.
5. Anticipating signals.
6. Stumbling.
7. Wringing the tail.
8. Backing sideways.
9. Knocking over markers.

M. Faults Against Rider. Faults against the rider, to be scored accordingly, but not to cause disqualification:

1. Losing a stirrup;
2. Any unnecessary aid given by the rider (such as Unnecessary talking, petting, spurring, quirting, or jerking of the reins);
3. In all Reining patterns, failure to run circles or figure eights within the markers is not considered a fault depending on arena conditions, as to size, however, failure to go beyond the markers on rollbacks and stops is considered a fault.

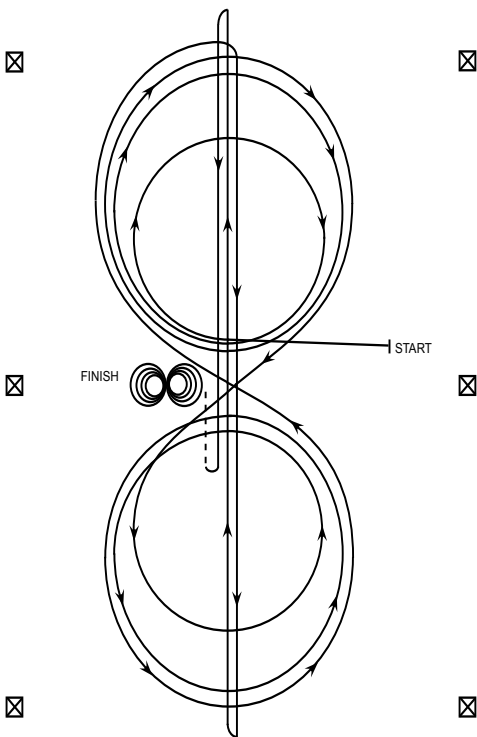
The 2005 National Reining Horse Association Handbook rules and regulations regarding the showing and judging of reining horses and the NRHA patterns for competition have been used with the expressed permission of the NRHA.

©NRHA



REINING PATTERN NUMBER 1

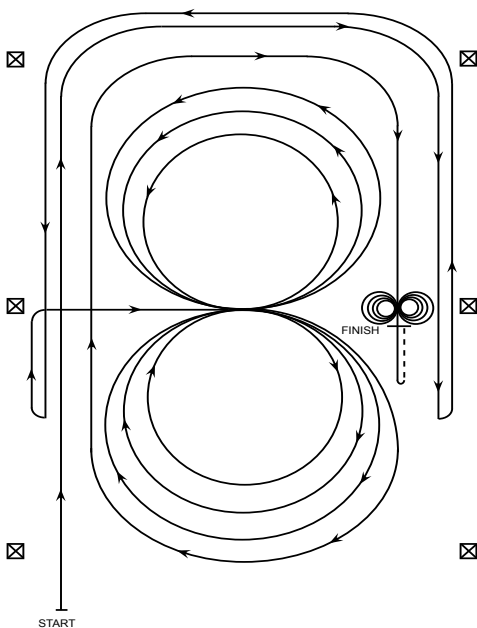
1. Run at speed to the far end of the arena past the end marker and do a left rollback - no hesitation.
2. Run to the opposite end of the arena past the end marker and do a right rollback - no hesitation.
3. Run past the center marker and do a sliding stop. Back up to center of the arena or at least ten feet. Hesitate.
4. Complete four spins to the right.
5. Complete four and one-quarter spins to the left so that horse is facing left wall or fence. Hesitate.
6. Beginning on the left lead, complete three circles to the left: the first circle large and fast, the second circle small and slow, the third circle large and fast. Change leads at the center of the arena.
7. Complete three circles to the right: the first circle large and fast, the second circle small and slow; the third circle large and fast. Change leads at the center of the arena.
8. Begin a large fast circle to the left but do not close this circle. Run straight up the right side of the arena past the center marker and do a sliding stop at least twenty feet from wall or fence. Hesitate to demonstrate the completion of the pattern.



REINING PATTERN NUMBER 2

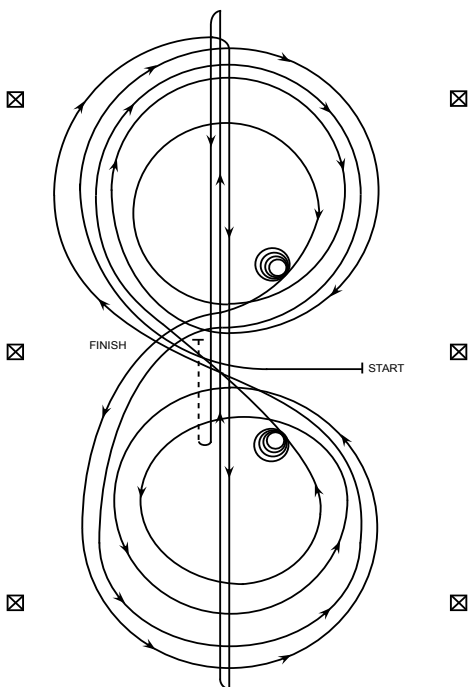
Begin at the center of the arena facing the left wall or fence.

1. Beginning on the right lead, complete three (3) circles to the right: the first circle small and slow, the next two (2) circles large and fast. Change leads at the center of the arena.
2. Complete three (3) circles to the left: the first circle small and slow; the next two (2) circles large and fast. Change leads at the center of the arena.
3. Continue around previous circle to the right. At the top of the circle, run down the middle to the far end of the arena past the end marker and do a right rollback - no hesitation.
4. Run up the middle to the opposite end of the arena past the end marker and do a left rollback - no hesitation.
5. Run past the center marker and do a sliding stop. Back up to the center of the arena or at least ten (10) feet. Hesitate.
6. Complete four (4) spins to the right.
7. Complete four (4) spins to the left. Hesitate to demonstrate the completion of the pattern.



REINING PATTERN NUMBER 3

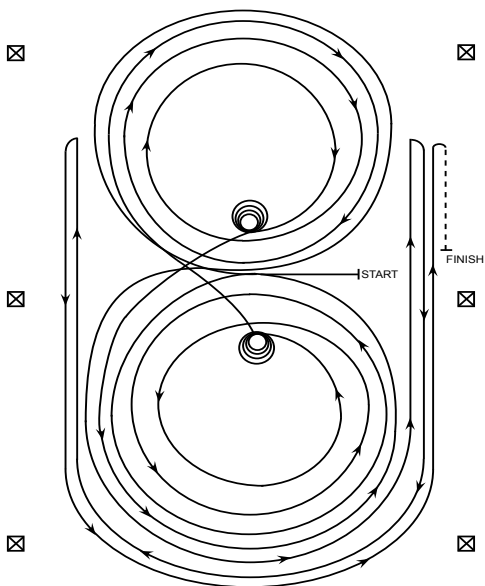
1. Beginning, and staying at least twenty feet (20) from the walls or fence, lope straight up the left side of the arena, circle the top end of the arena, run straight down the opposite or right side of the arena past the center marker and do a left rollback - no hesitation.
2. Continue straight up the right side of the arena staying at least twenty feet (20) from the walls or fence, circle back around the top of the arena, run straight down the left side of the arena past the center marker and do a right rollback - no hesitation.
3. Continue up the left side of the arena to the center marker. At the center marker, the horse should be on the right lead. Guide the horse to the center of the arena on the right lead and complete three (3) circles to the right: the first two (2) circles large and fast, the third circle small and slow. Change leads at the center of the arena.
4. Complete three (3) circles to the left: the first two (2) circles large and fast; the third circle small and slow. Change leads in the center of the arena.
5. Begin a large fast circle to the right but do not close this circle. Continue up the left side of the arena staying at least twenty feet (20) from the walls or fence, circle the top of the arena, run straight down the opposite or right side of the arena past the center marker and do a sliding stop. Back up at least ten (10) feet. Hesitate.
6. Complete four (4) spins to the right.
7. Complete four (4) spins to the left. Hesitate to demonstrate completion of the pattern.



REINING PATTERN NUMBER 4

Beginning at the center of the arena facing the left wall or fence.

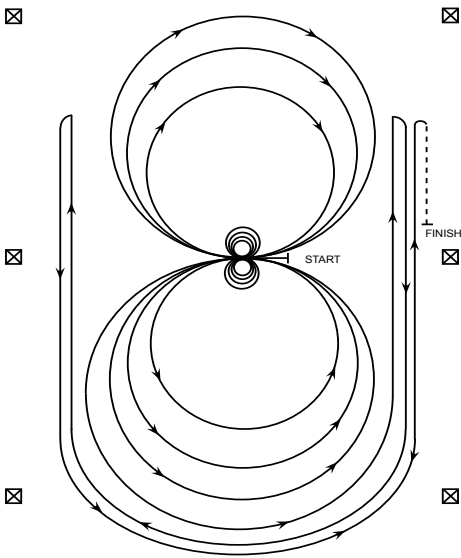
1. Beginning on the right lead, complete three (3) circles to the right: the first two (2) circles large and fast; the third circle small and slow. Stop at the center of the arena.
2. Complete four (4) spins to the right. Hesitate.
3. Beginning on the left lead, complete three (3) circles to the left: the first two (2) circles large and fast; the third circle small and slow. Stop at the center of the arena.
4. Complete four (4) spins to the left. Hesitate.
5. Beginning on the right lead, run a large fast circle to the right, change leads at the center of the arena, run a large fast circle to the left, and change leads at the center of the arena. (Figure 8)
6. Continue around previous circle to the right. At the top of the circle, run down the middle to the far end of the arena past the end marker and do a right rollback - no hesitation.
7. Run up the middle to the opposite end of the arena past the end marker and do a left rollback - no hesitation.
8. Run past the center marker and do a sliding stop. Back up to the center of the arena or at least ten (10) feet.
9. Hesitate to demonstrate completion of the pattern.



REINING PATTERN NUMBER 5

Beginning at the center of the arena facing the left wall or fence.

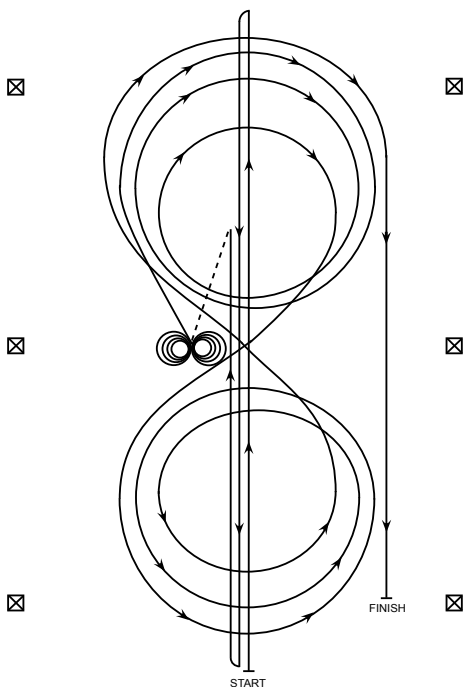
1. Beginning on the left lead, complete three (3) circles to the left: the first two (2) circles large and fast, the third circle small and slow. Stop at the center the arena.
2. Complete four (4) spins to the left. Hesitate.
3. Beginning on the right lead, complete three (3) circles to the right: the first two (2) circles large and fast, the third circle small and slow. Stop at the center the arena.
4. Complete four (4) spins to the right. Hesitate.
5. Beginning on the left lead, run a large fast circle to the left, change leads at the center of the arena, run a large fast circle to the right, and change leads at the center of the arena. (Figure 8)
6. Continue around previous circle to the left but do not close this circle. Run up the right side of the arena past the center marker and do a right rollback at least twenty feet (20) from the wall or fence - no hesitation.
7. Continue around previous circle but do not close this circle. Run up the left side of the arena past the center marker and do a left rollback at least twenty feet from the wall or fence - no hesitation.
8. Continue back around previous circle but do not close this circle. Run up the right side of the arena past the center marker and do a sliding stop at least twenty feet (20) from the wall or fence. Back up at least ten (10) feet.
9. Hesitate to demonstrate completion of the pattern.



REINING PATTERN NUMBER 6

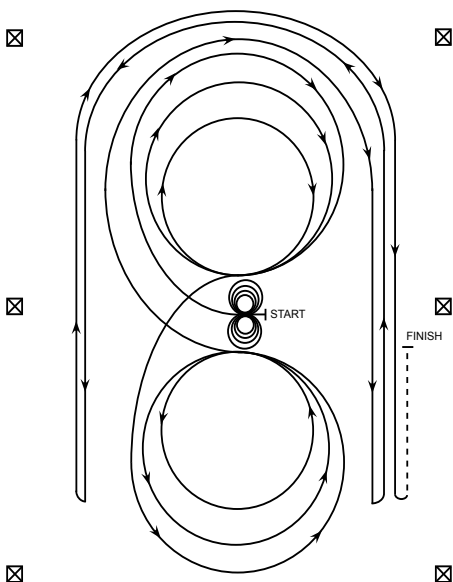
Beginning at the center of the arena facing the left wall or fence.

1. Complete four (4) spins to the right.
2. Complete four (4) spins to the left. Hesitate.
3. Beginning on the left lead, complete three (3) circles to the left: the first two (2) circles large and fast, the third circle small and slow. Change leads at the center of the arena.
4. Complete three (3) circles to the right: the first two (2) circles large and fast, the third circle small and slow. Change leads at the center of the arena.
5. Begin a large fast circle to the left but do not close this circle. Run up the right side of the arena past the center marker and do a right rollback at least twenty feet (20) from the wall or fence - no hesitation.
6. Continue back around previous circle but do not close this circle. Run up the left side of the arena past the center marker and do a left rollback at least twenty feet (20) from the wall or fence - no hesitation.
7. Continue back around previous circle but do not close this circle. Run up the right side of the arena past the center marker and do a sliding stop at least twenty feet (20) from the wall or fence. Back up at least ten (10) feet.
8. Hesitate to demonstrate the completion of the pattern.



REINING PATTERN NUMBER 7

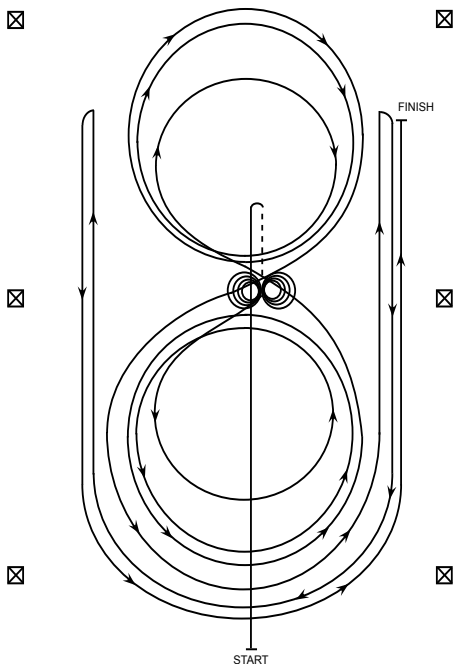
1. Run at speed to the far end of the arena past the end marker and do a left rollback - no hesitation.
2. Run to the opposite end of the arena past the end marker and do a right rollback - no hesitation.
3. Run past the center marker and do a sliding stop. Back up to the center of the arena or at least ten (10) feet. Hesitate.
4. Complete four (4) spins to the right.
5. Complete four and one-quarter (4-1/4) spins to the left so that horse is facing left wall or fence. Hesitate.
6. Beginning on the right lead, complete three (3) circles to the right: the first two (2) circles large fast, the third circle small and slow. Change leads at the center of the arena.
7. Complete three (3) circles to the left: the first two (2) circles large fast, the third circle small and slow. Change leads at the center of the arena.
8. Begin a large fast circle to the right but do not close this circle. Run straight down the right side of the arena past the center marker and do a sliding stop at least twenty feet (20) from the wall or fence.
9. Hesitate to demonstrate completion of the pattern.



REINING PATTERN NUMBER 8

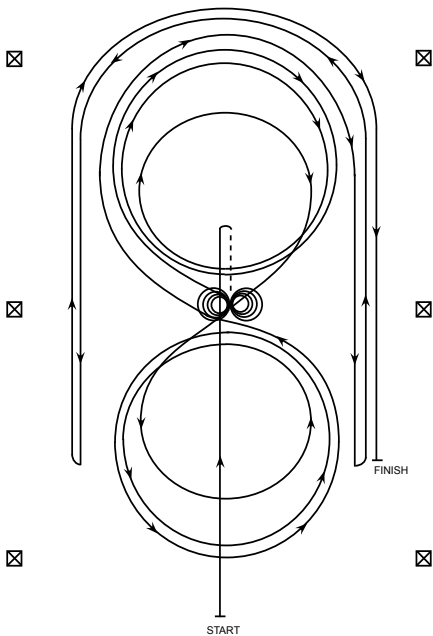
Beginning at the center of arena facing the left wall or fence.

1. Complete four (4) spins to the left.
2. Complete four (4) spins to the right. Hesitate.
3. Beginning on the right lead, complete three (3) circles to the right: the first circle large and fast, the second circle small and slo, the third circle large and fast. Change leads at the center of the arena.
4. Complete three (3) circles to the left: the first circle large and fast, the second circle small and slow, the third circle large and fast. Change leads at the center of the arena.
5. Begin a large fast circle to the right but do not close this circle. Run straight down the right side of the arena past the center marker and do a left rollback at least twenty feet (20) from the wall or fence - no hesitation.
6. Continue back around the previous circle but do not close this circle. Run down the left side of the arena past the center marker and do a right rollback at least twenty feet (20) from the wall or fence - no hesitation.
7. Continue back around the previous circle but do not close this circle. Run down the right side of the arena past the center marker and do a sliding stop at least twenty feet (20) from the wall or fence. Back up at least ten (10) feet.
8. Hesitate to demonstrate completion of the pattern.



REINING PATTERN NUMBER 9

1. Run past the center marker and do a sliding stop. Back up to the center of the arena or at least ten (10) feet. Hesitate.
2. Complete four (4) spins to the right.
3. Complete four and one-quarter (4-1/4) spins to the left so that horse is facing the left wall or fence. Hesitate.
4. Beginning on the left lead, complete three (3) circles to the left: the first circle small and slow, the next two (2) circles large and fast. Change leads at the center of the arena.
5. Complete three (3) circles to the right: the first circle small and slow, the next two (2) circles large and fast. Change leads at the center of the arena.
6. Begin a large fast circle to the left but do not close this circle. Run up the right side of the arena past the center marker and do a right rollback at least twenty feet (20) from the wall or fence - no hesitation.
7. Continue back around the previous circle but do not close this circle. Run up the left side of the arena past the center marker and do a left rollback at least twenty feet (20) from the wall or fence - no hesitation.
8. Continue back around previous circle but do not close this circle. Run up right side of the arena past the center marker and do a sliding stop at least twenty feet (20) from the wall or fence.
9. Hesitate to demonstrate completion of the pattern.



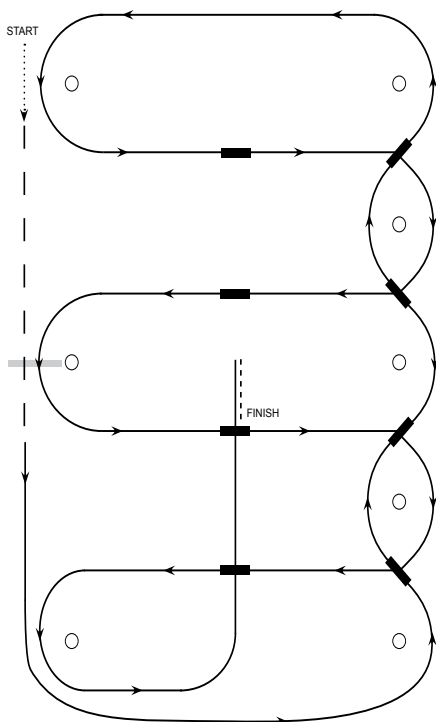
REINING PATTERN NUMBER 10

1. Run past the center marker and do a sliding stop. Back up to the center of the arena or at least ten (10). Hesitate.
2. Complete four (4) spins to the right.
3. Complete four and one-quarter (4-1/4) spins to the left so that the horse is facing the left wall or fence. Hesitate.
4. Beginning on the right lead, complete three (3) circles to the right: the first two (2) circle large and fast, the third circle small and slow. Change leads at the center of the arena.
5. Complete three (3) circles to the left: the first circle small and slow, the next two (2) circles large and fast. Change leads at the center of the arena.
6. Begin a large fast circle to the right but do not close this circle. Run down the right side of the arena past the marker and do a left roll back at least twenty feet (20) from the wall or fence - no hesitation.
7. Continue back around the previous circle but do not close this circle. Run down the left side of the arena past the center and do a right roll back at least twenty feet (20) from the wall or fence - no hesitation.
8. Continue back around previous circle but do not close this circle. Run down the right side of the arena past center marker and do a sliding stop at least twenty feet (20) from the wall or fence.
9. Hesitate to demonstrate completion of pattern.

K8. Western Riding

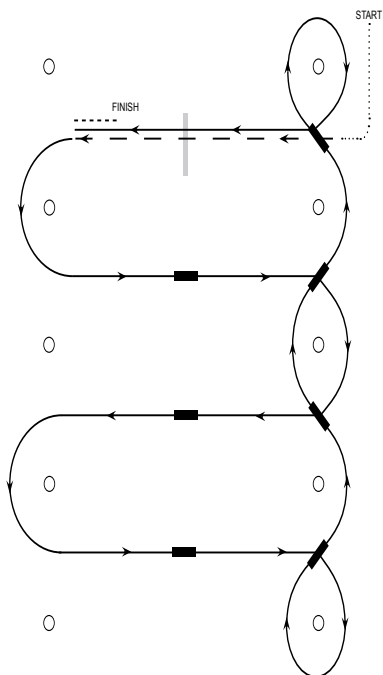
- A. Western Riding is an event where the Pinto is judged on quality of gaits, lead changes at the lope, response to the rider, manners, and disposition. The Pinto should perform with reasonable speed, and be sensible, well-mannered, free and easy moving.
- B. Credit shall be given for an emphasis placed on smoothness, even cadence of gaits (i.e., starting and finishing the pattern with the same cadence), and the horses ability to change lead precisely, easily, and simultaneously both hind and front at the center point between markers. The horse should have a relaxed head carriage showing response to the riders hands, with a moderate flexion at the poll. Horses may be ridden with light contact or on reasonably loose rein. The horse should cross the log both at the jog and the lope without breaking gait or radically changing stride.
- C. The judge will select one of the four patterns to be performed. The judge is responsible for the pattern being correctly set.
- D. For the pattern: 1. The small circles represent markers (cones are recommended). These should be separated by a uniform measured distance of not less than thirty nor more than fifty feet on the side with five markers (see diagram). In Pattern 1, the three markers on the opposite side should be set adjacent to the appropriate markers. It is recommended that markers be set a minimum of 15 feet from the fence and with 50 to 80 foot width in the pattern, as the arena permits.
2. The rectangle represents an obstacle (one small log, minimum of 8 feet long recommended) just high enough to break the horse's stride.
3. The long serpentine line indicates the direction to travel and the gaits at which the horse is to move. The dotted line (...) indicates walk. The dash line (- - -) jog, and the solid line (_____) lope. The recommended lead changing point is equal to 1/2 stride length before or after the center point between the markers. The recommended lead changing point is shaded in all pattern diagrams.
- E. Scoring will be on a basis of 0 to 100, with 70 denoting an average performance.
1. Scoring guidelines to be considered: points will be added or subtracted from the maneuvers on the following basis, ranging from + 1 1/2 point to - 1 1/2 point: +1 1/2 excellent; +1 very good; + 1/2 good; 0 average; 1/2 poor; - 1 very poor; - 1 1/2 extremely poor.
- F. An exhibitor will be penalized:
1. Five (5) points
- a. Failure to change leads (including cross- cantering) (Note: failures to change, including cross- cantering, at two consecutive change areas would result in ten (10) penalty points.)
- b. Blatant disobedience such as kicking out, biting, bucking, rearing c. Use of free hand to instill fear or praise.
2. Three (3) points
- a. Not performing the specific gait (jog or lope) or not stopping when called for in the pattern, within 10 feet of the designated area
- b. Breaking gait at lope
- c. Simple lead change

- d. Out of lead prior to the designated change from the cone to the previous change area or out of lead after the designated change from the cone to the next designated change area.
 - e. Additional lead changes anywhere in pattern (except when correcting an extra change or incorrect lead).
 - f. In patterns one and three, failure to start the lope within 30 feet after crossing the log at the jog.
 - g. Break of gait at walk or jog for two or more strides.
3. One (1) point:
- a. Break of gait at walk or jog up to two strides.
 - b. Hitting or rolling log.
 - c. Out of lead for more than one stride to the cone.
 - d. Splitting the log (log between the two front or two hind feet) at a lope.
4. On-half (1/2) point:
- a. Tick or light touch of log.
 - b. Hind legs skipping or coming together during lead change.
 - c. Out of lead from 1/2 to 1 stride.
5. Disqualified - Zero (0) score (cannot place)
- a. Fall to ground by Pinto or exhibitor.
 - b. Illegal equipment.
 - c. Willful abuse.
 - d. Off course - which includes an incomplete pattern, incorrect order of maneuvers or passing on wrong side of marker.
 - e. Knocking over markers.
 - f. Completely missing log.
 - g. Major refusal - stop and back 2 strides or 4 steps with front legs.
 - h. Major disobedience - rearing, schooling.
 - i. Failure to start lope prior to end cone in pattern #1.
 - j. Performance of four (4) or more simple lead changes and/or failures to change leads.
 - k. Overturns of more than 1/4 turn.
6. The following characteristics are considered as faults and should be judged accordingly:
- a. Opening mouth excessively or raising head on maneuvers.
 - b. Anticipating signals or early lead changes.
 - c. Stumbling.
 - d. Losing stirrup or holding on.
 - e. Any unnecessary aid given by the exhibitor, such as; unnecessary talking, petting, spurring, quiring or jerking of the reins.
7. Credits:
- a. Change of leads, hind and front simultaneously.
 - b. Changes at designated point.
 - c. Accurate and smooth pattern.
 - d. Even pace throughout.
 - e. Easy to guide and control with rein and leg.
 - f. Manners and disposition.
 - g. Conformation and fitness.



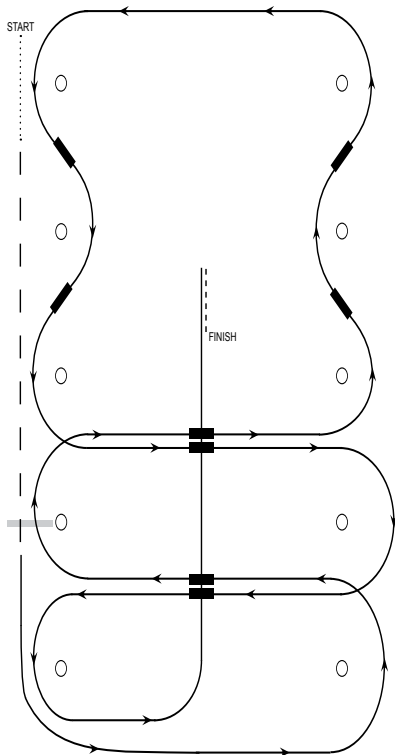
WESTERN RIDING PATTERN 1

1. Walk and jog over log
2. Transition to left and lope around end
3. First line change
4. Second line change
5. Third line change
6. Fourth line change and lope around the end of arena
7. First crossing change
8. Second crossing change
9. Lope over log
10. Third crossing change
11. Fourth crossing change
12. Lope up the center, stop and back



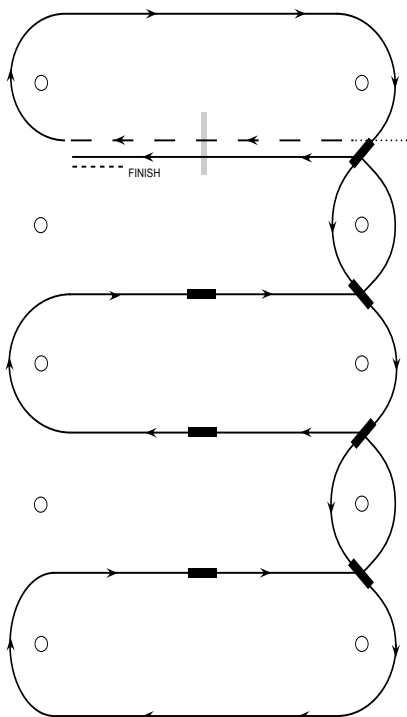
WESTERN RIDING PATTERN 2

1. Walk, transition to jog, jog over log
2. Transition to left lead lope
3. First crossing change
4. Second crossing change
5. Third crossing change
6. Circle and first line change
7. Second line change
8. Third line change
9. Fourth line change and circle
10. Lope over log
11. Lope, stop and back



WESTERN RIDING PATTERN 3

1. Walk, transition to jog, jog over log
2. Transition to left lead lope
3. First crossing change
4. Lope over log.
5. Second crossing change
6. First line change
7. Second line change
8. Third line change
9. Fourth line change
10. Third crossing change
11. Fourth crossing change
12. Lope up the center, stop & back



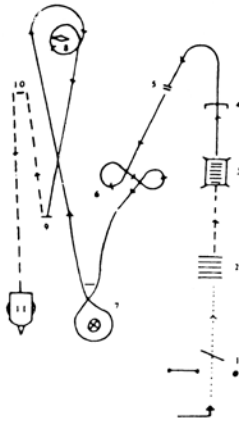
WESTERN RIDING PATTERN 4

1. Walk, transition to jog, jog over log
2. Transition to right lead lope
3. First line change
4. Second line change
5. Third line change
6. Fourth line change
7. First crossing change
8. Second crossing change
9. Third crossing change
10. Lope over log
11. Lope, stop & back

K9. Ranch Horse

- A. Pintos are to be shown over a prescribed course in which entries must work a gate, walk over logs, pass over a bridge, jump a 12" jump, show speed in reining, work rope from full breakaway, complete a sliding stop, and load in and out of a parked trailer.
- B. To be judged on performance, manners, conformation, and appointments.
- C. Entries going off pattern will be disqualified.

PIHA RANCH HORSE PATTERN



1. On entering the arena, the exhibitor opens, passes through, and closes the gate.
2. Walks over logs.
3. Trots to and walks over bridge.
4. Lopes to and over twelve (12") jump.
5. Stops, takes down coiled rope.
6. Lopes with speed a tight and fast figure eight.
7. Lopes in and around log and barrel.
8. Makes two (2) fast turns around barrel, coming out in a full breakaway.
9. & 10. Comes to a sliding stop as coiled rope is pitched out and Horse or Pony works rope as exhibitor dismounts. Exhibitor then remounts and walks to trailer.
11. Exhibitor dismounts and loads Pinto in and out of parked trailer.

K10. Western Trail See Rule L

K11. Western Disciplined Rail - Horse Or Pony

A. General

1. This class is to show the ability of a highly trained Western Horse or Pony. Appointments shall follow those of pleasure classes.
2. Judge shall work the Pintos adequately but must not overwork the entries. This is not a game or a fault and out class, and shall not be judged on an elimination basis. Final judging shall be on the basis of the best overall disciplined rail performance. At all times, the safety of the Horses or Ponies and exhibitors to be the first concern.
3. Disciplined Rail classes must be restricted to either Western or English equipment. No points will be awarded to mixed seat classes.

B. Disciplined Rail Horse, Pony Performance

1. The class routine shall be to perform work on the rail, and may include, but is not limited to:
 - a. A short walk, jog or slow lope.
 - b. A hand gallop (no more than eight horses at a time, twice around the ring).
 - c. Flying changes of lead each way of the ring.
 - d. Starting into a lope from a halt.
 - e. Sliding stop.
 - f. Starting and traveling on the incorrect lead.
 - g. Side pass both left and right (once each way).
 - h. Turn on forehand and turn on hind quarter (once each way).
 - i. Dismount and mount from either side.
 - j. Stand quietly.
 - k. Judge may ask for additional safe work.
2. To be judged on performance, manners and conformation.

K12. Western Ideal Pinto – Horse, Pony

A. General

1. The Ideal Pinto Class is a performance event which is unique to the Pinto breed. This class displays the balance required of a pleasure horse or pony which also exhibits good conformation and exceptional markings.
2. Classes may be combined by type (i.e. Ideal Pinto Western, All Types)
3. Animals to be stripped and judged on conformation and markings after the under saddle work. Two attendants per Pinto are permitted in the ring for stripping and grooming. Wheel barrows, carts or any type of mechanical apparatus is prohibited in the ring.

B. Ideal Pinto Horse or Pony Class Performance

1. To be shown at a walk, jog, and lope, both ways of the ring on a reasonably loose rein, without undue restraint.
2. Animals are required to back.
3. Extended trot maybe required.
4. Time limit for grooming/stripping is two (2) minutes.
5. To be judged 50% on performance and manners, 25% on conformation, and 25% on Pinto markings.

L. TRAIL AND TRAIL-IN-HAND – HORSE, PONY, MINIATURE

L1. Obstacles

- A. Tests which may be required: negotiating a gate, carrying objects from one part of the arena to another, riding through water, over logs or simulated brush, riding down into and up out

of a ditch without lunging or jumping, crossing a bridge, backing through obstacles, side passing, mounting and dismounting from either side (note: Dismounted maneuvers are extremely time-consuming and often triple the length of time necessary to get an entry over the course, particularly in classes with a large number of entries), and performing over any reasonable conditions encountered along the trail. Obstacles such as fire extinguishers, any objects floating in water, any live animals or unsafe element or any obstacle that performs unequally for each horse are to be avoided. These are of no benefit and actually increase the burden on those who must judge

B. The course is to include a minimum of six obstacles and a maximum of eight obstacles. Care in preparing the course should be exercised to prevent direct advantage to either a small or large Pinto. Ingenuity in adapting and combining various obstacles will lend itself to creating courses pleasing to both exhibitors and judges. To include a jog and a lope of suitable duration to determine the way of going. Management is encouraged to design courses that can be negotiated in 90 seconds.

C. Mandatory obstacle dimensions Trail and Trail-in-Hand Classes:

	Miniature	Pony	Horse
1. Walk overs Minimum width	18-20"	20-24"	20-24"
Multiple pole Minimum width	20"	20"	20"
Single poles Maximum height	8"	12"	12"
Multiple poles Maximum height	6"	10"	10"
Rolling Polls are Prohibited			
2. Jog overs Minimum	30"	36"	36"
Raised Maximum height	6"	10"	10"
3. Jog arounds or serpentine	6' min - 8' max	6' min - 8' max	6' min - 8' max
4. Back thru or arounds			
On ground Minimum width	24"	28"	28"
Elevated Minimum width	28"	30"	30"
Barrels Minimum width	30"	32"	32"
5. Side pass Minimum width	24"	24"	24"
Raised Minimum height	24"	24"	24"
6. Circle turn around Minimum	22"	30"	30"
7. Cavaletti	Jog overs 3' to 3'6" apart (space is measured between poles)		
	Lope overs 6' to 7' apart (7' is preferable for most horses)		
	Jog overs Raised Maximum heights 10"		
	Lope overs Raised Maximum heights 10"		
8. Jumps	Mounted Maximum height: 24"		
	Lead over Maximum height: 18" Horse only		
	Maximum height: 12" Horse & Handler		
	Mounted Minimum width between standards 4'		
	Combinations 12' for one stride		
	6' for no stride		
	Lead over Minimum width between standards 3'		
	Lead over Multiple jumps		
	Maximum height 12"		
	Box and L-jumps Poles must be at least 12' long		
9. Tires	If there is a space between tires, it should be equal to the outside diameter of the tire.		
10. Serpentine Jog arounds	Pylons 6' minimum to 8' maximum apart (base to base)		
	Guardrails 3' to either side of pylons.		

Walk arounds
Guardrails

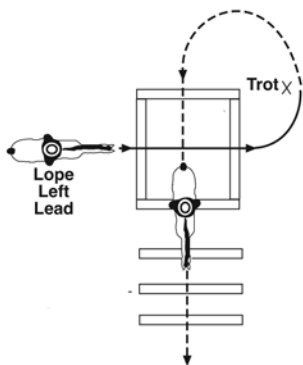
Pylons 3' apart (base to base) minimum.
6' to 8' to either side of the pylons.
If tall standards are used, dimensions
may be looser.

11. Gate Approximately 60" high with latch available at that height.

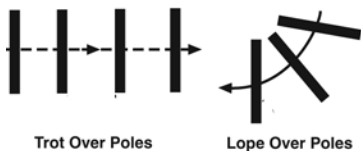
12. Any other maneuvers Calculate the wheel base of a horse as five feet (5') from front hooves to back hooves.

D. Obstacles

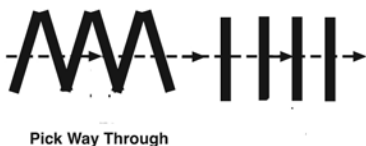
1. Measurements to be taken with accurate measuring device, i.e. measuring tape, ruler, or yard stick.
2. Measurements to be taken from the inside width of poles or obstacles.



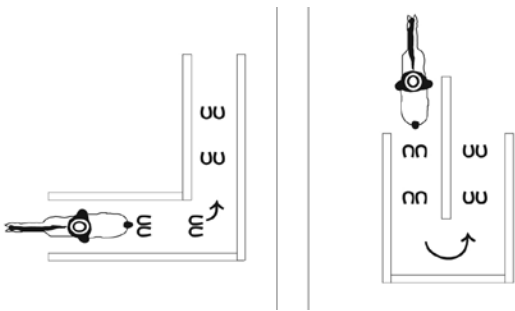
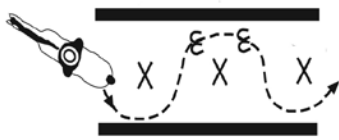
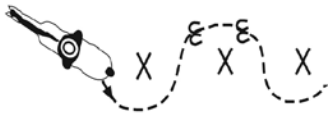
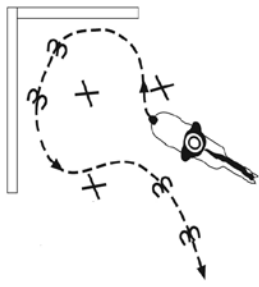
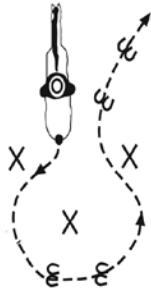
Widths may be doubled or tripled to allow for more than one stride between poles.



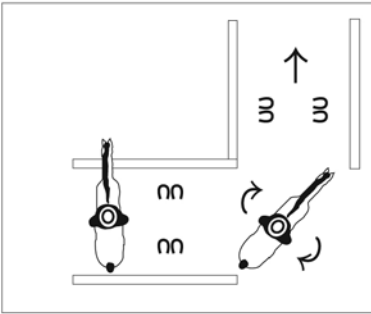
Trot overs, lope over



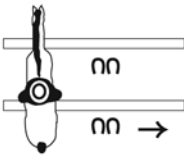
Walk overs



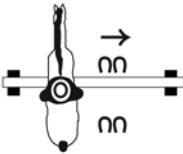
Back-ups



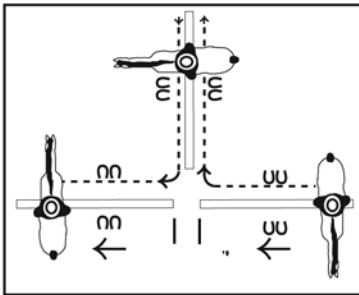
(Sidepass right, turn right, sidepass left.)



Front feet inside or back feet inside.



Raised object



L2. Judging, Trail & Trail-In-Hand

- A. Trail entries are required to work over and through obstacles. Failure to attempt to negotiate obstacles in prescribed order will result in disqualification.
- B. Pintos are to be penalized but not disqualified for any unnecessary delay while approaching an obstacle. Judges are encouraged to advance on to the next obstacle any entry taking excessive time at an obstacle. A time limit may not be placed on the course as a whole or individual obstacles. While the Pinto is on course, the exhibitor's hands shall be clear of the horse or pony to avoid cueing.
- C. Entries will be evaluated on responsiveness, willingness, and general attitude. Entries should demonstrate the control, flexibility, and calmness (sensibility) of the ideal Trail Horse, Pony,

Miniature.

- D. Entries are to be shown over and through obstacles at a walk, jog, and lope on a reasonably loose rein without undue restraint.
- E. Pintos are to be judged on performance and way of going with emphasis on manners, suitability, and appointments.
- F. Trail course must be posted at least one hour prior to class at the regular show.
- G. Off course is a disqualification and is defined as:
 - 1. Taking an obstacle in the wrong direction.
 - 2. Negotiating an obstacle from the wrong side.
 - 3. Skipping an obstacle unless directed by the judge.
 - 4. Negotiating obstacles in wrong sequence.
 - 5. Not following the correct line of travel.
 - 6. Back through or around obstacles.

L3. Pony Or Miniature Trail-In-Hand

A. General

- 1. Pony or Miniature to be shown in a halter with appropriate lead. Halters with bits are permissible. Chain on the lead is permitted under the chin of the animal. Exhibitor must maneuver the Pinto using the lead shank of halter only. Pinto may not be touched by the exhibitor unless the judge or course designer instructs or if side passing is required. Whips or crops are prohibited. Exhibitor may be requested to lead from either side. An exhibitor may show more than one entry in this class. Tying up of long tails is permissible in this class.
- 2. In Miniature Trail-In-Hand, baiting to encourage an animal to perform one of the obstacles is not allowed. Any baiting in such class shall result in a disqualification.

B. Course

- 1. Trail-In-Hand animals are required to work over, under and through obstacles. Failure to attempt to negotiate obstacles in prescribed order will result in disqualification.
- 2. Obstacles should simulate conditions normally encountered at the ranch, shows, open trails, or parades. Unnatural or "horror" obstacles should be avoided.
- 3. Course to include a minimum of six and maximum of ten obstacles, with a minimum of one obstacle from three different categories listed below.
- 4. Course designer must keep in mind both the size of the Pintos as well as their safety. Care in preparing the course should be exercised to prevent direct advantage to either a small or large animal. Ingenuity in adapting and combining various obstacles will lend itself to courses pleasing to both exhibitors and judges. To include a walk and jog of suitable duration to determine the way of going. Lope or canter may also be included in Miniature classes, but are not allowed in Pony classes.
- 5. Speed is not to be used to determine placing, though excessive delay while approaching obstacle is to be penalized. Judges are encouraged to advance on to next obstacle any entry taking excessive time at an obstacle. A time limit may not be placed on the course as a whole or individual obstacles.
- 6. Entries will be evaluated on responsiveness, willingness, and general attitude. Entries should demonstrate the control, calmness, and sensible attitude of the ideal Trail Miniature or Pony.

7. All poles used on course raised off the ground shall be made of PVC pipe with a minimum diameter of 2".
8. The Judge and Course Designer shall walk the course with the Exhibitors.

C. Categories Of Suggested Obstacles

1. Overs:
 - a. Bridge.
 - b. Tarp.
 - c. Water.
 - d. Single horizontal pole with maximum height of 8".
 - e. Deflated inner tubes (May choose to step on or in).
 - f. Multiple walk-over poles with 6" maximum individual heights.
2. Unders:
 - a. Clothesline with clothes hanging up.
 - b. Light pole suspended at a minimum height of four inches above the back of the tallest Pony or Miniature.
 - c. Canopy
3. Back throughs:
 - a. Backing through an L.
 - b. Back around a barrel, a pair of barrels or other visible obstacle.
4. Serpentine:
 - a. Proceed at requested gait, through a pattern such as in and about of a series of poles or pylons. Any gait may be requested.
5. Jumps:
 - a. Individual jump not exceeding 18" if animal only is to go over. Exhibitor goes around jump.
 - b. Multiple jumps should not exceed 12" in height and should be 3' to 4' apart.
 - c. If both Pinto and exhibitor are required to go over the single jump, it should not exceed 12" in height. In Pony Trail-In-Hand Exhibitor not to jump.
 - d. Ground poles are recommended for all jumps.
6. Daily chores:
 - a. Negotiate a gate.
 - b. Carry an object from one part of the arena to another.
 - c. Lay a saddle pad, blanket or sheet on entry's back.
 - d. Brush tail.
 - e. Go through motions of measuring entry's height at the back with a yard stick or tape measurer.
 - f. Load in trailer or chute.
7. Control obstacles:
 - a. Ground tie and walk around.
 - b. Stand Miniature or Pony in circle and turn on fore-hand and/or hindquarters.
 - c. Side pass either or both directions.

D. Off Course

1. Off course is a disqualification and is defined as:
 - a. Taking an obstacle in the wrong direction.
 - b. Negotiating an obstacle from the wrong side.
 - c. Skipping an obstacle unless directed by the judge.
 - d. Negotiating obstacles in wrong sequence.
 - e. Not following the correct line of travel.

L4. Scoring, Trail & Trail-In-Hand

- A. Each obstacle should receive an obstacle score and is subject

to a penalty that should be subtracted. Each obstacle should be scored on the following basis, ranging from plus 1-1/2 to minus 1-1/2; -1-1/2 extremely poor, -1 very poor, -1/2 poor, 0 correct, +1/2 good, + 1 very good, +1-1/2 excellent. Obstacle scores are to be determined and assessed independently of penalty points.

B. Penalties should be assessed per occurrence as follows:

1. Disqualification from entire class.
 - a. Use of more than one finger between reins.
 - b. Use of two hands (except for Junior horses shown with a snaffle bit or hackamore).
 - c. Changing hands on reins (except when necessary to work an obstacle).
 - d. Use of non-standard romal reins.
 - e. Performing the obstacles other than in specified order.
 - f. No attempt to perform an obstacle.
 - g. Equipment failure that delays completion of pattern.
 - h. Touching the horse on the neck to lower the head or use of free hand to instill fear or praise.
 - i. Fall to the ground by horse or rider.
 - j. Riding outside designated boundary marker of the course.
 - k. Failure to enter, exit or work obstacle from correct side or direction.
 - l. Failure to perform correct line of travel within or between obstacles.
 - m. Third refusal, balk or attempt to evade an obstacle by shying or backing more than two (2) strides away.
2. One-Half (1/2) Point Penalty
 - a. Each tick of log, pole, cone or obstacle.
3. One (1) Point Penalty
 - a. Each hit of or stepping on a log, pole, cone or obstacle.
 - b. Break of gait at walk or jog for two (2) strides or less.
 - c. Both front or hind feet in a single-strided slot or space.
 - d. Skipping over or failing to step into required space.
 - e. Split pole in lope-over.
4. Three (3) Point Penalty
 - a. Break of gait at walk or jog for more than two (2) strides.
 - b. Out of lead or break of gait at lope (except when correcting an incorrect lead).
 - c. Knocking down an elevated pole, cone, barrel or plant obstacle or severely disturbing an obstacle.
5. Three (3) to Five (5) Point Penalty (Depending on severity)
 - a. Stepping outside the confines of, falling or jumping off an obstacle (back through, bridge, side pass, box, water box) with one foot.
6. Five (5) Point Penalty
 - a. Dropping slicker or object required to be carried on course.
 - b. First refusal, balk or attempt to evade an obstacle by shying or backing more than two (2) strides away.
 - c. Loss of control or letting go of gate.

- d. Stepping outside the confines of, falling or jumping off an obstacle (back through, bridge, sidepass, box, water box) with more than one (1) foot.
- 7. Five (5) or more penalty points:
 - a. Blatant disobedience (kicking out, biting, rearing, striking).
 - b. Failure to ever demonstrate correct lead or gait if designated.
 - c. Failure to complete obstacle.
 - d. Second refusal, balk or attempt to evade an obstacle by shying or backing more than two (2) strides away.

M. CATTLE WORKING CLASSES

M1. General Regulations

- A. Except in Cutting and Roping events, the general information, appointments and method of holding reins shall be the same as in the Western Division
- B. In Roping events, a mechanical hackamore and a tie-down may be used. However, the judge may prohibit the use of equipment he/she considers severe or inhumane.

M2. Working Cow Horse

- A. Both the cow work portion of this event and the reined work portion are mandatory. Scoring emphasis on the cow work portion shall be based on the Pinto maintaining control of the cow at all times, exhibiting superior cow sense and natural cow working ability without excessive reining or spurring. Failure of an exhibitor to attempt to complete the cow work portion of the class, as well as the reined work, will result in the exhibitor not being considered an entry in the class. A Pinto going off pattern in the reined work will receive a score of zero. A Pinto that attempts both the reined work and the cow work portions may be placed, even if disqualified in one portion of the class. (Example: If a Pinto is disqualified and receives a 0 score for the reined work, but scores a 70 for the cow work, its total score would be 70 and the Pinto would be eligible for placing.)
- B. In approved working cow horse classes, any of the ten (10) PtHA approved patterns may be used. A pattern is to be selected by the judge of the class and used by all contestants in the class. Each contestant will cause his Pinto to travel at the gait indicated for each part of the pattern. When judging reined work, the judge should refer to the reining portion of the handbook for scoring guidelines.
- C. Prescribed Cow Work:
 - 1. Judging begins when the contestant enters the arena.
 - There shall be no schooling between the completion of the rein work and cow work when the cow work immediately follows the rein work; the penalty for this will be a zero.
 - 2. At the start of the work, each contestant upon receiving a cow in the arena, shall hold the cow on the prescribed end of the arena for sufficient time to demonstrate the ability of the horse to contain the cow on that end. Boxing: Working the cow on the end of the arena until such time as the contestant has proven the ability of the Pinto to hold the cow. The horse should exhibit superior cow sense and natural cow-working ability without excessive reining or spurring. In the head-to-head working position, the degree of difficulty shall be considered.
 - 3. After a reasonable amount of time, the contestant shall

take the cow down the fence, making at least one turn each way on the fence. Turning on the fence: A good turn on the fence may be defined as one in which the cow, while being run down the fence on one side of the arena, is turned in the other direction and held near the same fence while being run in the new direction. During the turn the horse should use himself in a controlled, athletic manner, using its hocks to stop and drive out of the turn, while using its front end to balance and turn. The contestant must get at least one turn in each direction. To be considered a turn, the contestant must be close enough to the cow to be the cause of the turn. The turn must be tight enough so as not to be considered just circling the fence. More than two good turns in each direction should not result in extra credit but also should not be penalized, unless the cow is thereby too exhausted to circle correctly. One turn each way may not necessarily result in extra credit if the horse and/or cow are out of control.

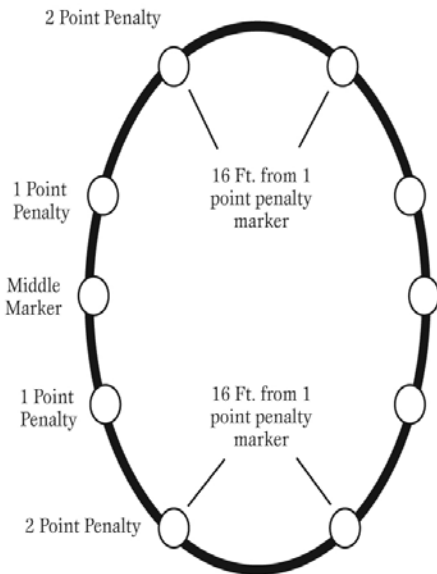
4. The contestant shall then take the cow to an open part of the arena and circle it at least once in each direction. Circling: Maneuvering the cow smoothly at least 360° in each direction without interference from the fence. The circle's size, symmetry, speed and relative balance from right and left show control. Tightening the circles down with fast head-to-head speed will be a credit situation. The circles should be completed before the cow is exhausted.
 5. The exhibitor has thirty (30) seconds in which to accept or reject the cow. If he/she does not reject the cow within 30 seconds, the cow is his/hers. If he/she does exercise his/her option to reject the cow, he/she gets one new cow and it is his/hers regardless of being good or bad.
- D. The judge should take into consideration the size of the arena, condition of the ground and disposition of the cattle in scoring each work. If ground, arena and/or weather conditions are deemed unfavorable by the exhibitors, they may inform the judge who may elect to alter the required cattle work for safety reasons.
1. The greater the difficulty of the run, the more credit should be given. The difficulty may be due to the extreme speed or stubbornness of the cow, or the cow's reluctance to move down the fence when sufficiently driven by the contestant. The most controlled cow work with the highest degree of difficulty should be marked the highest. Bad manners exhibited by the horse will be penalized under run content.
 2. When enough cows are available, the contestant should receive a new cow if the cow drawn is unreasonably difficult or unworkable. Allowing the horse to quit working before the judge signals for a new cow, after 30 seconds time has elapsed, will result in a zero score. The judge may blow his/her whistle at any time to terminate the work. A score of zero will be given if the work is not complete at that point. If a new cow is called, judging and time will start over with the new cow. With a multiple judge system, any one of the judges may signal for a new cow. Judging ends when the whistle blows.
 3. In the cow work phase of any class, one hand on the horn may be used to prevent the fall of the rider. Holding the horn excessively may be penalized under run content.

4. During the cow work, when a cow leaves the working area, it is automatic that the contestant will receive a new cow and scoring will begin again with the new cow.
- E. At the discretion of the judge, cow work may be done immediately following each individual's pattern work or immediately after completion of pattern work by all horses being exhibited.
- F. Scoring will be on a basis of 60 to 80 with 70 denoting an average performance. The same basis of scoring shall apply to both the reined work and cow work. In the event of a tie, the entry with the highest cow work score will be declared the winner. If still tied, a work-off on the cattle work will be required.
 1. Five (5) Point penalties
 - a. Not getting one turn each way, five (5) Points each way
 2. Three (3) Point penalties
 - a. Biting or striking the cow
 - b. Hanging up on the fence (refusing to turn)
 - c. Exhausting or overworking the cow before circling
 - d. Knocking down the cow without having a working advantage
 3. Two (2) Point penalties
 - a. Going around the corner of the arena before turning the cow when going down the fence (when the cow's head breaks the plane of the 2-point penalty marker).
 4. One (1) Point penalties
 - a. Loss of working advantage
 - b. For each length horse runs past cow. A length is one horse length of daylight between the cow's head and the top of the horse's tail.
 - c. Using the corner or the end of the arena to turn the cow when going down the fence. In an oval arena, when the cow's head breaks the plane of the end marker.
 - d. Changing sides of arena to turn cow (1 point each time)
 - e. Slipping a rein
 - f. Turning cow before passing middle marker on first turn
 5. Zero (0) score
 - a. Turning tail to the cow
 - b. Fingers between the reins except when riding a junior horse ridden two-handed in an acceptable snaffle bit or bosal
 - c. Deliberate spurring or use of the romal forward of the cinch
 - d. Leaving the work area before the pattern or work is complete
 - e. During the cow work, use of two hands on the reins, except with junior horses ridden two handed in an acceptable snaffle bit or bosal.
 - f. Fall of horse or rider
 - g. Balking
 - h. Schooling the horse between the rein and cow work when the cow work immediately follows rein work.
 6. Elimination
 - a. Any horse that is out of control while working the cow, thus endangering the rider (i.e. crossing the path of the cow) shall be called off the cow.

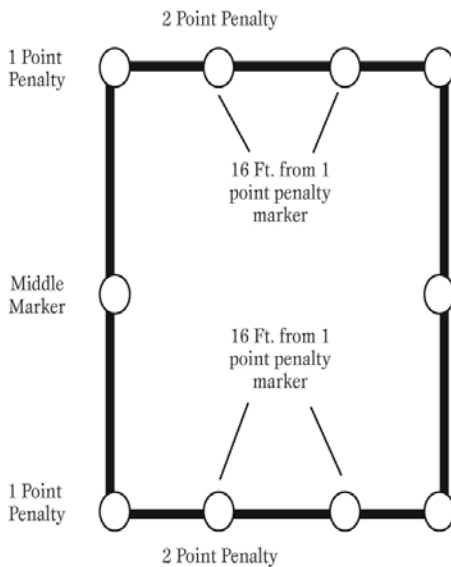
- b. Any horse that runs over the cow thus causing the fall of horse and/or rider shall terminate the work at that time.
- G. The judge may blow his whistle at any time to terminate the work. A score of zero (0) will be charged if the work is not complete at that point.
- H. The following characteristics of the horse are considered faults:
 - 1. Exaggerated opening of the mouth
 - 2. Hard or heavy mouth
 - 3. Nervous throwing of head
 - 4. Lugging on bridle
 - 5. Halting or hesitation while being shown, particularly when being run out, indicating anticipation of being set up.
 - 6. Losing a cow or being unable to finish a pattern because of a bad cow – the contestant should be penalized at the judge's discretion.
 - 7. Touching the horse or saddle with the free hand except during the cow-work portion of the class where the rider may hold onto the horn.
- I. The characteristics of a good working cow horse are:
 - 1. Good manners.
 - 2. Shifty, smooth and having its feet under it at all times; when stopping, hind feet should be well under it.
 - 3. A soft mouth and should respond to a light rein, especially when turning.
 - 4. Head should be maintained in its natural position.
 - 5. Work at reasonable speed and still be under control of the rider.

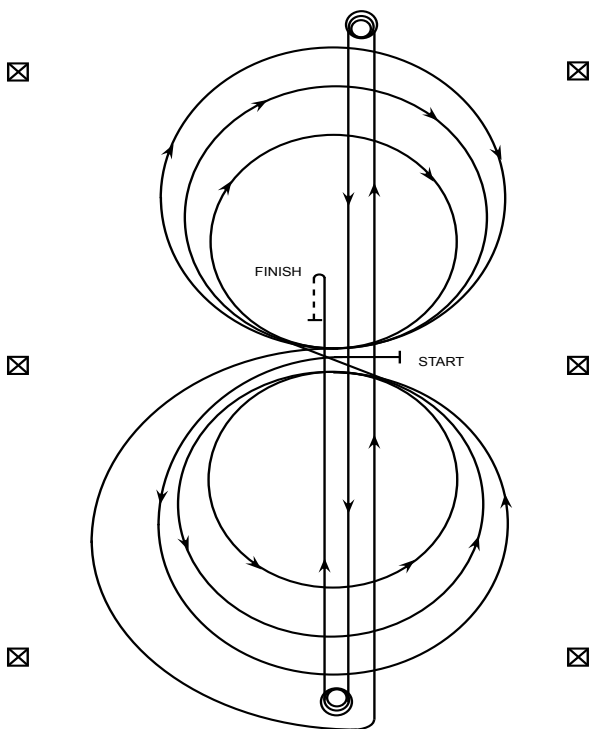
**PtHA thanks the NRCHA for the use of
Working Cow Horse rules
and patterns in this Rule Book.**

Oval Arena



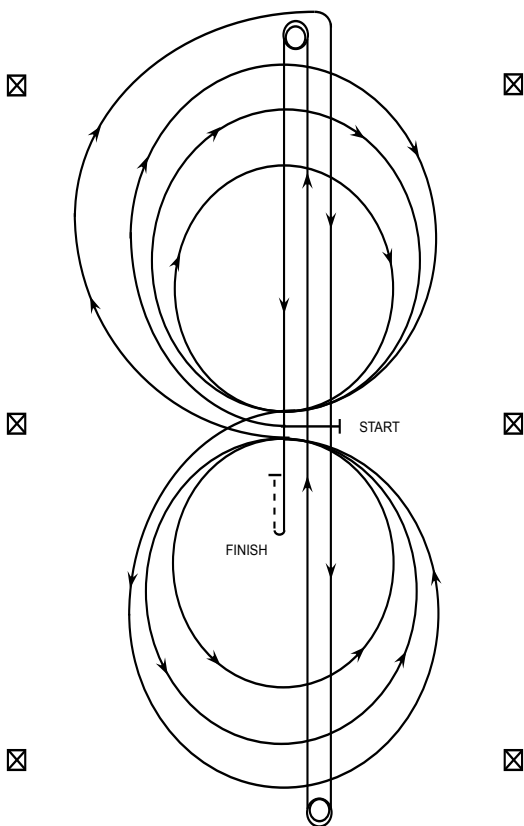
Square Arena





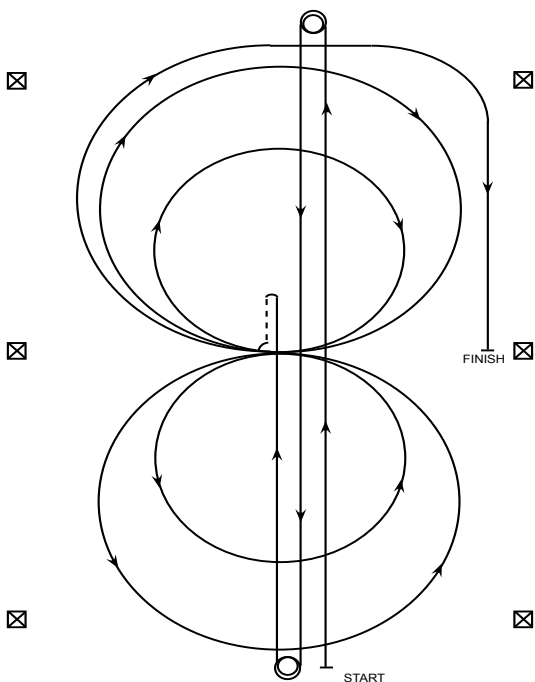
WORKING COW HORSE PATTERN #2

- Trot to center of arena, stop. Start pattern facing towards Judge.
1. Beginning on the left lead, complete three (3) circles to the left. The first one large and fast, the second small and slow, the third large and fast. Change leads at the center of arena.
 2. Complete three (3) circles to the right. The first one large and fast, the second small and slow, and the third large and fast. Change leads at the center of arena.
 3. Continue loping to run down.
 4. Run to far end past the marker to a sliding stop. Hesitate.
 5. Complete 3-1/2 spins to the left. Hesitate.
 6. Run to far end past marker to a sliding stop. Hesitate.
 7. Complete 3-1/2 spins to the right. Hesitate.
 8. Run past center marker to a sliding stop. Hesitate.
 9. Back at least ten (10) feet. Hesitate to complete pattern.



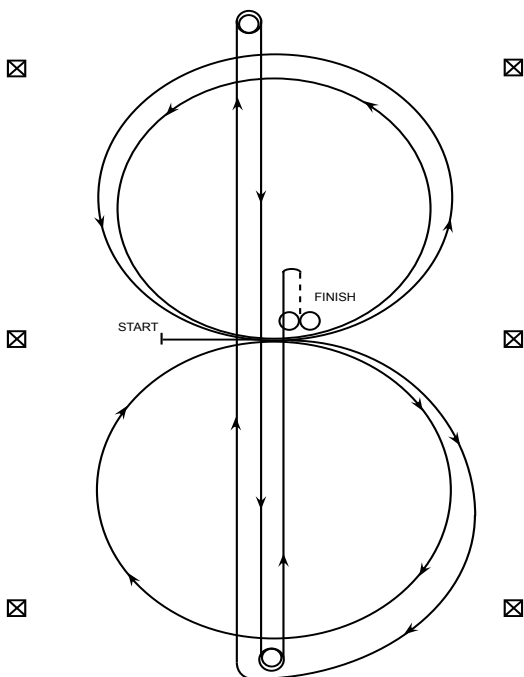
WORKING COW HORSE PATTERN #3

- Trot to center of arena, stop. Start pattern facing towards Judge.
1. Begin on right lead complete three (3) circles to right, two (2) large fast circles followed by one (1) small slow circle, change to left lead.
 2. Complete three (3) circles to left, first two (2) large, fast circles followed by one (1) small circle. Change to right lead.
 3. Continue loping around end of arena without breaking gait.
 4. Run up center of arena to far end past the end marker and come to a sliding stop.
 5. Complete 2-1/2 spins to the right.
 6. Run center of arena past the end marker, come to a sliding stop.
 7. Complete 2-1/2 spins to the left.
 8. Run back to middle of the arena past the center marker and come to a sliding stop.
 9. Back at least ten (10) feet in a straight line.
 10. Hesitate to complete pattern.



WORKING COW HORSE PATTERN #4

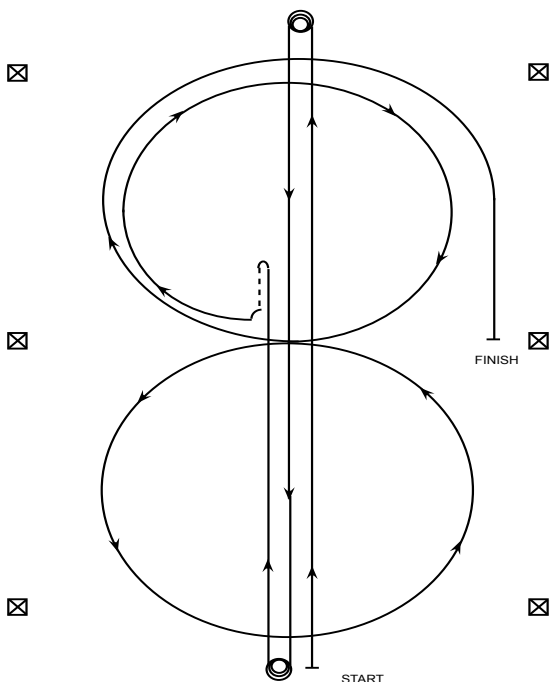
1. Start at end of arena.
2. Run up center of arena past the end marker and come to a sliding stop. Complete 2 1/2 spins to the left.
3. Run to other end of arena past the end marker and stop. Complete 2-1/2 spins to the right.
4. Run past the center marker and stop.
5. Back at least ten (10) feet in a straight line.
6. Complete 1/4 turn to the left, hesitate. Beginning on the right lead, complete two (2) circles to the right, the first one small and slow and the second large and fast. Change leads at the center of the arena.
7. Complete two (2) circles to the left, the first one (1) small and slow and the second large and fast. Change leads to the right.
8. Run around end of arena to the other side, past center marker, at least twenty (20) feet from fence and come to sliding stop.
9. Hesitate to complete pattern.



WORKING COW HORSE PATTERN #5

Trot to center of arena, stop. Start pattern facing away from Judge.

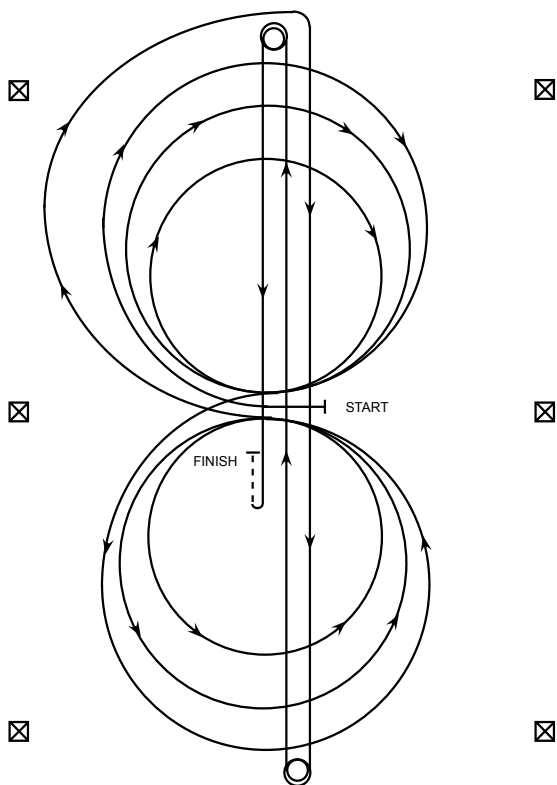
1. Begin at center of arena, facing right wall or fence. Take a right lead and complete a circle to the right, away from the judge.
2. At the center of arena, change leads and do two (2) circles to the left, of approximately the same size.
3. At the center of arena, change leads.
4. Continue loping to run down.
5. Do a square sliding stop, hesitate.
6. Do 2-1/2 spins to the right.
7. Run full length of arena past end marker and do a square sliding stop, hesitate.
8. Do 2-1/2 spins to the left.
9. Run past center marker of arena; do a square sliding stop.
10. Back at least ten (10) feet to center of arena.
11. Do 360-degree spin right or left.
12. Do a 360-degree spin opposite direction taken in #11.
13. Hesitate to show completion of pattern.



WORKING COW HORSE PATTERN #6

Start at end of arena.

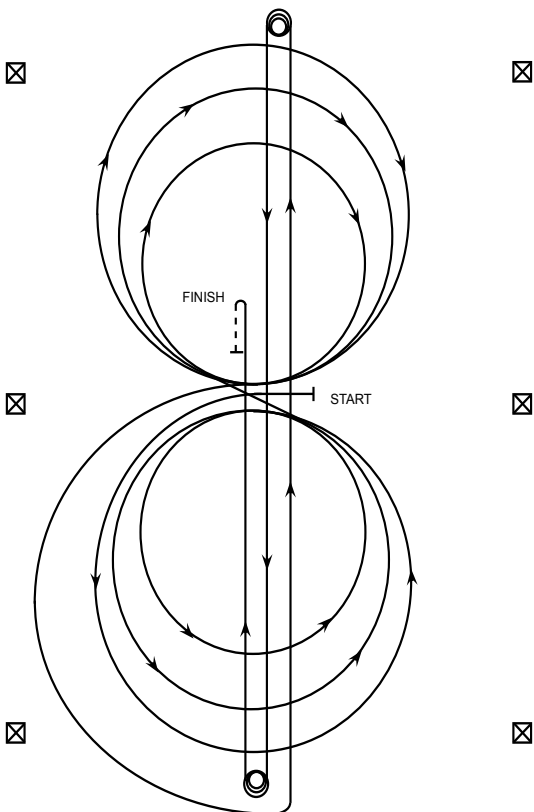
1. Run down the middle of the arena, past the end marker and come to a sliding stop.
2. Complete 3-1/2 spins to the left.
3. Run to the other end of the arena, past the end marker and come to a sliding stop.
4. Complete 3-1/2 spins to the right.
5. Run past the center marker, stop, back at least ten (10) feet, complete 1/4 turn to the left.
6. Beginning on right lead, complete one (1) circle to right, change leads. Complete one (1) circle to left, change leads.
7. Complete 3/4 of a right circle, run past center marker, stop.
8. Hesitate to complete pattern.



WORKING COW HORSE PATTERN #7

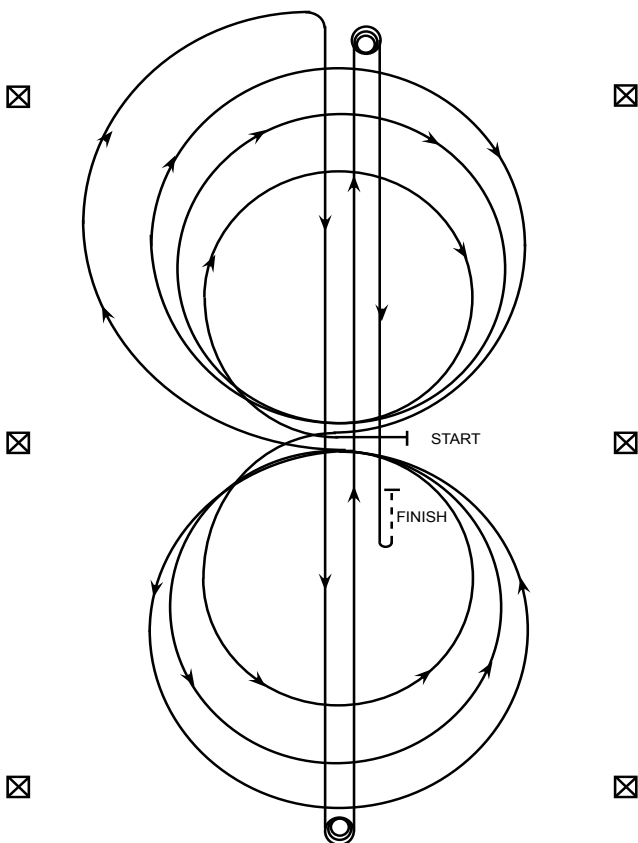
Trot to center of arena, stop. Start pattern facing towards Judge.

1. Beginning on right lead and complete three (3) circles, the first large, fast, the second small, slow, the third large, fast. Change leads to the left.
2. Complete three (3) circles to the left, the first large, fast; the second small, slow; the third large, fast. Change leads to the right.
3. Continue loping around end of arena without breaking gait or changing leads.
4. Run down center of arena, past end marker, and come to a sliding stop. Hesitate.
5. Complete 2-1/2 spins to the right.
6. Run down center of arena past end marker come to sliding stop. Hesitate.
7. Complete 2-1/2 spins to the left.
8. Run past center marker and come to sliding stop.
9. Back up at least 10 feet.
10. Hesitate to complete pattern.



WORKING COW HORSE PATTERN #8

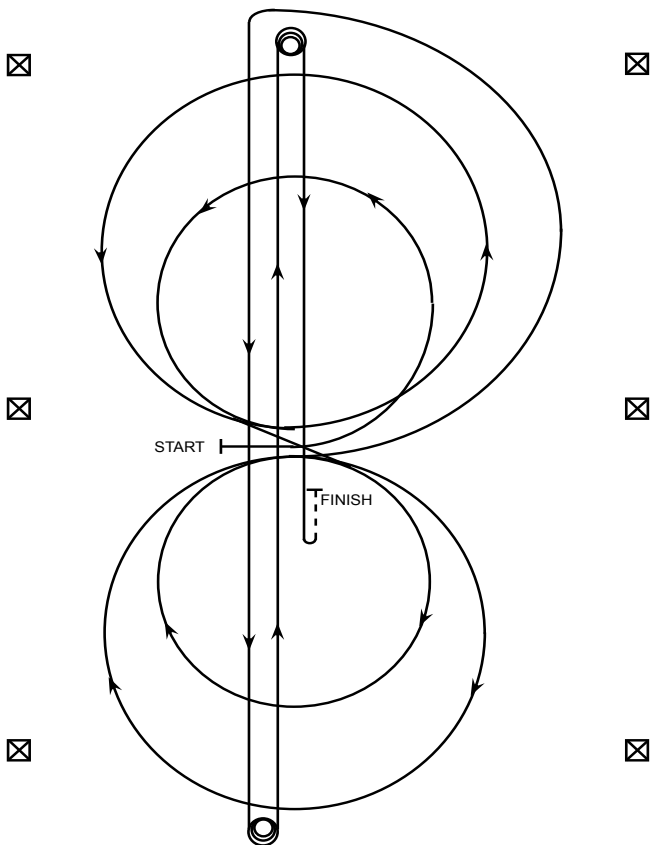
- Trot to center of arena, stop. Start pattern facing towards Judge.
1. Beginning on the left lead, complete three (3) circles, two (2) large fast circles, then one (1) small slow circle. Change leads to the right.
 2. Complete three (3) circles to the right, two (2) large, fast circles then one (1) small, slow circle. Change leads to left.
 3. Continue around end of arena without breaking gait or changing leads, run down center of arena past end marker and come to square sliding stop.
 4. Complete 3-1/2 spins to the left.
 5. Run down center of arena past end marker and come to square sliding stop.
 6. Complete 3-1/2 spins to the right.
 7. Run down center of arena past center marker and come to square sliding stop.
 8. Back up at least 10 feet.
 9. Hesitate to complete pattern.



WORKING COW HORSE PATTERN #9

Trot to center of arena, stop. Start pattern facing towards Judge.

1. Beginning on the right lead complete three (3) circles to the right, the first circle small and slow, followed by two (2) large fast circles. Change leads at the center of the arena.
2. Complete three (3) circles to the left, the first circle small and slow, followed by two (2) large fast circles. Change leads at the center of the arena.
3. Continue around end of arena without breaking gait or changing leads, run down center of arena past end marker and execute a square sliding stop.
4. Complete 3-1/2 spins to the left.
5. Run down center of arena past end marker and execute a square sliding stop.
6. Complete 3-1/2 spins to the right.
7. Run down center of arena past center marker and execute a square sliding stop.
8. Back up at least ten (10) feet.
9. Hesitate to complete pattern.



WORKING COW HORSE PATTERN # 10

Trot to center of arena, stop. Start pattern facing away from Judge.

1. Beginning on the left lead, complete two (2) circles to the left. The first circle small and slow, the second circle large and fast. Change leads at the center of arena.
2. Complete two (2) circles to the right. The first circle large and fast, the second circle small and slow. Change leads at the center of arena.
3. Continue around end of arena without breaking gait or changing leads, run down center of arena past end marker and execute a square sliding stop.
4. Complete 3-1/2 spins to the left.
5. Run down center of arena past end marker and execute a square sliding stop.
6. Complete 3-1/2 spins to the right.
7. Run down center of arena past center marker and execute a square sliding stop.
8. Back up at least ten (10) feet.
9. Hesitate to complete pattern.

M3. Cutting

- A. Cutting classes shall be judged in accordance with the class rules of the National Cutting Horse Association in all areas where there are no PtHA rules applicable. All payback schedules shall follow PtHA guidelines.
- B. Time limit of 2-1/2 minutes per entry.
- C. Classes are to be judged on the ability of the Pinto to enter the herd, bring out a cow with minimum disturbance, work the cow toward the center of the arena with expression and concentration, but without malice. Once a cow is removed from the herd with light rein contact, the Pinto should work on a loose rein.
- D. Classes to be scored per the NCHA Rule Book. Classes are to be scored on a point basis of 60 - 80.

M4. Tie Down Roping

- A. Tie Down Roping events will be held under the usual common rodeo standards and conditions. Entries must start from behind a barrier. Only the performance of the Pinto is to be judged. Time of the roper will not be counted for or against the entry. A time limit of one (1) minute for each entry will be allowed from the time the calf leaves the chute.
- B. The roper may throw only two loops. If more than one loop is thrown, the roper must recoil the rope and build the additional loop. To encourage safety, use of a second rope will not be allowed. Any catch that holds is legal, but the rope must remain on the calf until the tie is completed and the roper has mounted their horse and ridden forward, leaving slack in the rope. Once the roper has ridden forward one step and loosened the rope, the run is complete. If the calf is jerked down by the Horse or Pony, it must be allowed to regain its feet and the roper must rethrow the calf by hand, cross any three (3) feet and tie with no less than one (1) complete wrap and a half-hitch. If the calf is jerked down, over backwards, so that all four feet are in the air at the same time, this will be cause for disqualification. Failure of the calf to stay tied until the roper has remounted and ridden forward to loosen the rope shall disqualify the entry.
- C. A maximum of one minute or two loops, whichever comes first, will be allowed. If both loops are missed, roper will retire from arena with no score. Rope must be run through a foul rope around horse's neck in a manner to prevent the entry from running off and dragging the calf. Dragging the calf more than ten (10) feet will result in disqualification. In Tie Down Roping contests, only the roper may touch the calf while the entry is being judged. Roper may dismount from either side and leg or flank the calf.
 - 1. Optional keeper - The rope may, at the discretion of the rider, be run through a keeper. A keeper shall be described as a small loop attached to the nose band, approximately six (6) inches in length and one-half (1/2) inch in diameter, consisting of rope. If a keeper is used, it must be attached to the noseband of the tiedown and can not be attached to the bit or bridle and may not be in front of the headstall.
- D. Breaking the barrier, or any unnecessary whipping or spurring, jerking reins, talking, or any noise making, clapping, jerking the rope, or any unnecessary action to induce the horse to perform better, will be considered a fault and scored accordingly. If, in the opinion of the line judge, the exhibitor is fouled by any moving part of the chute, barrier, etc., ropers shall get their calf back, providing exhibitor declares himself by pulling up immediately. The exhibitor shall not attempt to rope the animal until the

barrier flag has been dropped. Any attempt by an exhibitor to position his/her Pinto behind the barrier, enabling the exhibitor to rope the animal without attempting to leave the barrier (box), shall be considered a disqualification. At the judge's discretion, a rerun may be given if the animal being roped leaves the arena or in the event of a malfunction of the chute or barrier.

- E. Entries are to be judged on manners behind the barrier, scoring, speed to calf, rating calf, working the rope, and manners while roper is returning to the Pinto after tie has been completed. Scoring is to be done on a point basis of 0 to 100 points, with 70 points denoting an average performance.

M5. Judged Team Roping, Heading

- A. Judged Team Roping events will be held under the usual common rodeo standards and conditions. Only the heading Pinto shall be started and judged behind a barrier. Only the performance of the Pinto is to be judged. An entry shall be allowed to show in Heading or Heeling, or both. Three refusals into the roping box will be cause for disqualification.
- B. The head catch must be around both horns, half head, or around the neck. The following catches are illegal: honda passes over one horn and loops the other, loop crosses itself on the head catch, or loop is in steer's mouth. Exhibitors are to stay mounted, and when both ropes are dallied and both Pintos are facing the stretched steer, the run is completed. The rope must be wrapped around the saddle horn at least one (1) complete turn before it is considered a dally. Exhibitors fifty (50) years of age and over are permitted to have his/her rope tied onto the saddle horn with the use of a quick release device when Heeling only. If a Header or Heeler drops his/her rope, the exhibitor being judged will receive no score.
- C. When the Heading Horse or Pony is being judged, the roper may throw two loops. If more than one loop is to be thrown, the roper must recoil the loop. If the roper fails to catch within the one-minute time limit, he/she will retire from the arena with no score.
- D. Breaking the barrier or any other actions listed in calf roping above will be considered a fault and scored accordingly. If, in the opinion of the line judge, the exhibitor is fouled by any moving part of the chute, barrier, etc., he/she shall get his/her steer back, providing exhibitor declares by immediately pulling up. The exhibitor shall not attempt to rope the animal until the barrier flag has been dropped. Any attempt by an exhibitor to position his/her Pinto behind the barrier, enabling the exhibitor to rope the animal without attempting to leave the barrier (box), shall be considered a disqualification. At the judge's discretion, a rerun may be given if the animal being roped leaves the arena or in the event of a malfunction of the chute or barrier.
- E. Entries are to be judged on manners behind the barrier and at all other times, rate of speed to steer, ability of the Pinto to rate, check, turn, and set steer in position for heeler. Classes are to be scored on a point basis of 0 to 100 points, with 70 points denoting an average performance.
- F. Disqualification— In all Judged Team Roping events, it is an automatic disqualification when both the Header and Heeler fail to complete both catches within one (1) minute from the time the steer leaves the chute.

M6. Judged Team Roping, Heeling

- A. Judged Team Roping events will be held under the usual common rodeo standards and conditions. The heading Horse or

Pony must start behind barrier. Only the performance of the Pinto is to be judged.

- B. The heel catch is defined as a catch which holds from behind the steer's shoulder and back, around the flank, or on one or both heels, but not by the tail only. Any catch made by the Header not being judged must be around both horns, half head, or around the neck. The following catches are illegal: honda passes over one horn and loops the other, loop crosses itself on the head catch, or loop is in steer's mouth. Exhibitors are to stay mounted, and when both ropes are dallied and both Pintos are facing the stretched steer, the run is completed. The rope must be wrapped around the saddle horn at least one (1) complete turn before it is considered a dally. Exhibitors fifty (50) years of age and over are permitted to have his/her rope tied onto the saddle horn with the use of a quick release device when heeling only. If a Header or Heeler drops his/her rope, the exhibitor being judged will receive no score.
- C. Breaking the barrier, or any unnecessary whipping or spurring, jerking reins, talking, or any noise making, clapping, jerking the rope, or any unnecessary action to induce the Pinto to perform better, will be considered a fault and scored accordingly. If, in the opinion of the line judge, the exhibitor is fouled by any moving part of the chute, barrier, etc., ropers shall get his/her steer back, providing exhibitor declares by immediately pulling up. The exhibitor shall not attempt to rope the animal until the barrier flag has been dropped. Any attempt by an exhibitor to position his/her Pinto behind the barrier, enabling the exhibitor to rope the animal without attempting to leave the barrier (box), shall be considered a disqualification. At the judge's discretion, a rerun may be given if the animal being roped leaves the arena or in the event of a malfunction of the chute or barrier.
- D. The Heeler may throw two loops. If more than one loop is to be thrown, the roper must recoil the rope. If the roper fails to catch within one-minute time limit, he/she will retire from the arena with no score.
- E. Entries are to be judged on manners at all times, ease of turning and preparing for the Heeler's position to throw the loop, jerk the steer, and keep the rope tight in a backing position. Classes are to be scored on a point basis of 0 to 100 points, with 70 points denoting an average performance. Three refusals into the roping box will be cause for disqualification.
- F. Disqualification - In all Judged Team Roping events, it is an automatic disqualification when both the Header and Heeler fail to complete both catches within one (1) minute from the time the steer leaves the chute.

M7. Steer Stopping

- A. Entries to be judged on manners behind the barrier, and at all times. The Pinto shall be judged on the rate of speed to steer, ability of entry to rate, check, stop straight and to stop and turn the steer to face Pinto.
- B. There is a time limit of one (1) minute or two (2) loops, whichever comes first. If roper fails to catch, he/she will retire from the arena with no score.
- C. Classes shall be scored on a point basis of 0 to 100 points, with 70 points denoting an average performance. Any unnecessary whipping, jerking of reins, talking or any noise making, slapping, jerking of rope or any unnecessary action to induce the Pinto to perform better, will be considered a fault and scored accordingly.

M8. Team Penning

- A. A team of Pintos must cut out from the herd and pen within a two (2) minute time limit three (3) head of cattle with the assigned (same) identity number or colored neckband.
- B. Once committed to their cattle, the team is completely responsible for their animals. A team exhibiting any unnecessary roughness to the cattle or Pintos, or unsportsmanlike conduct, will be disqualified. No hazing or popping of romal or reins on chaps will be allowed.
- C. To be judged on fastest time.
- D. Complete rules may be obtained from the PtHA business office. Points will awarded to each PtHA registered animal on placing teams.
- E. Further information available from the United States Team Penning Association, PO Box 4170 Fort Worth, TX, 76164.

N. ENGLISH PERFORMANCE CLASSES – HORSE, PONY

N1. Hunter Seat Classes

A. General Regulations

- 1. Pleasure Horses, Ponies and Hunters shall be serviceably sound and shown without artificial appliances. Jumpers shall be serviceably sound.
- 2. Manes — It is recommended that entries be shown with natural or shortened mane and tail. Roached mane to be discouraged. Roached mane is prohibited in Show Hack.
- 3. Braids — Hunter style braiding; forelock and mane or forelock, mane and tail is optional in all classes. In Hunt tradition, the tail is never braided unless the mane and forelock are also braided. The forelock is always braided when the mane is braided. The fact that an entry is or is not braided shall not be taken into consideration in the judging of a class, but entries braided in a non-conforming manner shall be penalized.
- 4. Classes using Hunter Seat equipment/attire are open to all types of Pintos. For Saddle type entries in these classes, hoof length is restricted to no longer than five (5) inches and one single pad formed of a continuous material, either synthetic or leather, that lies flat against both the sole of the foot and shoe (may be thicker at the heel), with no baffles, waffles, rims or projections.
- 5. Hunter Seat & Saddle Seat English Pleasure and Hunter & Saddle Seat Equitation events may be combined at the option of Show Committees.

B. Appointments

- 1. Saddle — Any acceptable Hunter Seat or forward seat saddle. Breastplates optional.
- 2. Bridle — Snaffle, Pelham, Kimberwicke (single or double rein), or full bridle are permitted in all Hunter Seat classes. Full bridle must be ridden with double reins. Pelham (double rein curb type) must be ridden with double reins unless bit converters are used to allow the use of a single rein. Copper wrapped and twisted wire bits are allowed, but must gauge a minimum diameter of 5/16 inch when measured 1 inch in from cheek. Any bit with sharp edges will be disallowed. A judge may, at his/her own discretion, penalize an entry with unconventional types of bits or nose bands in any class. In Pleasure and Hunter classes, a cavesson type nose band shall be used. In Jumper classes, a Jumping (not Western or mechanical) Hacka-

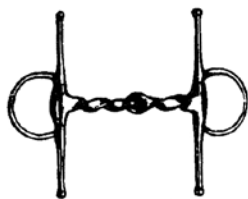
more is permitted, as well as cavesson type, dropped flash (a combination of a cavesson nose band and a dropped nose band attachment) or crossed (made entirely of leather) nose band.

3. Martingale — In Pleasure and Under Saddle classes, martingales are prohibited. In Hunter Over Fences and Jumper classes, martingales are optional.
4. Boots — In Pleasure and all Hunter classes, boots or bandages are prohibited. In the case of inclement weather, show management may permit the use of bell boots only for Hunters Over Fences. In Jumper classes, Pintos may use protective boots and/or bandages on both front and rear legs.
5. Breakage — In cases of broken equipment in Hunter Over Fences and Jumper classes, the exhibitor may either continue without penalty or stop and correct the difficulty, in which case he/she will be penalized 3 faults which will be non-cumulative. In case of loss of shoe, entry may either continue without penalty or be eliminated. In Pleasure or Hunter Under Saddle classes, the 7-minute rule in regard to breakage of equipment or casting a shoe shall apply.

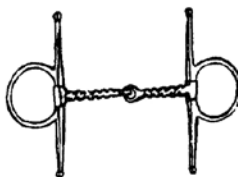
C. Attire

1. Exhibitors shall wear hunt coat, of dark conservative colors (no reds, pinks, etc.), breeches, boots, stock tie, choker or necktie and hunt cap or hunt bowler (adults only). Gloves, spurs (of the unrowelled type), crop or bat (not to exceed 48") optional. Safety helmets with chin straps are recommended for all classes.

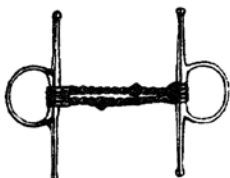
ACCEPTABLE ENGLISH BITS



Slow Twist



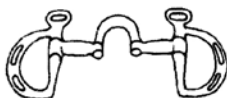
Corkscrew



Double Twisted Wire



Single Twisted Wire

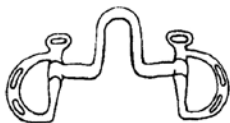


Correction Bit

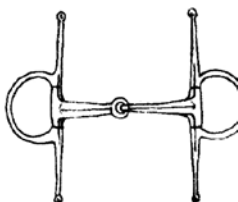


Snaffle Bit with
Connecting Flat Bar

UNACCEPTABLE ENGLISH BITS



Excessive Port



Triangular Mouth

N2. Hunter Seat English Pleasure

A. Judging

1. Entries should give the appearance of being a pleasure to ride. To enter the ring at a normal trot. Classes restricted to Pleasure Type and Saddle Type may not be pre-loaded.
2. To be shown at a walk, normal trot and canter both ways of the ring. Extended trot and hand gallop may be required at the judge's discretion. May be asked to back. Entries are required to walk prior to execution of change of gait.
3. To be judged as pleasure Horses or Ponies on perfor-

mance, manners, conformation, and suitability.

B. Gaits

1. All gaits to be smooth, fluid, and efficient, without excessive knee action or short choppy strides. Faults would include: excessive movement on the forehand; behind the bit or over-collection; poll lower than withers; lazy, rushing, or inconsistent gaits. Any tendency to move in a Western style jog, jog trot, or lope must be penalized.
2. Walk: free, ground-covering four beat gait; rhythmic and flat-footed. Trot: true forward-moving two beat gait; cadenced and balanced; extreme speed to be penalized. Canter: true forward moving three beat gait; smooth, balanced, and straight on both leads.
3. Hand Gallop — No more than eight Pintos may hand gallop at a time, in any class, including command classes.

N3. Hunter Under Saddle

A. Judging

1. Entries should give the appearance of being suitable for use as field and/or arena Hunter Over Fences. To enter the ring at a normal trot. Classes restricted to Pleasure type and Saddle type may not be pre-loaded.
2. To be shown at a walk, normal trot and canter both ways of the ring. Required to walk prior to execution of gaits. Light contact with horse's mouth is required. Entries should be obedient, alert, responsive to move freely. They shall not be eliminated for slight errors. Pintos may be asked to back.
3. Hunter Under Saddle — To be judged as Hunters on the flat on performance, soundness, and suitability.
4. Conformation Hunter Under Saddle — To be judged as Hunters on the flat on performance, conformation, and suitability.

B. Gaits

1. All gaits to be smooth, fluid; long and ground-covering strides, without excessive knee action or short, choppy strides. Appearance to be well-balanced and able to cope with jumping, turning, rolling terrain, and natural ground conditions. All Hunters should be able to maintain an even hunting pace, collect smoothly in transitions, and stop and stand quietly from any gait. Faults would include: excessive movement on the forehand; behind the bit or over-collection; poll lower than withers; lazy, rushing, or inconsistent gaits. Any tendency to move in a Western style jog, jog trot, or lope must be penalized.
2. Walk: free, ground-covering four beat gait; rhythmic and flat-footed. Trot: flowing two beat gait, cadenced and balanced; extreme speed to be penalized. Canter: moderately collected three beat gait; smooth and straight on both leads. Hand gallop: long-striding, but well-balanced and mannerly; there should be a noticeable difference between canter and hand gallop; extreme or hazardous speed or behavior must be severely penalized.
3. Entries shall be required to hand gallop, one way of the ring, in a collected manner. No more than eight Pintos may hand gallop at a time.

N4. English Trail See Section L Rules

N5. Saddle Seat Classes

A. General Regulations

1. Classes using Saddle Seat equipment/attire are open to all

types.

2. All entries shall be serviceably sound and shown without artificial appliances (i.e., wired ears). Mouth controls permitted for Saddle type only.
3. Manes / Tails — Pintos may be shown with inconspicuously applied hair in mane or tail. Saddle types are allowed: Tail brace, cap, switch or be gingered. Tails may be set. They may be shown with full, shortened or roached mane and tail. Pleasure types shall be shown with full or shortened, un-set, ungingered tail and full or shortened mane. Roached mane is prohibited. Non-conforming entries must be eliminated.
4. Braids — Saddle type only may be braided in the Saddle Horse style; forelock and one braid behind bridle path is optional in all classes, but rosettes within the braids are prohibited. The fact that an entry is or is not braided shall not be taken into consideration in the judging of the class, but entries braided in a con-conforming manner shall be penalized. Braiding is prohibited for Pleasure types. Non-conforming entries must be penalized.
5. Hunter Seat & Saddle Seat English Pleasure and Hunter Seat & Saddle Seat Equitation events may be combined at the option of Show Committees.

B. Appointments

1. Saddle — Flat English type or park type saddle. Girth either leather or web. Breastplate prohibited.
2. Bridle — Light show type full Weymouth bridle (curb and snaffle bits), or double rein Pelham bridle. Single ring snaffle bit permitted for Junior horses only. Twisted wire bits allowed only in the bradoon of a double bridle. Martin-gales prohibited for all horses.
3. Boots or bandages are prohibited except in Five-Gaited classes, where quarter boots or bell boots are permitted.

C. Attire

1. Informal attire consists of solid color Saddle Seat suit (day coats permitted) and derby or soft hat. Spurs, gloves, whip or crop are optional with informal attire. Formal attire consists of dark-colored riding habit and accessories, or dark tuxedo-type jacket and jodhpurs to match, with top hat and gloves, or colored formal jacket with black jodhpurs and derby or top hat and gloves. Spurs, whip or crop are optional with formal attire.

N6. Saddle Seat English Pleasure

A. Judging

1. Entries should give the appearance of being a pleasure to ride. To enter the ring at a normal trot. Classes restricted to Pleasure type and Saddle type may not be pre-loaded.
2. To be shown at a walk, normal trot and canter, both ways of the ring. A strong trot and/or extended canter may be required. May be asked to back. Entries are required to walk prior to execution of change of gait.
3. To be judged as pleasure Horses and Ponies on performance, manners, conformation, suitability and appointments.
4. Faults would include: stiff, rough, or choppy gaits; inconsistent rhythm and balance; above or behind the bit; poll not above withers; crooked or sideways movement. Any tendency to move in a Western style must be penalized. When asked to extend a gait, the animal should remain

in balance and lengthen his stride without quickening his tempo. Strong contact, over collection, excessive action, and excessive speed at any gait must be penalized.

B. Gaits

1. Gaits to be smooth, balanced, collected, and consistent with conformation type of animal.
 - a. Walk: Regular, elastic, and ground covering four beat gait; engaging the hind legs.
 - b. Trot: Balanced, free moving and elastic two beat gait, with somewhat collected balance.
 - c. Canter: Collected, smooth and straight on both leads, with three clean beats.
2. Movement for all types except Saddle type shall be medium or round, with forward reach and knee and hock flexion, but nothing in the extreme.
3. Saddle type movement shall be rounded and may display higher action, with more knee and hock flexion.

N7. Park Horse

A. General Regulations

1. Entries to give a brilliant performance, with style, presence, finish, balance and cadence. To enter the ring at a trot. Classes may not be pre-loaded.
2. All entries must conform to the Pleasure type regulations concerning hooves, manes and tails, and braids.
3. This class may be combined with Three-Gaited class.
4. Entries must walk prior to execution of trot, canter or reverse.
5. Entries not to back.

B. Gaits

1. To be shown at a walk, an animated natural trot and canter, both ways of the ring. All gaits to be performed in collected balance with natural elegance, natural animation, cadence and style both ways of the ring. Natural action and way of going required. Movement shall be consistent with conformation type of Pinto. There should be impulsion and power from behind, with knee and hock flexion with extension in front.
 - a. Walk: The animated walk is a highly collected gait, exhibiting much "primp" at a slow, regulated speed, with good action and animation. It should have snap and easy control. It can either be a two beat or four beat gait. It is performed with great style, elegance and airiness of motion. A flat footed walk is not to be penalized.
 - b. Trot: Natural, animated and cadenced, bold, with power from behind but the front light and airy, a true two beat gait.
 - c. Canter: True, collected, smooth and unhurried three beat gait; straight on both legs.

C. Judging

1. Faults would include: rough, short, or labored action; leaning or lugging on the bit; poll not above withers; excessive speed; crooked or sideways movement; excessive action in one gait or uneven action from gait to gait; exaggerated, artificial, or unnatural appearing action.
2. To be judged on performance, presence, quality, conformation, manners and suitability.

N8. Three-Gaited

A. General Regulations

1. Entries to give a brilliant performance, with style, presence, finish, balance and cadence. To enter the ring at a trot. Class may not be pre-loaded.
2. All entries must conform to the Saddle type regulations concerning hooves, manes and tails, and braids. Non-conforming entries must be eliminated.
3. This class may be combined with Park Horse class.
4. Entries are required to walk prior to execution of change of gate or reverse.
5. Entries not to back.

B. Gaits

1. To be shown at an animated and graceful walk, an animated trot and canter. All gaits to be performed in collected balance with high action, brilliance and presence both ways of the ring. High head carriage and great elevation of knees and hocks are normal. Knee flexion should be proportionate to hock flexion. The animal's energy should be directed toward animation rather than speed.
 - a. Walk: The animated walk is a highly collected gait, exhibiting much "primp" at a slow, regulated speed, with good action and animation. It should have snap and easy control. It can either be a two beat or four beat gait. It is performed with great style, elegance and airiness of motion. A flat footed walk is not to be penalized.
 - b. Trot: Highly collected, straight, two beat gait.
 - c. Canter: Slow, lofty and fluid, with definite three beat cadence, consistent rate of speed.

C. Judging

1. Faults would include: rough, short or low action, leaning or lugging on the bit, mixing gaits, or tendency to pace; dragging hocks; unbalanced action; loss of form due to excessive speed.
2. To be judged on performance, presence, quality, manners, conformation and suitability.
3. To be shown at an animated and graceful walk, an animated trot and canter, both ways of the ring.

N9. Five-Gaited

A. General Regulations

1. Entries to give a brilliant performance, with style, presence, finish, balance and cadence. All gaits shall be executed with high, balanced action and no loss of form. To enter the ring at a trot. This class may not be pre-loaded.
2. This class shall be covered by the Saddle type regulations concerning hooves, manes and tails, and braids, except that roached mane or tail are prohibited. Non-conforming entries must be eliminated.
3. Entries not to back.
4. Qualifying Gaits to be shown both ways of the ring.
 - a. Walk, trot and canter the same as Three-Gaited.
 - b. Slow gait: a slow, high, animated gait and not a slow rack.
 - c. Entries must walk prior to execution of trot, slow gait, canter or reverse.

B. Gaits

1. To be shown at a walk, trot, slow gait, rack and canter. All gaits to be performed in collected balance, with high action, brilliance, and presence. High head carriage and great elevation of knees and hocks are normal. Knee flex-

ion should be proportionate to hock flexion. The animal's energy should be directed toward animation rather than speed.

- a. Walk: The animated walk is a highly collected gait, exhibiting much "primp" at a slow, regulated speed, with good action and animation. It should have snap and easy control. It can either be a two beat or four beat gait. It is performed with great style, elegance and airiness of motion. A flat footed walk is not to be penalized.
- b. Trot: Highly collected, straight, two beat gait.
- c. Canter: Slow, lofty and fluid, with definite three beat cadence, consistent rate of speed.
- d. Slow Gait: Restrained four beat gait, executed slowly but with true and distinct precision; lofty and brilliant; speed to be penalized.
- e. Rack: Smooth and highly animated, performed with great action and speed, in a slightly unrestrained manner. Should be performed in an effortless manner from the slow gait.

C. Judging

1. Faults would include: rough, short, or low action, leaning or lugging on the bit, mixing gaits or tendency to pace; dragging hocks; unbalanced action; loss of form due to excessive speed.
2. To be judged on performance, presence, quality, manners, conformation and suitability.

N10. Two Year Old English Performance

A. General Rules and Regulations

1. This class may not be held annually prior to June 1st.
2. Refer to specific class requirements (i.e. Hunter Under Saddle, Hunter Seat Pleasure, Saddle Seat Pleasure, etc)
3. English snaffle bits may be used.
 - a. The bits may be oval, round, egg-shaped, smooth, or inlaid.
 - b. No mouthpiece may be wrapped in metal
 - c. Slow twist, corkscrew, double and/or single twisted wire bits may be used if the bit is a minimum of 5/16" in diameter a minimum of one inch from the cheek or ring.
 - d. Bits may be broken in more than one place
 - e. No leverage bits (i.e. Pelham, Kimberwicke, shank/curb bits, etc) may be used.

N11. English Disciplined Rail – Horse, Pony

A. General

1. This class is to show the ability of a highly trained horse or pony. Appointments shall follow those of pleasure classes.
2. Judge shall work the Pintos adequately but must not overwork the entries. This is not a game or a fault and out class, and shall not be judged on an elimination basis. Final judging shall be on the basis of the best overall disciplined rail performance. At all times, the safety of the animals and exhibitors to be the first concern.
3. Disciplined Rail classes must be restricted to either only Western or only English equipment. No points will be awarded to mixed seat classes.

B. Disciplined Rail Performance

1. Entries may be shown either Hunter Seat or Saddle Seat.
2. The class routine shall be to perform work on the rail, and

may include, but is not limited to:

- a. A short walk, trot, extended or strong trot, or canter.
- b. A hand gallop (no more than eight Pintos at a time, and twice around the ring).
- c. Simple changes of lead each way of the ring (not more than twice for each lead.)
- d. Starting into a canter from a halt.
- e. Square stop.
- f. Starting and traveling on the incorrect lead (counter canter).
- g. Leg-yield both left and right on the rail and/or on the diagonal once each way.
- h. Turn on forehand and/or haunches, once each way.
- i. Shoulder-in and/or haunches-in and/or out at a walk and/or trot, once each way for each movement.
- j. Stand quietly.
- k. Working of entrants "on the buckles" or without contact of the reins is limited to the walk only. Any other movements will not be asked to be performed except with light contact. Riding "on the buckles" will not be considered riding with light contact.
- l. Judge may ask for additional safe work.

3. To be judged on performance, manners and conformation.

N12. English Ideal Pinto – Horse, Pony

A. General

1. The Ideal Pinto Class is a performance event which is unique to the Pinto breed. This class displays the balance required of a pleasure Horse or Pony which also exhibits good conformation and exceptional markings.
2. Classes may be offered by English Seats (i.e. Ideal Pinto Hunter Seat, All Types)
3. Animals to be stripped and judged on conformation and markings after under saddle work. Two attendants per Pinto are permitted in the ring for stripping and grooming. Wheel barrows, carts or any type of mechanical apparatus is prohibited in the ring.

B. Ideal Pinto Class Performance

1. To be shown at a walk, normal trot, and canter, both ways of the ring.
2. Extended trot or strong trot may be required.
3. Entries must walk prior to execution of canter and reverse.
4. Animals may be asked to back.
5. Time limit for stripping/grooming is two (2) minutes.
6. To be judged 50% on performance and manners, 25% on conformation, and 25% on Pinto markings.

O. GYMKHANA – HORSE, PONY, MINIATURE

O1. General Regulations

1. Unsoundness shall not be penalized in an entry unless it is sufficiently severe to be considered an act of cruelty. In such a case, management shall bar the entry from further participation.
2. Poles (stakes) shall be approximately 1-1/2" in diameter and of a safe material that will not splinter. Each shall be from 6' to 7' high, with a safe, stable stand for ballast. Each shall be painted so that it is easily distinguished from the background (rail, tanbark, etc.). Official base should be 12" to 14" in diameter.

3. Barrels shall be of the size of a fifty-five gallon drum and shall contain no sharp edges, either on the inside or the outside. Each shall be painted so that it is easily distinguished from the background. A protective device around the top of the barrels is permitted.
4. Management shall designate the order in which the entries shall compete. Not more than one entry shall be in the ring at one time except for a back up entry.
5. An exhibitor shall be considered "on course" once any part of the Pinto crosses the starting line, until every part of the Pinto crosses the finish line after completing the course.
6. Timing Line - The course for all competitors shall include a timing line to be a distance of at least 20' from the first obstacle. The timing line is imaginary and should be indicated by stakes, pylons, or other suitable markers.
7. Start and Finish - The exhibitor shall be signaled when the judge and timing officials are ready. At anytime within one minute after the ready signal is given, the entry shall cross the timing line and begin the course. Starting and finishing time shall be taken the instant any part of the entry crosses the timing line. Running start is prohibited. The entry must come to a halt after finishing the course before leaving the arena, but may make one circle before coming to a halt.
8. Ties to be broken with a runoff, or by flip of coin if agreed to by contestants.
9. Disqualifications - Any of the following infractions shall disqualify an entry:
 - a. Failure to begin course within one minute after ready signal.
 - b. Any deviation from the pattern is cause for disqualification.
 - c. Fall of Pinto and/or exhibitor while on course.
 - d. Spurring, striking or beating the horse in any manner whatsoever forward of the front cinch, after entering the arena. (Touching the horse shall not be considered striking or beating the horse.).
 - e. Entry being unruly or out of control.
 - f. Any kind of cruelty, whether or not specifically mentioned in this rule.
 - g. Excessive use of spurs, crop, bat or romal.
 - h. Failure of entry to leave the ring immediately upon notification by the judge of disqualification shall bar both the Pinto and exhibitor from further participation in the show.
10. Penalties
 - a. A five-second penalty shall be assessed for each obstacle knocked down, unless otherwise provided in the class specifications. The exhibitor must remain on course as if the obstacle were still standing.
11. Breakage - If tack or equipment should break or the animal should cast a shoe while negotiating the course, and the difficulty prevents completion of the course, the entry shall be disqualified. Should the entry be able to continue the course despite the difficulty and without cruelty, it may continue without penalty.
12. The method of holding reins is optional.
13. Timing - A photo electrically activated electronic or electric

timer is preferred to stop watches. If such an electrical timer is used, at least one official should take the time with a stop watch in case of failure of the electric device. If such an electrical timer is not available, three stop watches are recommended to be used, with the median time being the official time. (The median time is the time indicated by two of the three stop watches if two agree. If no two watches agree, the median time is the time indicated by the watch which indicated neither the fastest nor slowest time.) All stop watches must be calibrated in at least tenths of a second.

14. All measurements given in Gymkhana rules are desired if arena space allows. However, when space does not allow prescribed measurements, common sense must prevail.

O2. Appointments

A. Equipment and attire must be Western.

1. Hats or safety helmets are recommended for all Gymkhana classes, but are at the exhibitor's option. If hat or safety helmet is worn and it falls off and touches the ground while in the arena, a five (5) second penalty will be assessed.
2. McClellan or similar saddle shall be considered Western when Western bridles are used.
3. All Western tack and equipment is acceptable if humane. If a tiedown is used the noseband must be rope, leather, or nylon. No wire permitted.

B. The following items of equipment are prohibited in all classes in this division:

1. Any other kind of bridle or equipment not appropriate to the saddle being used and to the attire of the rider.
2. Unusual construction or arrangements, if considered by the judge to be inhumane, abnormal or dangerous.

O3. Cloverleaf Barrel Competition

A. Three competitions are available, known as Table 1, Table 2 and Table 3.

B. Regardless of which table is being used, the rider shall have the option of riding either course "A" or course "B".

1. Course "A" - The entry shall cross the timing line, circle barrel 1 clockwise, circle barrel 2 counter-clockwise, circle barrel 3 counterclockwise, and cross timing line.
2. Course "B" - The entry shall cross timing line, circle barrel 2 counter-clockwise, circle barrel 1 clockwise, circle barrel 3 clockwise, and cross timing line.

C. Table 1 - Three barrels shall be placed to form an equilateral triangle with sides of 75' each, with barrels 1 and 2 each 30' from the starting line. The length of the timing line shall be 75'.74

D. Table 2 - Three barrels shall be placed to form an isosceles triangle. The distance from barrel 1 to barrel 2 shall be 90'. The distance from barrel 1 to barrel 3 shall be 105'. The distance from barrel 2 to barrel 3 shall be 105'. The distance from barrels 1 and 2 to the timing line shall be 60'. The length of the timing line shall be ninety feet (90').

E. Table 3 - Three barrels shall be placed to form an isosceles triangle. The distance from barrel 1 to barrel 2 shall be 105'. The distance from barrel 1 to barrel 3 shall be 120'. The distance from barrel 2 to barrel 3 shall be 120'. The distance from barrels 1 and 2 to the timing line shall be 75'. The length of the timing line shall be 105'.

O4. Pole Bending Competition

- A. The rider shall have his/her choice of the side on which to pass the first pole. Management should allow ample room between all running lanes and between the lanes and walls or fences.
- B. Six poles shall be placed 21' apart in a straight line down the approximate center of the ring, with the first pole being 21' from the timing line. The timing line shall be 30' long. The entry shall cross the timing line, move in an approximately straight line to pole 6 (farthest pole), make a 180° turn around pole 6, pass between pole 6 and pole 5, bend through the poles to pole 1, circle pole 1, bend through the poles to pole 6, make a 180° turn around pole 6, and cross the timing line, by moving along the poles on the side opposite that on which it first approached pole 6.

O5. Keyhole Competition

- A. The course shall be laid out with a limed keyhole on the ground, with the throat of the keyhole perpendicular to and facing the timing line, and the center of the circle of the keyhole one hundred feet from the timing line. The keyhole shall be in the form of a broken circle 20' in diameter, with a throat 4' wide, inside white lines, and 10' long. The Pinto shall cross the timing line, enter the circle of the keyhole, turn around in either direction, entirely within the circle of the keyhole, and recross the timing line. The entry is disqualified if the Pinto steps on or over the limed keyhole boundary at any point or if the entry turns around in the throat of the keyhole rather than in the circle. The area surrounding the limed line shall be raked or swept after each ride. Walking or trotting prior to entering the key shall result in disqualification.

O6. Flag Race Competition

- A. Three competitions are available, known as Table 1, Table 2 and Table 3. Management should allow ample room between the barrels and any side fences. Measurements are made to the center of the base of the barrel. A five gallon bucket 3/4 full of sand or other suitable material, shall be placed on the barrels as a depository for the 18" flags.
- B. Regardless of which table is being used, the rider shall have the option of riding either course "A" or course "B".
 - 1. Course "A" - The entry shall cross the timing line, and begin the course by following the pattern to the left.
 - 2. Course "B" - The entry shall cross the timing line, and begin the course by following the pattern to the right.
- C. Penalties - Knocking over the bucket holding the flags without knocking it off the barrel incurs a five- second penalty..
- D. Causes for disqualification.
 - 1. Failure to pick up the flag on the first pass.
 - 2. Failure to place the flag in the bucket on the first pass.
 - 3. Touching any part of the Pinto's body with the flag or stick.
 - 4. Dropping the flag.
 - 5. Knocking over any of the barrels, or knocking the bucket off the barrel.
- E. Table 1 - Three barrels shall be placed to form an isosceles triangle. The distance from barrels 1 to 2 and 2 to 3 shall be 100'. The distance across the base of the triangle shall be 75'. The distance from the base of the starting line shall be 75'. The timing line shall be 75' in length.
- F. Table 2 - Three barrels shall be placed to form an isosceles triangle. The distance from barrels 1 and 2 and 3 shall be 120'. The distance from barrels 2 and 3 shall be 30'. The distance from the timing line to barrel 1 shall be 50'. The timing line shall

be 50' in length.

- G. Table 3 - Three barrels shall be placed to form an isosceles triangle. The distances shall conform to any of the tables in the Flag Race or Cloverleaf Competition patterns. Riders may have the option of riding course "A" or course "B".

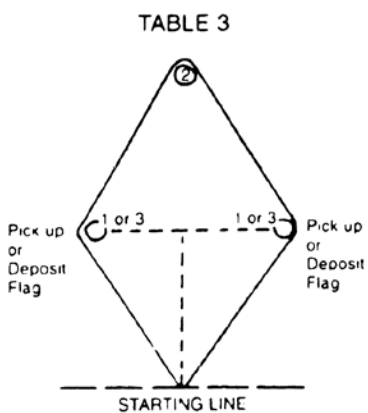
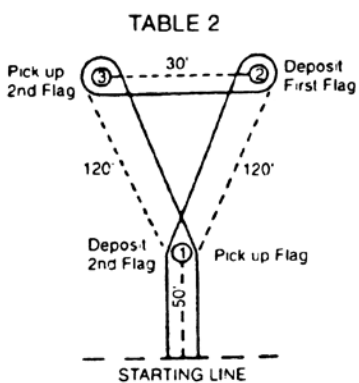
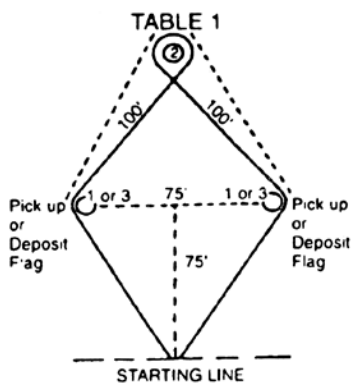
07. Stake Race

- A. Markers: The start and finish line is 20 feet wide and marked by two upright markers, ten feet on each side of the center line and short enough so as to not interfere with the timer, if one is used. Short pylons or cones are recommended. The first and second poles marking the center line are each 40 feet from the start and finish line, making them a total of 80 feet apart.
- B. Start: Start by crossing the start and finish line between the two upright pylons or cones. Run a figure eight (8) around the upright poles marking the center line, and finish by again crossing the start and finish line between the pylons and cones and closing the eight (8).
- C. Class Procedure: At the first pole, the contestant may go right or left, just so the figure eight (8) is run.
- D. No Time: If the figure eight (8) is not completed, or if the upright marker is knocked down, there is no time.

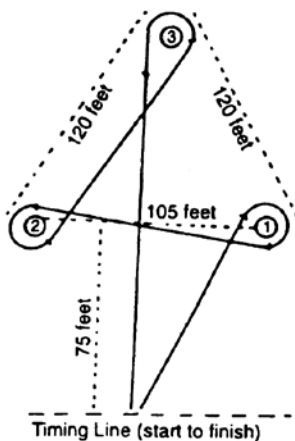
08. Miniature Vehicle Classes

- A. Gymkhana classes may be held using existing Gymkhana specifications.
- B. Miniatures cantering or galloping more than three (3) steps between any two points on the course will be penalized five (5) seconds for each occurrence.
- C. Any suitable two or four-wheeled vehicle may be used.

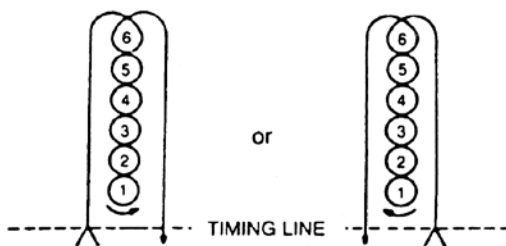
FLAG RACE COMPETITION



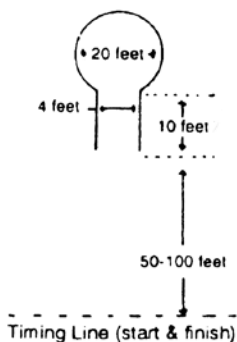
CLOVERLEAF BARREL RACING PATTERN



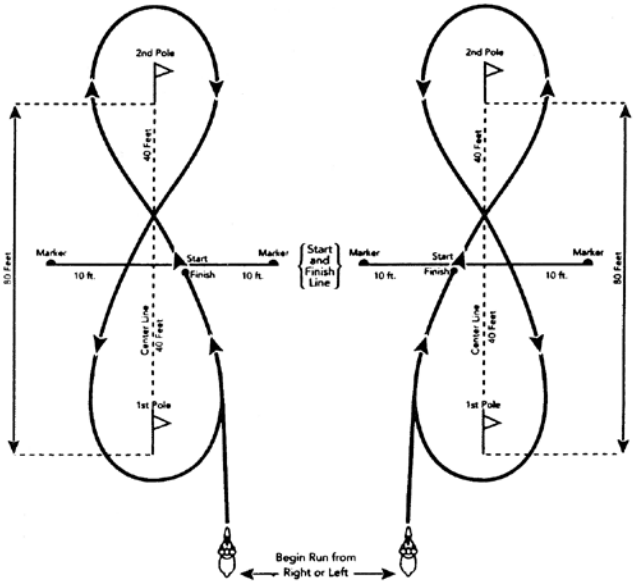
POLE BENDING PATTERN



KEYHOLE PATTERN



STAKE RACE PATTERN



P. DRIVING – HORSE, PONY, MINIATURE

P1. General Regulations And Appointments

- A. The equipment required for all Driving classes shall include a whip, collar, or breast collar with standard Driving bridle. Appropriate bits, including leverage bits, may be used. Overcheck or side checks permitted at the option of exhibitors. To be shown in appropriate 2 or 4 wheel vehicle suitable to the Pinto. Breeching or thimbles may be used at the option of the exhibitor.
- B. Entries shall be serviceably sound and shown without artificial appliances (i.e., wired ears).
- C. Attire - Exhibitors shall be suitably attired for the type of vehicle they are driving. Drivers may use lap robes. Roadster colors are prohibited.
- D. One passenger permitted. Any assistance to the driver will result in disqualification.
- E. Horses, Ponies, or Miniatures can not be combined in any Open Driving events.

P2. Pleasure Driving

A. General Regulations and Requirements

1. Entries should give the appearance of being a pleasurable driving Pinto. To enter the ring at a normal trot.
2. Boots or bandages are prohibited.
3. To be shown at a flat-footed walk, a normal trot and a strong trot, both ways of the ring.
4. To stand quietly and back readily.

B. Gaits

1. All gaits to be performed in a smooth, relaxed, balanced

manner, consistent with conformation type of animal.

2. Walk: Flat-footed, free, rhythmical four beat gait.
3. Normal Trot: Balanced, free moving and relaxed two beat gait.
4. Strong Trot: Balanced lengthening of stride with noticeable difference from normal trot, without excessive speed, loss of form, or two beat gait.
 - a. Stock and Hunter types will move with low strides, with little flexion of knees and hocks.
 - b. Pleasure type will move with rounded, medium strides, flexed neck with poll higher than withers, and will display forward reach and flexion of knees and hocks.
 - c. Saddle type will move with rounded strides and may display higher head carriage and action and more knee and hock flexion.

C. Judging

1. To be judged on manners, quality, performance, conformation and suitability.
2. Faults would include: stiff or choppy gaits; inconsistent rhythm, crooked or sideways movement.
3. A tendency to move in a Western style jog instead of a normal trot should be penalized.
4. All animals moving in an extremely slow jog instead of a normal trot must be penalized.
5. Extreme speed to be penalized

P3. Fine Harness (4-Wheel Vehicles Only)

A. General Regulations and Appointments

1. Entries to give a performance showing style, presence, finish and cadence. To enter the ring at a Park trot.
2. Quarter boots or rubber bell boots are permitted.
3. Entries may be unchecked while lined up. Attendant may stand an entry on its feet and thereafter, he/she shall remain at least two paces distant from the head.
4. Entries not to back.
5. Four-wheeled vehicle only.

B. Gaits

1. All gaits to be performed both ways of the ring and are to be collected and balanced, with high action, brilliance and presence. High head carriage and great elevation of knees and hocks are normal. Knee flexion should be proportionate to hock flexion. The animal's energy should be directed toward animation rather than speed.
 - a. Walk: Collected, animated, brisk, with four beats, need not be flat-footed.
 - b. Park Trot: Animated, balanced two beat gait with cadence.

C. Judging

1. To be judged on performance, manners, quality, conformation and suitability.
2. Faults would include: stiff or choppy gaits; dragging hocks; unbalanced action; crooked or sideways movement.
3. Extreme speed to be penalized.

P4. Ideal Pinto Driving

A. General Regulations and Requirements

1. The Ideal Pinto Driving class is a performance event which is unique to the Pinto breed. This class displays the balance required of a Pleasure Driving Pinto which also exhibits good conformation and exceptional markings.

2. To be shown in an appropriate two or four-wheel vehicle, giving the appearance of being a pleasurable driving Pinto.
3. Entries to stand quietly and back readily.
4. All Pintos to be stripped and judged on conformation and color after driving work is completed.
 - a. In addition to exhibitor, one or two attendants per Pinto are permitted in the ring for stripping/grooming and should enter immediately upon being signaled by judge to do so.
 - b. Vehicle is to be removed from the Pinto prior to the removal of the bridle and reins. Failure to do so will result in immediate disqualification.
 - c. Animals are not to be re-harnessed.
 - d. Entries may be shown in hand, with headstall or halter, without being penalized.
 - e. Handler and driver must be the same.
 - f. Time limit for stripping/grooming is two (2) minutes.

B. Gaits

1. To enter the ring at a normal trot.
2. To be shown at a flat-footed walk, a normal trot, and a strong trot, both ways of the ring.

C. Judging

1. Extreme speed to be penalized.
2. To be judged 50% on performance and manners, 25% on conformation, and 25% on Pinto markings.

P5. Roadster

A. General Regulations and Requirements

1. Entries shall be serviceably sound and shown without artificial appliances.
2. Unweighted quarter boots or rubber bell boots are optional in all classes.
3. Entries shall be shown with natural or shortened mane and tail. Roached mane is prohibited. Saddle type Pintos only may have inconspicuously applied hair in mane or tail switch. All other types - Pleasure, Hunter and Stock - must conform to the Pleasure type regulations regarding manes and tails. Non-conforming entries must be eliminated.
4. Entry number must be worn on the back of the exhibitor.

B. Attire

1. Exhibitors shall wear stable colors, cap and jacket to match.

C. Gaits - The principle gait assignment for Roadsters is the trot. Entries shall be asked to trot at three different speeds: the slow jog trot, the fast road gait, and then at full speed.

1. At all speeds, Pintos should work in form, with chins set and legs working beneath them, going collectedly.
2. At the trot, an entry whose action features folding of knees, flexing of hocks, with straight, true action of front legs and with hocks carried close together and with motions coordinated, is executing a balanced trot. Long, sprawling action in front, dragging or trailing hind legs and straddle-gaited action behind makes a balanced trot impossible. Pacey-gaited or mixy-gaited entries, that pace and rack the turns, or break and run on the turns, shall be penalized.

D. Class Procedure

1. Roadsters must enter the ring clockwise at a jog trot, then show at the road gait; turn counter-clockwise at the jog trot, show at the road gait and then trot at speed.

2. Entries should be light-mouthed, capable of being taken up at any time, willing to walk and stand well when being judged in the center of the ring.
3. When entries are lined up, no attendant is permitted and driver shall not leave his/her vehicle except for necessary adjustments.

P6. Roadster To Bike

A. General Regulations and Requirements

1. Pinto to be shown in light harness with blinkers of square pattern, snaffle bit and overcheck to a suitable two-wheeled vehicle, preferably a bike.
2. Entries shall show animation, brilliance and presence. To enter ring clockwise, at a jog trot.
3. When entries are lined up, no attendant is permitted and driver shall not leave his/her vehicle except for necessary adjustments. He/she may, however, uncheck and stand at the Pinto's head when left in the center of the ring while a part of the class is on the rail for a workout.
4. To be shown at a jog trot, road gait, and then at speed.
5. To be judged on performance, speed, quality, manners, conformation and suitability.

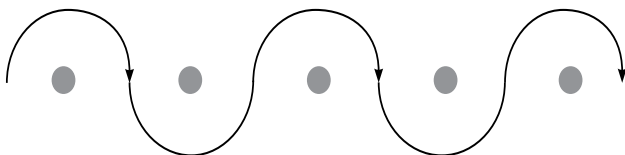
P7. Obstacle Driving

A. General Regulations and Requirements

1. Animals are required to work over and through obstacles.
2. The Show Committee and/or course designer must keep in mind that the course must accommodate suitable two or four-wheel vehicles. Animals in the obstacle driving class must not be asked to jump over any obstacles, but may be asked to drive over flat obstacles. Obstacles should simulate conditions normally encountered on a pleasant afternoon drive.
3. This is not a timed event and the speed with which the course is completed should not be used in whole or in part to determine placing.
4. Suggested obstacles unique to driving:
 - a. Positioning one wheel (rear wheel if four-wheel vehicle) within a 24" minimum circle, pivot the Pinto 360° in either direction, maintaining the position of the wheel within the circle.
 - b. Back the Pinto until an obstacle is bumped. Dislodging a "jump" could be used to evidence sufficient backing.
 - c. Drive in a straight line, keeping one wheel between a 12" minimum designated strip.
 - d. Drive over a flat obstacle such as water, flat plywood, or firmly anchored tarp.
 - e. Mount or dismount from either side of vehicle.
 - f. Carry objects in the vehicle.
 - g. Half circle serpentine, trot through cones
 - (1) Horse course set nineteen (19) feet between cones.
 - (2) Pony course set seventeen (17) feet between cones.
 - (3) Miniature course set fifteen (15) feet between cones.
 - h. Back & Walk-through half-circle serpentines
 - (1) Pony course set seventeen (17) feet between cones.
 - (2) Miniature course set fourteen & one-half (14

- 1/2) feet between cones.
- i. Deviation serpentine, trot through cones.
 - (1) Horse course set twenty-one (21) feet between cones.
 - (2) Pony course set nineteen (19) feet between cones.
 - (3) Miniature course set sixteen & one-half (16 1/2) feet between cones.
 - j. Drive through **U**. Dimensions are for walk-through, for trot through, add two (2) feet to all dimensions.
 - k. Offset gates - Trot through first gate. Then, still at a trot, circle back behind first gate and around and through next gate.

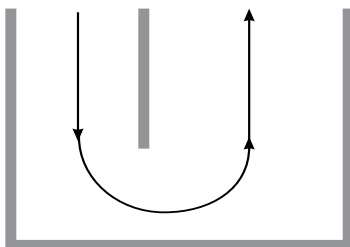
Half Circle Serpentine - Trot Through Cones



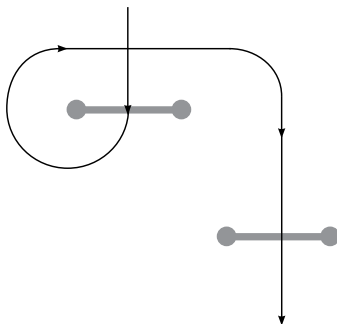
Deviation Serpentine - Trot Through Cones



Drive Through U



Offset Gates



B. Variation on class - Gambler's Choice Obstacle Driving.

1. To be conducted as outlined above, with the following additions:
2. Each obstacle is to be assigned a point value by the course designer. The course will include a start/finish line for the purpose of timing.
3. The obstacles are to be completed at the discretion of the driver, in any direction, in any order, within a time period, such as two minutes, as designated by the Show Committee. Placing for the class will be determined by the total points accumulated within the time period allowed.
4. Ties will be broken by deducting points for the amount of time taken to return to the finish line after the time period is announced as being over by such method as a whistle.
5. The amount of times a particular obstacle may be repeated will be determined by the course designer, but no obstacle may be repeated until one or more other obstacles have been completed.

P8. Disciplined Rail Driving

A. General Regulations and Requirements

1. This class is to show the ability of a highly trained Pinto.
2. Entries should give the appearance of being a pleasurable driving Pinto.
3. To be shown in a two wheeled vehicle.
4. Boots or bandages are prohibited.
5. To stand quietly and back readily.
6. To enter the ring at a normal trot.
7. To be shown at a flat-footed walk, a normal trot and a strong trot, both ways of the ring

B. Class Procedure

1. Pintos shall perform work on the rail that will include, but not be limited to:
 - a. A flat-footed walk, normal trot.
 - b. A strong trot (not to exceed twice around the ring).
 - c. Starting with a flat-footed walk, through a normal trot to a strong trot.
 - d. Stand quietly.
 - e. Pivot (Pinto to side pass as though there were a wall in front and behind with one wheel rolling). Pivot not to exceed 90% (Judge may ask for both right and left or either.).
 - f. Dismount from the cart and remount (No headers to be used and reins to be held at all times).

C. Judging

1. Judge shall work the Pintos adequately, but must not overwork the entries. This is not a game or a fault-and-out class and shall not be judged on an elimination basis.
2. Final judging shall be on the basis of the best overall disciplined rail performance.
3. To be judged 75% on performance, 25% on manners and conformation.

P9. Combined Driving

A. General Regulations and Requirements

1. Combined Driving Event includes three competitions held over a two or three day period that include Dressage, Cross County Marathon, and an Obstacle course.
2. Governing bodies for Combined Driving are American Driving Society (ADS), United States Equestrian Federation (USDF), and the Federation Equestre

Internationale (FEI) for the international competition.

3. Complete rules for Combined Driving can be found in the American Driving Society (ADS) Hand Book and the United States Equestrian Federation (USDF) rule book.

B. Definitions

1. A Combined Driving Event (CDE) usually held over a two or three day period and has three competitions. The whip drives the same animal(s) throughout the competitions.
 - a. Presentation and Dressage
 - b. Marathon
 - c. Obstacle Driving
2. Driving Trials has three (3) competitions held over a one (1) or two (2) day period. The whip drives the same animal(s) throughout each competition.
 - a. Presentation and Dressage
 - b. Marathon
 - c. Obstacle Driving
3. Competition Levels
 - a. Training
 - b. Preliminary
 - c. Intermediate
 - d. Advanced B
 - e. Advanced A

C. Points

1. No points will be separated from a Combined Driving Event score and applied to any other PtHA ROM point-earning event (i.e. Dressage, Obstacle Driving)
2. Individual placings in non ADS or US Equestrian Federation Combined Driving Events will receive points based on the regular PtHA point scale times the number of days of the competition

Q. HUNTERS, JUMPERS AND JUMPING-IN-HAND- HORSE, PONY, MINIATURE

Q1. Pony, Miniature Jumping-In-Hand

A. General Regulations and Requirements

1. Pinto Jumping-in-Hand is restricted to Pintos, two (2) years of age and older.
2. The courses for Jumping-in-Hand classes must be posted at least two (2) hours before the scheduled class.
3. Judge(s) and Course Designer shall walk the course with the exhibitors prior to the start of the class.
4. Exhibitors may go over jumps with Pintos.

B. Course Design

1. Course diagram to be shown with arrows to show direction.
2. Standards and poles shall be made of lightweight PVC pipe material.
 - a. The cross bar shall be made of PVC pipe with a minimum diameter of two (2) inches.
 - b. The height of the standard shall not exceed the height being jumped.
 - c. The cross bar must be at least five (5) feet in length.
 - d. Ground poles are required.
3. The start line and the finish line shall be indicated by two (2) markers at least four (4) feet apart and a minimum fifteen (15) feet before the first jump and after the last jump.
 - a. There shall be no imaginary line between the start line and the finish line.

4. Distance between jumps to be a minimum twenty (20) feet.
5. Jump heights to be a minimum eighteen (18) inches and a maximum of twenty four (24) inches for the first jumping round.
6. There will be a minimum of four (4) jumps and a maximum of eight (8) jumps. Ponies are to jump a minimum of six (6) jumps.

C. Course Performance

1. Pintos must cross start line and finish line in proper direction and complete course.

D. Jump-Offs:

1. Jump-offs are to occur for any/all ties through six place.
2. All jump-offs are to be over the original course.
3. Jump heights will be increased not less than three (3) inches and no more than six (6) inches for each jump-off round.
4. When jump height reaches thirty four (34) inches, exhibitors will be timed on the course and those times used to determine the placing if there are ties in the number of faults.
5. Number of jumps to be raised is at the discretion of the judge.

E. Scoring

1. In scoring Jumpers, an in-and-out is to be considered as two jumps. Jumpers are scored on a mathematical basis and penalty faults, include knockdowns and refusals as follows:
 - a. Knockdowns— 4 faults. An obstacle is considered knocked down when, in jumping an obstacle, a Pinto or handler, by contact, lowers the established height of the fence in any way.
 - b. Refusals — 3 faults. Stopping at an obstacle without knocking it down and without backing, followed by jumping from a standstill is not penalized. However, if the halt continues or if the Pinto backs even a single step, side steps, or circles to retake the fence, a refusal is incurred.
 - c. Circling after crossing starting line — 3 faults. Any form of circle or circles whereby the Pinto crosses its original track between two consecutive obstacles or stops advancing toward or turns away from the next fence except to retake an obstacle after a disobedience.
 - d. Crossing your own path (as in circling between fences, not as in retaking a fence from a refusal) — 3 faults. A Pinto that has been penalized for circling cannot then be penalized again for crossing its own path at the same obstacle.
2. Elimination
 - a. Three (3) refusals
 - b. Off course
 - c. Fall of Pinto and/or exhibitor.

F. Tack and Attire

1. Whips are permitted, but shall not be used to encourage Pinto to jump.
2. Exhibitor foot wear is optional.
3. Use of front leg wraps or boots on Pony is optional.

Q2. Miniature Hunter and Jumpers

A. General Regulations and Requirements

1. Miniature are required to be a minimum of two (2) years of age to compete.
2. All courses for Hunter and Jumping classes must be posted at least two (2) hours prior to the scheduled time of the class.
3. Judge(s) shall walk Hunter/Jumper course with designer and exhibitors.
4. Exhibitors may go over jumps with Miniature.

B. General Course Design

1. Course diagrams must show with arrows the direction each obstacle must be taken.
2. Jumps for Hunters and Jumpers will be made of PVC piping.
 - a. The crossbar shall be made of PVC pipe with a minimum diameter of 2".
 - b. The height of the standard shall not exceed the height being jumped.
 - c. All jumps must be a minimum of five (5) feet wide.
 - d. All jumps must have a ground pole.
3. There will be a minimum of sixteen (16) feet between jumps, with the exception of an in and out.
4. In-and-outs should be set approximately eight (8) feet apart.
5. No jumps, including jump-offs to exceed 34".
6. Any decorations or jump wings must not protrude more than twenty-four (24) inches from the uprights.
7. A start and finish line must be established at least twelve (12) feet from the first and last obstacle, indicated by two markers at least four (4) feet apart.
8. There will be a minimum of four (4) obstacles, with horses to jump a minimum of six (6) jumps and a maximum of eight (8) jumps.

C. Course Performance

1. Pintos (exhibitors optional) must cross the line in the proper direction to start and complete the course.
2. Pintos must stay within the course boundaries as outlined by the start and finish cone.
3. Circling once upon entering the ring and once upon leaving the ring is permissible, but not after crossing starting line.
4. Baiting of an entry to encourage it to perform at any of the jumps is not allowed. Baiting in class is a disqualification.

D. Jumpers Class, Miniature

1. Jumper Course Design
 - a. Minimum height for jumps must be eighteen (18) inches and maximum height twenty-eight (28) inches for first jumping round.
 - b. Courses should be attractive, varied, and appropriate to their setting.
 - c. Jumps could include brush, triple bar, water, and similar jumps.
 - d. Brush jump must have a visible bar on top or beyond.
 - e. An in-and-out is to be considered as two jumps.
2. Ties
 - a. Jump-offs are to occur for any/all ties through 6th place.
 - b. The jump-offs are to be over the original course.

- c. Jump heights will be increased not less than three (3) inches and no more than six (6) inches in height for each jump-off round.
- d. The Miniature with the fewest faults will be declared the winner.
- e. Number of jumps to be raised is at the discretion of the judge.
- f. When jump height reaches 34", exhibitors will be timed on the course and those times will be used to determine the placings if there are ties in the number of faults.

3. Scoring

- a. In scoring Jumpers, an in-and-out is to be considered as two jumps. Jumpers are scored on a mathematical basis and penalty faults, include knockdowns and refusals as follows:
 - (1) Knockdowns— 4 faults. An obstacle is considered knocked down when, in jumping an obstacle, a Miniature or exhibitor, by contact, lowers the established height of the fence in any way.
 - (2) Refusals — 3 faults. Stopping at an obstacle without knocking it down and without backing, followed by jumping from a standstill is not penalized. However, if the halt continues or if the Miniature backs even a single step, side steps, or circles to retake the fence, a refusal is incurred.
 - (3) Circling after crossing starting line — 3 faults. Any form of circle or circles whereby the Miniature crosses its original track between two consecutive obstacles or stops advancing toward or turns away from the next fence except to retake an obstacle after a disobedience.
 - (4) Crossing your own path (as in circling between fences, not as in retaking a fence from a refusal) — 3 faults. A Miniature that has been penalized for circling cannot then be penalized again for crossing its own path at the same obstacle.
- b. Elimination
 - (1) Three (3) refusals
 - (2) Off course
 - (3) Fall of Miniature and/or exhibitor.

4. Tack and Attire

- a. Whips are permitted.
- b. Exhibitor foot wear is optional
- c. Front leg wraps and boots are optional.

E. Hunter Class, Miniature

1. Hunter Course Design

- a. Hunters are to be judged on style, manners, and way of going with preference given to those Miniatures who cover the course at an even pace, with free flowing strides, as in a brisk trot or canter, but must maintain same gait throughout course.
- b. Sample courses to be provided to show management.
- c. Jumps must be a minimum height of eighteen (18) inches and maximum of twenty-four (24) inches.
- d. There will be a minimum of four (4) obstacles, and

- Miniatures are to make a minimum of six (6) jumps and a maximum of eight (8) jumps.
- e. Jumps must simulate those found in the hunting field, such as brush, stone wall, gate, white fence, chicken coop, oxer, and in-and-out.
 - f. In-and-out must never be placed at the beginning of the course.
 - g. Courses should be tried out so as not to make turns too sharp for an exhibitor or Miniature.
 - h. In-and-out is considered one obstacle and scored as such.
2. Course Performance
- a. Hunters must demonstrate at least one, but no more than four, changes of direction.
 - b. Charging fences, or not maintaining the same gait throughout the entire course shall be penalized.
 - c. Upon completion of the entire class over jumps, finalists will be trotted past the judge(s) for soundness check.
 - (1) Miniature shall not be required to re-jump the course.
 - d. Refusal of one element of an in-and-out requires the retaking of both elements.
3. Scoring
- a. Major faults to be considered are: knockdowns, touches, refusals, bucking or kicking, spooking or shying, showing obstacle to Miniature, or wringing tail.
 - b. Elimination
 - (1) Three (3) Refusals
 - (2) Off course
 - (3) Crossing your own path
 - (4) Fall of Miniature or exhibitor
 - (5) Jumping of obstacle by exhibitor
 - (6) Carrying of whip
 - (7) An unsound Miniature
 - (8) Jumping of obstacle before being reset.
4. Tack and Attire
- a. Exhibitor foot wear is optional.

Q3. Jumper, Horse

A. General Requirements and Regulations

1. All courses must be posted at least one hour before scheduled time of class in a place readily available to exhibitors.
2. The plan or diagram of the course must show the obstacles, which must be taken in the order indicated by numbers, but, apart from this, the exhibitor is not bound to follow a compulsory track.
3. An arrow is used to indicate on the plan the direction in which each obstacle is to be taken.
4. Responsibility for construction of courses is a function of the Show Committee, but judges should inspect each course after it has been set and inspect any jump that has been reset; and call the Show Committee's attention to anything that would tend to result in unfair or inappropriate courses.
5. The Show Committee should take into consideration the quality and experience of horses available in determining the height of fences for each class. The premium list must include height and spread for fences and which judging

Table, I or II, will be used for scoring.

B. Course Performance

1. Time classes — Time shall be taken from the instant the Pinto's chest reaches the starting line until it reaches the finishing line.
2. Time shall be taken out while a knocked-down jump is being replaced - that is, from the moment the exhibitor gets his/her mount in position to retake the jump until the proper authority signals that the jump has been replaced.
3. Circling once upon entering the ring and once upon leaving is permissible.
4. Any form of circle or circles, whereby the Horse crosses its original track between two consecutive obstacles, stops advancing toward or turns away from the next fence except to retake an obstacle after a disobedience, is considered a second disobedience. This is a judgment call. (Note: Coming sideways or zigzagging toward an obstacle does not constitute a disobedience unless the Horse passes or turns its back to the next obstacle or the finish line).
5. Horses must cross the starting line mounted between the markers and, to complete a course, they must cross the finishing line between the markers in the proper direction mounted, except in fault and out classes.

C. Course Design

1. The first criterion of a good course is its suitability to the capabilities of the Horses which will jump it and to conditions of the class. Obstacles should be attractive and varied. Care should be taken to insure that all fences represent fair, "jumpable" tests of a Horse's ability and training.
2. All fences and/or components must be capable of being knocked down and should be neither so light or poorly supported that they fall at a slight touch, nor so heavy or firmly supported that they can hardly be dislodged. A type of standard in which a rail rests on top of the post may not be used.
3. Spread jumps — A spread jump is an obstacle or combination of elements taken in one jump and negotiated in the proper direction.
 - a. A spread jump is measured from the two outermost top extremities on a line parallel to the ground.
 - b. As a general rule, it is wise to allow at least 9" differences in the heights of the various elements of a spread jump, which will normally insure that the first element is not too high relative to the highest one.
 - c. A solid component (i.e., coop, wall, etc.) must not be used as part of the furthestmost element.
4. Combinations — A double, treble, or multiple jump "combination" is composed of two, three or more jumps with a maximum inner distance between them of 39'5".
 - a. Must be taken in two, three or more successive jumps. The distance is measured from the base of the one jump on the landing side to the base of the next jump on the take-off side.
5. Distances— Distances between fences and between elements of an in and out should be basically the same as for Hunter Over Fences classes.
6. Fences — The types of fences permitted in Jumper classes

include square oxers, targets, painted rails, triple bars, and hog backs.

- a. Brush jumps must have a clearly visible bar resting on, or placed above or beyond same.
 - b. An obstacle composed of a single rail is not recommended and may not be used in classes 3'0" or over.
 - c. Double crossed poles (i.e., two pairs of crossed poles, with a spread between them) must not be used, and care should be exercised in constructing single crossed poles to prevent abnormal difficulties.
7. Start and Finish — Both a starting line at least 12' from the first obstacle and a finishing line at least 24' beyond the last obstacle must be indicated by two markers, at least 12' apart, set on each end of each line.
8. Design — Courses shall consist of at least eight, but no more than twelve fences
- a. A fence may be jumped more than once if so designed.
 - b. One combination (in-and-out) and at least one spread type jump must be included in classes 3'3" and over.
9. Heights — The minimum height for any class in the first round shall be 2'9". Classes shall be 2'9" to 3'0" in the first round and not to exceed 3'6" in subsequent rounds with spreads 3'3" to 3'6" (not to exceed 4'0"); 3'0" to 3'3" in first round (not to exceed 3'9") with spreads 3'3" to 3'6" (not to exceed 4'3"); 3'3" to 3'6" in first round (not to exceed 4'3") with spreads 3'6" to 3'9" (not to exceed 4'6"); 3'6" to 3'9" in first round (not to exceed 5'0") with spreads 3'9" to 4'0" (not to exceed 5'0"); 3'9" to 4'0" in first round (not to exceed 5'6") with spreads 4'0" to 4'6" (not to exceed 5'6"); 4'0" to 4'3" in first round (no maximum) with spreads to 5'0" (no maximum).
- D. Scoring. Jumpers are scored in a mathematical basis, and penalty faults, which include Disobediences, Falls, Knock-downs, Touches, and Time Penalties, as outlined below, shall be incurred between the starting line and the finishing line.
1. When a horse makes 2 or more faults at any obstacle, only the major fault counts, or, in the case of equal faults, only one will count, except in case of disobedience, which counts in addition.
 2. When an obstacle is composed of several elements in the same vertical plane, a fault at the top element is the only one penalized.
 3. When an obstacle to be taken in one jump is composed of several elements not in the same vertical plane (oxer, triple bar, etc.), faults at several elements are penalized as one fault.
 4. When an obstacle requires two or more jumps (in-and-out), the faults committed at each obstacle are considered separately. In case of a refusal or run-out at one element of an in and out, entry must re-jump the previous as well as the following elements.
 5. Disobediences
 - a. Refusal — This constitutes stopping in front of an obstacle to be jumped, whether or not horse knocks it down or displaces it.

- b. Run-out— Evading or passing the obstacle to be jumped or the finish line.
 - c. Loss of Gait — Loss of forward movement (halt or step backward) by horse after crossing starting line, unless due to refusal or run-out or an order from a judge due to unforeseen circumstances, shall be penalized as a disobedience.
6. Falls
- a. Fall of horse and/or exhibitor shall result in elimination.
 - b. In Fault and Out classes, if the fall or disobedience occurs after landing, the horse will be scored as though the fault has occurred at the next approaching obstacle.
 - c. Even when the penalty of “Elimination” is incurred, the exhibitor will be credited with obstacles already cleared.
7. Knockdowns
- a. An obstacle is considered knocked down when a Horse or exhibitor, by contact lowers any part thereof which establishes the height of the obstacle or the height of any element of a spread obstacle, even when the falling part is arrested in its fall by any portion of the obstacle.
8. Touches
- a. Touches shall be scored as outlined in “Table I”.
 - b. At a brush element, the touch of the brush only, without touching the framework or pole on top thereof, is not scored as a fault.
9. Elimination — Any of the following shall result in elimination of the entry:
- a. Failure to enter ring within one minute of being called.
 - b. Failure to jump in designated order.
 - c. Deliberately addressing an obstacle.
 - d. Failure to cross starting line within one minute after signal to proceed.
 - e. Jumping obstacle before it is reset or without waiting for signal to proceed.
 - f. Exhibitor and/or Horse leaving arena before finishing course.
 - g. Three cumulative disobediences (anywhere on course).
10. Ties — Ties involving first place only may be jumped-off or owners of tied Horses may elect to toss a coin. Horses that are tied for other than first place shall remain tied. Exhibitors may toss a coin for the ribbon unless management provides additional ribbons for tied Horses. When tied Horses are under one ownership or management, the exhibitor may designate the order of placement. A Judge or Steward shall conduct the breaking of ties when they are to be determined by the tossing of a coin or designation of placement under one management or ownership. Any exhibitor who advises the Judge that he/she will not participate in a jump-off is thereupon placed last of the exhibitors in that jump-off. Should there be one remaining exhibitor in the jump-off, he/she is required to attempt at least the first obstacle in order to earn top placement in the jump-off.

11. Jump-offs

- a. Jump-offs will be held over the original course.
- b. Courses may be shortened for the first jump-off and must be shortened in the event there is more than one jump-off.
- c. In classes where there is a spread jump, that fence must remain in all jump-offs.
- d. Except in Fault and Out classes, when two or more Horses incur the penalty of elimination during a jump-off, they remain tied, regardless of the cause of elimination or the point at which the penalty was incurred.
- e. An exhibitor who withdraws in a jump-off must always be placed after a exhibitor who has been eliminated in the same jump-off.

E. Tables

1. Table 1 - Touch Classes (Time does not apply in Table 1 classes).
 - a. Touch of obstacle with any portion of Horse's body behind stifle'— 1/2 fault.
 - b. Touch of obstacle with any portion of Horse's body in front of stifle or with any part of exhibitor or equipment'— 1 fault.
 - c. Knockdown of obstacle, standard or wing with any portion of Horse, exhibitor or equipment— 4 faults.
 - d. 1st disobedience (anywhere on course) — 3 faults.
 - e. 2nd cumulative disobedience (anywhere on course) — 6 faults.
 - f. 3rd cumulative disobedience (anywhere on course) — elimination.
2. Table II — Knockdown Classes (Faults and time)
 - a. Faults and eliminations are scored in exactly the same manner as in "Table I" except that touches are not penalized.
 - b. Time may be taken in the first round, first jump-off, or second jump-off. Premium list must clearly state at which point in the competition time will be taken.
 - c. Fault and Out — The winner to be the Horse clearing the most jumps without a fault as defined in "Table II". Time does not apply in this class.

Q4. Hunter Over Fences, Horse

A. General Regulations and Requirements

1. All courses must be posted at least one hour before scheduled time of class in a place readily available to exhibitors.
 - a. The plan or diagram of the course must show the obstacles, which must be taken in the order indicated by numbers.
 - b. Exhibitor is not bound to follow a compulsory track.
 - c. An arrow is used to indicate on the plan the direction in which each obstacle is to be taken.
2. Circling once upon entering the ring and once upon leaving is permissible.
3. Entries must return to the ring for conformation or soundness judging in the same complete bridle in which they have performed or they may be refused an award.
4. Horses shall not be requested to show at a walk, trot and/or canter or to re-jump the course or any part thereof.
5. The Show Committee should take into consideration the quality and experience of Horses available in determining

the height of fences for each class (i.e., beginning Horses use lower fences than more experienced Horses, who usually will not jump well if the jumps are too low).

6. The premium list must include the exact height of fences to be jumped in each class (i.e., Fences 3'0").

B. Course Design

1. A Hunter course shall be a course which management deems a fair test of a Hunter.
 - a. Fences shall simulate obstacles found in the hunting field such as natural post and rail, brush, gate and chicken coop.
 - b. Jumps such as triple bar, hog's back or targets are prohibited.
2. In handy classes, fences should simulate those found in trappy hunting country.
 - a. The course should have at least two changes of direction.
 - b. Entries to trot over one fence toward the end of the course.
 - c. A ground line is recommended for all fences.
3. Courses shall consist of at least six fences
 - a. A fence may be jumped more than once if so designed.
 - b. A course should have no more than ten fences.
 - c. A course should have at least one change of direction in all classes.
 - d. In all 3'3" classes, a combination (in-and-out) should be included.
4. Distances between fences shall be set as 12' multiples (i.e., an in-and-out with one stride between fences would be 24'; a two stride, 36').
 - a. An in-and-out is considered as two obstacles, but must never be used as a first fence.
5. The top element of all fences must be securely placed so that a slight rub will not cause a knockdown.
 - a. Fifty percent or more of the fences must be the required height.
 - b. None shall be more than 2" over or under.
 - c. Brush jumps may be lower.
6. The minimum height for any class shall be 2'6".
7. The maximum height for any class shall be 4'0".
8. A spread jump is an obstacle or combination of elements taken in one jump and negotiated in the proper direction.

C. Judging

1. Performance — An even hunting pace, manners, jumping style, together with faults and way of moving over the course, as well as when being jogged for soundness, will be considered in judging performance.
2. Conformation— Quality, substance and soundness will be considered in judging conformation.
3. Form— Judge shall penalize unsafe jumping and bad form over fences, whether touched or untouched.
4. Working Hunter Over Fences; Open, Handy — To be judged on performance, soundness and suitability.
5. Conformation Hunter Over Fences; Open, Handy — To be judged on performance, conformation and suitability.

D. Scoring

1. Touches— Light touches are not to be considered, unless the result of bad form.

2. Knockdowns — An obstacle is considered knocked down when its height is lowered by horse or exhibitor. Knockdowns are scored as follows:
 - a. With any part of Horse's body behind stifle — 4 faults.
 - b. With any part of the Horse's body in front of stifle — 8 faults.
3. Disobediences — Disobediences are scored per class, as follows:
 - a. 1st refusal, run-out, bolting on course, extra circle or showing an obstacle to a Horse — 8 faults.
 - b. 2nd refusal, run-out, bolting, extra circle, showing obstacle — 8 faults.
 - c. 3rd refusal, run-out, bolting, extra circle, showing obstacle — elimination.
 - d. failure to keep proper course — elimination.
4. Falls — Fall of Horse and/or exhibitor in competition shall result in elimination.
5. When an obstacle is composed of several elements in the same vertical plane, a fault at the top element is the only one penalized.
6. In case of a refusal or run-out at the second element of an in-and-out, the exhibitor may re-jump the first element as well as the second.

Q5. Pony Jumper Mounted

- A. See Jumper rules for judging fences and courses (except for heights and distances) and scoring procedures.
- B. Distances — Distances between in-and-outs shall be the same as for Pony Hunter Over Fences.
- C. Height and Spread — The minimum height for any class in the first round shall be 2'3". Classes shall be 2'3" to 2'6" in the first round and not to exceed 2'9" in subsequent rounds, with spreads 2'3" to 2'9" (not to exceed 3'3"); 2'6" to 2'9" in first round (not to exceed 3'0") with spreads 2'6" to 3'0" (not to exceed 3'6"); 2'9" to 3'0" in first round (not to exceed 3'3") with spreads 3'0" to 3'6" (not to exceed 4'0"). The Show Committee should take into consideration the size, quality and experience of Ponies available in determining the height of fences for each class. The premium list must include height and spread of fences.
- D. Jump-Off — At least 50% of the jumps may be raised at least 3" and not more than 6" in breaking ties when no faults are involved, and may exceed the maximum allowable height by 3". When at least 50% of the jumps have been raised to the maximum height and a tie for first place has not been broken after the Ponies have jumped the course at this height, the contenders shall be declared tied.
- E. Only Table 1— Touch Classes (Time does not apply in Table 1 classes) may be used in scoring Pony Jumper classes.

Q6. Pony Hunter Over Fences

- A. See Hunter Over Fences for judging fences and courses (except for heights and distances).
- B. Distances — The suggested distance for in-and-out is 22' to 24'. If a class is offered as small Pony Hunter and large Pony Hunter class, the distance for small Ponies (not exceeding 12.2 hands) should be 20' with 22' to 24' for large Ponies (over 12.2, but not exceeding 14.0 hands). The first fence in a Pony Hunter course must be a vertical fence (i.e., brush or rail). Oxers and coops are prohibited as a first fence.

- C. Height and Spread — The minimum height for any class shall be 2'3". The maximum height for any class shall be 3'0". Spreads will not exceed the height of the fences (i.e., In a 3'0" class, spreads will not exceed 3'0").
- D. If class is divided into small and large Pony sections, the heights for small Ponies (not exceeding 12.2 hands) shall not be more than 2'6", while large Ponies shall jump a minimum of 2'6".
- E. The Show Committee should take into consideration the size, quality and experience of Ponies available in determining the height of fences for each class.
- F. The premium list must include the exact height of fences to be jumped in each class (i.e., Fences, 2'9").

R. OTHER PERFORMANCE CLASSES & EVENTS

R1. Competitive Riding

A. General Regulations and Requirements

1. All Competitive Rides accepted for points must be conducted under the rules of the North American Trail Ride Conference (NATRC) or other responsible association charged with the supervision and conduct of such competitions.
2. An endurance ride must be a minimum of fourteen (14) miles in length up to a maximum distance of ninety (90) miles.
3. Vet requirements to be in accordance with the rules of the ride. Pintos must pass all check points satisfactorily.
4. Drugs, abuse, or inhumane equipment are prohibited.
5. Pintos must be at least 48 months old for a 15-40 mile ride, and at least 60 months old for a 25-90 mile ride.

B. Points

1. Points for Competitive Rides shall be computed on the following basis:
 - a. Completion — Four (4) points, when within maximum time limit.
 - b. Placing — Same as the regular ROM point scale.
 - c. Finishing — Two (2) points awarded for every ten (10) horses or major portion thereof in the remainder of the field, including non-finishing entries.
 - d. Bonus
 - (1) Two (2) points — Sweepstake.
 - (2) Two (2) points — High scoring registered Pinto.
 - (3) Two (2) points — Score of 88 or more, per NATRC.
2. Double score - double the score of a - d above for a two-day ride.

C. Distance

1. A Certificate of Special Recognition will be issued to a Pinto for every 250 miles of competition completed according to PTHA records.

R2. Costume

Costume classes are not ROM pointed classes. Refer to rules in World Show Premium Book.

R3. Dressage

The object of Dressage is the harmonious development of the physique and ability of the horse. As a result it makes the horse calm, supple, loose, and flexible but also confident, attentive, and keen thus achieving perfect understanding with his rider. The pinnacle of Dressage competition is

the Grand Prix de Dressage competition of the Olympic Games.

A. General Information

1. Dressage organizations are the United States Dressage Federation and the United States Equestrian Federation.
2. Copies of Dressage tests may be obtained by contacting the United States Equestrian Federation.
3. Point earning levels shall be Training Level and higher.
4. All three basic gaits are required in any point-earning test.

B. Levels for Dressage Competitions

1. Training Level- To confirm that the horse's muscles are supple and loose, and that it moves freely forward in clear and steady rhythm, accepting contact with the bit.
2. First Level- To confirm that the horse, in addition to the requirements of Training Level, has developed thrust (pushing power) and achieved a degree of balance and throughness.
3. Second Level- To confirm that the horse, having demonstrated that it has achieved the thrust (pushing power) required in First Level, now shows that through additional training it accepts more weight on the hind quarters (collection), shows the thrust required at medium paces and is reliably on the bit. A greater degree of straightness, bending, and suppleness, throughness, and self-carriage is required than at First Level.
4. Third Level- To confirm that the horse has achieved the requirements of Second Level. It now demonstrates in each movement, especially in medium and extended paces and in the throughness, impulsion, straightness, and collection. There must be a clear distinction between the paces.
5. Fourth Level- To confirm that the horse has achieved the requirements of Third Level. These are tests of medium difficulty designed to confirm that the horse has acquired a high degree of suppleness, impulsion, throughness, balance, and lightness while always remaining reliably on the bit, and that its movements are straight, energetic, and cadenced with the transitions precise and smooth.

C. FEI Levels

1. Prix St. Georges- Test of medium standard. This test represents the medium stage of training. It comprises exercises to show the horse's submission to all the demands of the execution of classical equitation and a standard of physical and mental balance and development, which will enable him to carry them out with harmony, lightness, and ease.
2. Intermediate I- Test of relatively advanced standard. The object of this test is to lead horses on, progressively and without harm to their bodies, from the correct execution of Prix St. Georges to the more demanding exercises of Intermediate II.
3. Intermediate II- Test of advanced standard. The object of this test is to prepare the horses for the Grand Prix.
4. Grand Prix- Test of the highest standard. The Grand Prix is a competition of the highest level, which brings out the horse's perfect lightness, characterized by the total absence of resistance and the complete development of impulsion.
5. Grand Prix Special- Test of the same standard as Grand Prix. This is a competition of Grand Prix where especially

the transitions are a matter of great importance.

6. The Freestyle Test - This is a competition of artistic equitation to music. It includes all the required movements and gaits of the standard tests of the same level. The competitor, however, is absolutely free in the form and manner of the presentation he chooses within a fixed time. The test should clearly show the unity between rider and horse as well as harmony in all the movements and transitions.

D. General Rules

1. No horse may be ridden more than once in any Dressage class.
2. Horses may compete in no more than one recognized competition on the same day.
3. Horses are limited to a maximum of three Dressage rides per day at Fourth level and below or two Dressage rides per day above Fourth level. Horses may enter no more than two consecutive levels, Freestyle levels included, at any one competition.
4. Calling tests - Training through Fourth Level tests may be called during the competition except at any Final or Championship event at which time all tests must be ridden from memory.
 - a. If a test is announced, it is the responsibility of the competitor to arrange for a person to announce the test.
 - b. The announcing of the test must start with the first movement. Lateness and errors in announcing the ride will not relieve the rider from "error penalties".
 - c. Announcing the tests is limited to reading the movement as it is written once only. However, a movement can be re-read if there is reason to doubt that the rider heard the original call.

E. Saddlery and Equipment

1. Training through Fourth Levels
 - a. An English type saddle with stirrups is mandatory.
2. FEI Levels
 - a. A Dressage saddle with stirrups is mandatory.
3. Any Level
 - a. Saddle pads should be white or of conservative color.
 - b. The name and/or logo of an individual's sponsors, breed logos, national flags, and business/farm logos may appear on a surface area not exceeding 200 square cm on each side of the saddle cloth.
 - c. A breastplate and/or crupper may be used.
 - d. A cavesson noseband should not be so tight as to cause rubbing or irritation.
 - e. Martingales, bit guards, tongue tied down, boots or bandages, blinkers, earplugs, and/or seat covers are prohibited.
 - f. One whip no longer than 43.3 inches (110 cm), including lash may be carried in all classes.
 - g. Spurs must be made of metal, and there must be a shank either curved or straight pointing directly back from the center of the spur when on the rider's boot. If the shank is curved, the spurs must be worn only with the shank directed downwards. (Exception: swan necked spurs are allowed.) The arms of the spur must be smooth. If rowels are

used, they must be free to rotate.

4. Bits and Bridles

a. Training through Fourth Levels

(1) A plain snaffle bridle is required with either a regular cavesson, a dropped noseband, a flash noseband, a crossed noseband, or a crescent noseband.

b. Optional at Third and Fourth Levels (mandatory at FEI Levels)

(1) A simple double bridle (bradoon, curb bit, curb strap made of rubber, chain, or leather, and a lip strap.

c. Any Level

(1) All bits must be smooth and with a solid surface. The mouthpiece of a snaffle may be shaped in a slight curve. A bushing or coupling is permitted as the center link in a double jointed snaffle.

(2) Bits must be made of metal, rigid plastic, or covered with rubber.

(3) The diameter of the mouthpiece must be a minimum of 3/8 inch at rings or cheek.

(4) Twisted wire and roller bits are prohibited.

(5) Ported snaffles are prohibited.

F. Animal Appearance

1. Any decoration of the horse with unnatural items, such as ribbons or flowers, etc. in the tail or mane, is strictly forbidden.

2. Braiding of the horse's mane and tail is permitted.

3. False tails are permitted and if used may not contain any metal parts.

4. Pintos may be shown shod or barefoot.

G. Attire

1. Training through Fourth Levels

a. A short riding coat of conservative color, with a tie, choker, or stock tie, breeches, boots, a hunt cap or riding hat with a hard shell, derby or top hat.

b. Gloves of conservative color are recommended.

c. Children under twelve (12) may wear jodhpurs and jodhpur boots in place of breeches and boots.

2. All Tests above Fourth Level

a. A dark tailcoat with top hat, or a dark jacket with a bowler hat or hunt cap, and white or light colored breeches, stock or tie, gloves, and black riding boots.

b. Spurs are mandatory for FEI tests.

3. Any Level

a. Any competitor may wear a helmet at any level without penalty.

H. Arena

1. Arena measurements are for the interior of the enclosure.

2. The arena should be on as level ground as possible.

a. Standard Arena - 60 meters (198') long and 20 meters (66') wide.

(1) First Level Test 2 and above including musical freestyles must be performed in the Standard Arena. (Exception: Those tests written for a small arena.)

b. Small Arena- 40 meters (132') long and 20 meters (66') wide.

- (1) Training Level tests through First Level test 1 may be ridden in the small arena.
3. The enclosure itself should consist of a low fence about 0.3 meters (1') high.
 - a. The fence should be such to prevent the horse's hooves from becoming entangled and arena stakes, if used, must be covered with a ball or similar object so as to prevent injury. Rope, concrete, or unbreakable chain fencing is not allowed.
 - b. The part of the fence at A should be easy to remove to let the competitors in and out of the arena in a suitable way.
 - c. The letters outside the arena should be placed about 0.5 meters from the fence and clearly marked.
 - d. The letter A should be placed at least 5 meters away from the arena.
 - e. Location of the Judge (Jury) and scribe- should be a maximum of 5 meters and a minimum of 3 meters from the end of the arena and must be opposite the letter C.
 - f. It is permissible to decorate the letters with flowers or greenery to enhance the appearance of the arena.
 - g. The center line, throughout its length should be as clearly marked as possible, without however, being of a nature to frighten the horses.
 - h. On a grass arena, the center line should be mowed shorter than at the other parts of the arena.
 - i. On a sand arena, the center line should be rolled or raked in a suitable way.

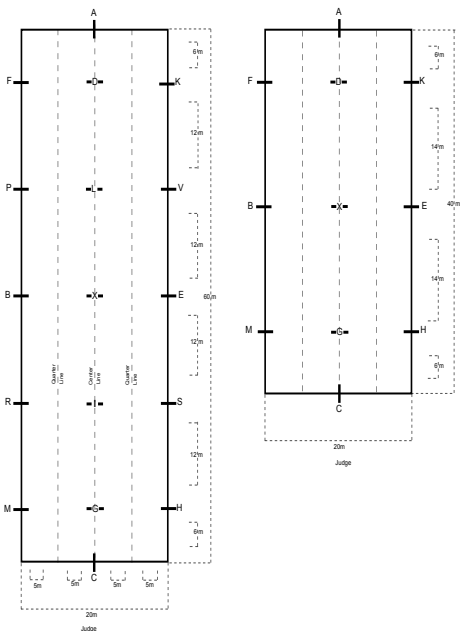
I. Elements

1. Salute- At the salute, riders must take the reins into one hand. A lady rider shall let one arm drop loosely along her body and then incline her head in a slight bow. A gentleman rider shall remove his hat and then salute in the same manner as the lady.
2. Voice- The use of the voice in any way whatsoever or clicking the tongue once or repeatedly is a serious fault.
3. Fall- A fall of a Pinto and/or exhibitor is not cause for elimination.
4. Time- An exhibitor must enter the arena within 45 seconds after the judge has indicated (bell or whistle may be used) he/she is ready for the ride to begin, or be eliminated.
5. Faults- Grinding of the teeth, wringing of the tail, performing with an open mouth, tongue over the bit, nodding, shying, or signs of resistance on the part of the Pinto are faults and may be considered in the collective marks.
6. Accuracy- In a movement which must be carried out at a certain point of the arena, it should be done at the moment when the rider's body is above this point.
7. Elimination- The following are causes for elimination:
 - a. Pintos which enter the arena with their tongues tied down.
 - b. If, during the test, all four feet of the Pinto leave the arena with or without the rider.
 - c. Use of illegal equipment.
 - d. Late entry into the arena.
 - e. Marked lameness.

- f. Three errors of the course.
 - g. Unauthorized assistance.
 - h. Resistance of longer than 20 seconds.
8. Gaits
- a. All gaits to be correct and pure. Good balance, freedom of movement, lively impulsion, and true straight movement. Correct engagement and rhythm is the basis for balanced, elastic, and cadenced movements.
 - b. Walk- good engagement with four clean, evenly spaced beats.
 - c. Trot- regular and cadenced, with good balance and two clean beats.
 - d. Canter- well balanced, with three clean beats and straight on both leads.
9. Faults
- a. Pacing in the walk
 - b. Four beat canter
 - c. Hollow back
 - d. Moving on the forehand
 - e. Behind the bit or over-collected
 - f. Poll level with or lower than withers
 - g. Excessive action
 - h. Inconsistent gaits
 - i. Any tendency to move in a Western style jog, jog trot, or lope.

J. Points

1. Individual placings in non-USEF recognized Dressage competition at all Levels and Open (all-breeds) USEF recognized competitions, Training through Second Levels, will receive points based on the regular PtHA point scale.
2. Individual placings in Open (all breeds) USEF recognized Dressage competitions at Third and Fourth Levels will receive points based on triple the regular PtHA point scale. Restricted competitions (i.e.. Breed shows) at these levels will receive regular PtHA points.
3. Individual placings in open recognized competitions at Prix St. Georges, Intermediate 1, Intermediate 2, Grand Prix, Grand Prix Special, and musical freestyle will receive points based on five times the regular PtHA point scale (i.e.. A first place in a full point-earning class will receive thirty points). Restricted competitions (i.e.. Breed shows) at these levels will receive regular PtHA points.
4. Team or Individual gold, silver, or bronze medal placings in FEI International events will receive points along with fourth through sixth placings, on the following basis:
 - a. Gold Medal = 250 points
 - b. Silver Medal = 200 points
 - c. Bronze Medal = 175 points
 - d. 4th = 150 points
 - e. 5th = 125 points
 - f. 6th = 100 points



R4. Endurance Riding

A. General Regulations and Requirements

1. All Endurance Rides accepted for points must be conducted under the rules of the American Endurance Ride Conference (AERC) or other responsible association charged with the supervision and conduct of such competitions.
2. An endurance ride must be at least fifty (50) miles in length per day, up to a maximum distance of 150 miles in three days.
3. Vet requirements to be in accordance with the rules of the ride. Pintos must pass all check points satisfactorily.
4. Drugs, abuse, or inhumane equipment are prohibited.
5. Pintos must be at least sixty (60) to compete in an Endurance Ride.

B. Points

1. Points for Endurance Rides shall be computed on the following basis:
 - a. Completion — Four (4) points, when within maximum time limit.
 - b. Time — Two (2) points awarded for every ten (10) horses, or major portion thereof in the remainder of the field, including non-finishing entries.
 - c. Placing — Same as the regular ROM point scale.
 - d. Condition — Six (6) points for best conditioned of all horses; Five (5) points for top five (5) best conditioned of all horses.
 - e. Bonus
 - (1) Three (3) points for best time registered Pinto, if given.
 - (2) Three (3) points for best condition registered Pinto if given.
2. Double Score — double the total of a- e above if ride is 100 miles or more in two (2) days.

3. Triple Score — triple the total of a - e above if the ride is 100 miles or more in one day.

C. Distance

1. A Certificate of Special Recognition will be issued to a Pinto for every 250 miles of competition completed according to PTHA records.

R5. Eventing

An Eventing Competition includes one or more tests from the following branches of equitation: dressage, cross country, and jumping. The United States Equestrian Federation (USEF) and the United States Eventing Association (USEA) recognize three types of Eventing Competitions: Tests (Individual or Combined), Horse Trials, and Events (Two-Day or Three-Day). The pinnacle of eventing is the Three-Day Event of the Olympic Games.

A. General

1. Eventing organizations are the United States Eventing Association (USEA) and the United States Equestrian Federation (USEF).
2. Complete Eventing rules may also be found in the United States Equestrian Federation Rule Book.

B. Definitions

1. Three-Day Event - The Three-Day Event comprises three distinct Tests, taking place on separate days, during which a competitor rides the same horse throughout, namely:
 - a. A Dressage Test spread over one or more consecutive days, depending on the number of competitors, directly followed the next day by:
 - b. A Cross-Country Test comprising four Phases
 - (1) Phases A and C- Roads and Tracks
 - (2) Phase B- Steeplechase
 - (3) Phase D- Cross Country Obstacles directly followed on the next day by:
 - c. A Jumping Test
 - d. Categories indicate the extent of foreign participation in a Three-Day Event:
 - (1) One Star (*)- An introduction to the Three-Day Event for competitors and horses
 - (2) Two Star (**)- For competitors with some experience in Three-Day Events on horses just beginning International competition.
 - (3) Three Star (***)- For competitors and horses with some International experience.
 - (4) Four Star (****)- For experienced and successful combinations of International competitors and horses.
2. Two-Day Event - The Two-Day Event comprises three distinct tests, usually taking place on two days, during which a competitor rides the same horse throughout namely:
 - a. Dressage Test
 - b. Jumping Test
 - c. Cross-Country Test comprising four phases:
 - (1) Phases A and C- Roads and Tracks
 - (2) Phase B - Steeplechase
 - (3) Phase D - Cross Country Obstacles
 - d. The tests must be scheduled in the order listed above.
 - e. Levels of Two-Day Events
 - (1) Intermediate

- (2) Preliminary
3. Horse Trials -The Horse Trial comprises three distinct tests, usually taking place on one or two days, during which a competitor rides the same horse throughout, namely:
 - a. Dressage
 - b. Cross Country
 - c. Show Jumping
 - d. The Dressage Test must be first. The Cross-Country and Jumping Tests may follow in either order.
 - e. Levels of Horse Trials
 - (1) Beginner Novice
 - (2) Novice
 - (3) Training
 - (4) Preliminary
 - (5) Intermediate
 - (6) Advanced
 4. Tests - Tests consist of one or more dressage, cross country, or jumping competitions. They are designed to introduce the discipline, and to prepare competitors and horses for Horse Trials. Tests may be offered as separate competitions or may be organized in conjunction with a Horse Trial or an Event. These competitions may include:
 - a. Cross Country Tests- consist of distinct competitions involving various cross-country skills. The tests may include pace, taking your own line, following unknown course, top score competitions with obstacles of different values, clear round cross-country, etc. The conditions under which the Cross Country Tests will be conducted will be printed in the prize list.
 - b. Combined Tests- consists of two distinct tests during which a competitor rides the same horse throughout. The tests may include two of the following: dressage, cross-country, jumping; or may include one discipline (such as cross-country) repeated twice under different conditions. Combined Tests will be conducted under guidelines published by the USEA.
 - c. Starter Event Rider Tests- Open to riders of any age who have never competed in a horse trial, on any horse. The test shall involve a short dressage test (30%), jumping 6 or 7 fences in the arena (30%), and galloping in the open over 3 or 4 fences (40 %). The fences will not exceed 2'6". Each competitor will be judged on position, seat, and effective use of aids. The competitor must ride the same horse throughout.
 - d. Eventing Equitation Tests- Open to riders 14-18 years of age, on any horse. The test shall involve a short dressage test (40%), and jumping approximately 10 cross-country type obstacles not to exceed 3'7" (60%). The jumping may be in an arena or on a short cross-country course. Each competitor will be judged on position, seat, and effective use of aids. The competitor must ride the same horse throughout.
 - e. Young Event Horse Tests- Open to four and five year old horses that have never competed in a Horse Trial at the Preliminary Level, with any rider.

The test shall involve a short dressage test (40%), jumping in an arena 6 or 7 fences up to 3'6" (4 year old) or 3'9" (5 year old) in height (40%), and a final judging of horses shown in hand for conformation, suitability, and presence (20%). The same competitor must ride the same horse throughout.

C. Points

1. No points will be separated from an Eventing score and applied to any other ROM point-earning event (i.e.. Dressage scores from Eventing may not be used toward a Dressage ROM).
2. Team or individual gold, silver, or bronze medal placings in International Events, governed by the current rules of the FEI (Federation Equestre Internationale), will receive points on the following basis:
 - a. Gold Medal- 250 points
 - b. Silver Medal- 200 points
 - c. Bronze Medal- 175 points
 - d. 4th- 150 points
 - e. 5th- 125 points
 - f. 6th – 100 points
3. Team or Individual gold, silver, or bronze medal placings in USEF recognized Eventing Three-Day Events will receive points on the following basis:
 - a. Gold Medal- 50 points
 - b. Silver Medal- 40 points
 - c. Bronze Medal- 35 points
 - d. 4th- 20 points
 - e. 5th- 15 points
 - f. 6th- 10 points
4. Individual Placings in USEF recognized Three Day Events, Two-Day Events, Horse Trials, or Tests will receive points based on the regular ROM point scale times the number of days of the competition (i.e.. Two-Day Event receives double points).

R6. Hunter Hack

A. General Regulations and Requirements

1. Emphasis shall be placed on actual suitability to purpose.
2. Light contact with animal's mouth is required.
3. Entries should be obedient, alert, responsive and move freely.
4. Entries should not be eliminated for slight errors.
5. Entries must be brought to a flat-footed walk before changing gaits.
6. Judge may not call for a canter from a trot.
7. It is the judge's option to require an exhibitor to extend any gait, to back easily, and to stand quietly while riders dismount and mount.

B. Course Design

1. Fences shall be brush or simply post and rails.
2. A ground line must be used before each fence.
3. If a brush is used, it must be the first fence jumped.
4. Jumps do not have to be set on a line. However, if jumps are set on a line, they must be set 36', 48', or 60' apart or in increments of 12', but no less than 36'.
5. The height of the fences shall not be lower than 2'3" nor higher than 2'9".

C. Gaits

1. To be shown at a walk, trot and canter both ways of the

ring.

- a. Walk: True and flat-footed for pleasure classes.
- b. Trot: Brisk, smart, cadenced and balanced without loss of form. An extended trot may be called for at the judge's option,
- c. Canter: Smooth, collected and straight on both leads, with the ability to

D. Class Procedure

1. All Pintos competing shall first be lined up at one side of the arena for instructions from the judge for individual work.
2. The individual work shall consist of no less than the following:
 - a. Separate from the lineup, canter and proceed to jump two fences.
 - b. Hand gallop.
 - c. Stop at a point at least half-way down the long side of the arena - settle.
 - d. Back and stand quietly.
 - e. Return to line up.
3. Scoring
 - a. 30% on performance and manners in the rail work
 - b. 30% on performance, way of going and manners on individual work
 - c. 30% on type, conformation, quality and substance
 - d. 10% on appointments
 - e. Faults over fences will be scored as in Working Hunter classes.
 - f. Only Pintos being considered for an award may be called back for the rail work.

E. Tack and Attire (See Hunter Seat Rule N1).

R7. Yearling Longe Line

A. General Regulations and Requirements

1. These classes are eligible for Register Of Merit (ROM) and Register of Excellence (ROE) awards only.
2. In no case will Longe Line points be counted toward any other awards in the PTHA Champion and ROM program.
3. This class is open only to yearlings.
4. This class is for all types.
5. An exhibitor may show only one entry per class. The same exhibitor must show the entry in both the Conformation and Longeing elements of the class.
6. A five (5) minute warm-up period of all exhibitors and Pintos will be held prior to Longe Line Class.
7. Longe Line class will consist of two elements. The first element is conformation and the second element of the class is a longeing demonstration.
8. Scribes for each Judge should be used, if available.

B. Tack and Attire

1. Entries are to be shown in a halter, regular or show type, English or Western and suitable for longeing.
2. The only attachment allowed to the halter is the longe line, which may not exceed 30 feet in length with a snap attached.
3. The longe line must hang free from the halter without touching any part of the horse.
4. It is permissible to use a longe whip, but disqualification will occur if the exhibitor blatantly strikes the horse with the whip to cause forward or lateral movement at any time

during the longeing demonstration.

5. No other equipment is allowed on the horse during the class. Mechanical or retractable longe lines are not allowed.
6. The type of equipment used is not to be a consideration in placing the horse as long as the equipment meets the requirements stated above.
7. For the conformation inspection, a lead shank, such as used in halter or showmanship classes may be exchanged for the longe line prior to the longe line demonstration.
8. Proper Western or English Halter class attire is mandatory, and must be consistent with whether the horse is being shown as a Western or English entry.

C. Class Procedures

1. Conformation inspection will be the first element in Longe line.
 - a. The Pinto is walked to the first cone and pause for conformation inspection by Judge(s).
 - b. After inspection, the Pinto is trotted around second cone and will proceed to the side of the arena.
 - c. Stop and return to end of arena to wait for longeing demonstration.
 - d. Pintos that show evidence of lameness will be excused prior to the longeing demonstration.
 - e. Pintos will not be allowed to show in illegal equipment or if there is evidence of abuse, or inhumane treatment or any rule violations.
2. The longe line demonstration element of this class will last one and one-half minutes (90 seconds).
 - a. Time will start with an audible indicator when the Pinto has reached the perimeter of it's walking only circle.
 - b. The Pinto will be scored at all three gaits in both directions.
 - c. The exhibitor may begin work in the direction (counter or clockwise) of their choice.
 - d. Half-way audible signal (45 seconds) is optional per Show Management.
 - e. At the end of one and one-half minutes (90 seconds) an audible indicator will signify the exhibitor and Pinto need retire from the longeing area.
 - f. All entries are to remain in the arena after they have been judged and should stand quietly while other entries are being judged.

D. Judging

1. Judges will be outside of the longeing circle.
2. Entries are judged a maximum of eighty (80) points on their movement, manner/expression/attitude - ten (10) points, conformation - twenty (20) points, suitable to their purpose and use of circle - three (3) points.
3. Exhibitors are encouraged to exhibit their Pinto, making full use of a 25' radius circle.
4. Judges should assess the movement of the entry on ability to become a pleasure horse.
5. If the entry plays on the longe line, it shall not be penalized. The Pinto should be judged as though a pleasure prospect playing in a field.
6. The judge may not discriminate for or against any body type (i.e., bulk), but rather should look for a total picture

emphasizing balance and athletic capabilities.

7. Excessive bucking or running off, stumbling or displaying attitudes that are uncomplimentary to pleasure horses, such as ear-pinning and tail-wringing will be penalized.
8. Five (5) Point Penalties
 - a. Failure to demonstrate the correct lead, jog or trot for an adequate distance to allow for proper evaluation of gait.
9. Disqualifications
 - a. If the Pinto's chin or nose area shows any sign of broken skin, rawness, or bleeding, it shall be eliminated from the class.
 - b. Evidence of lameness
 - c. Blatant striking of Pinto with whip.
 - d. When a horse falls
 - e. Pinto steps over or becomes entangled in the longe line.
 - f. Failure to show in all three gaits in both directions.
 - g. Loss of control of the Pinto to the point that the Pinto is loose in the arena.

E. Scoring and Results

The Official PtHA Scoring Form will be used by each judge to adjudicate the class.

R8. Mounted Shooting (OCAP only)

A. Governing associations are:

1. Mounted Shooters of America
2. Single Action Shooting Society

B. Special Equipment

1. Two (2) .45 caliber single action revolvers loaded with special blank ammunition.

C. Procedure

1. A timed event requiring precision control of the horse over a variety of courses.
2. The rider attempts to shoot ten (10) balloon targets at a gallop or at least as fast as the rider can manage safely.
3. Competitors are grouped in classes based on experience and wins.
4. Additional procedures and rules, refer to the governing body Rule Books, R8.A.

D. Scoring:

1. Scoring is based on time running the course plus a five second penalty for each target missed or barrel knocked over.
2. Points will be awarded according to Official standings by class.
3. Points will be awarded according to Official standings by division in the 20 Xtreme class.

R9. Parade Horse

A. Appointments

1. Pintos are to be shown with stock saddle, standard bridle, plain or with silver, Mexican or other appropriate equipment. Breastplates, hip drops and serapes are optional.
2. Boots or bandages, any kind of martingale, tie-down or draw reins are prohibited.
3. Entry shall be serviceably sound and shall be shown with full or shortened mane and tail. Roached mane or tail prohibited.
4. Exhibitors shall wear colorful attire of American, Mexican or Spanish origin, consisting of fancy cowboy suit, hat and

boots; or dress Western clothing. Spurs, gloves, whip or crop optional.

5. Exhibitors may use either one hand or two hands on reins, but may not change method of holding reins or rein hand during class.
6. Braids - Saddle type style braiding is optional in all classes for all types of horses. Braiding may be fancy (i.e., rosettes), but must be unobtrusive and tasteful. Tail decorations are optional. The fact that an entry is or is not braided shall not be taken into consideration in the judging of a class, but entries braided in a non-conforming manner shall be penalized.

B. Presentation

1. Entries shall enter the ring at a Parade gait or Parade trot. Martial music is suggested whenever possible.
2. Entries shall be shown without artificial appliances except inconspicuously applied tail switch or cap. Vertical tail to be discouraged. There shall be no limitations on the length of toe, weight of shoe, number or pads or use of lead or weight. Bands or other devices on the hoof are optional.
3. Qualifying Gaits.
 - a. The Parade gait shall be true, straight, prancing movement, square, collected and balanced, with hocks well under. Speed shall not exceed 5 miles per hour.
 - b. The Parade trot shall be straight, square, collected and balanced, with hocks well under. Speed shall not exceed 5 miles per hour.
4. To be shown at a walk, either regular or animated, and Parade gait or Parade trot, both ways of the ring.
5. Reverse shall be executed at the walk.
6. To halt and stand quietly from both the walk and Parade gait or Parade trot.
7. Entries not required to back.
8. To be judged on performance, manners, appointments, conformation and suitability.

R10. Show Hack

A. General Regulations and Requirements

1. Open to all types.
2. Entries shall give the appearance of being suitable for dressage competition.
3. The Show Hack is a suitable section for the well trained animal.
4. Show Hacks must be balanced and show vitality, animation, presence, supreme quality.
5. Soundness is required.
6. Mane and tail may be braided, but must not be roached.
7. Shoeing regulations must be consistent with type shown.
 - a. For Saddle type entries in this class, hoof length is restricted to no longer than five (5) inches and one single pad formed of a continuous material, either synthetic or leather, that lies flat against both the sole of the foot and shoe (may be thicker at the heel), with no baffles, waffles, rims or projections.
8. A Show Hack shall be able to perform all of the required gaits with a noticeable transition between the normal, collected, and extended gaits.
9. The Pinto must be under complete control and easily ridden. Obedience to the rider is of prime importance. If

the entry exhibits clear transitions in a balanced and level manner, appearing to be giving a comfortable and pleasurable ride, it is performing correctly for this class.

10. Exhibitors enter the ring in a counter clockwise direction at the normal walk or normal trot.

B. Tack

1. Any type English saddle may be used.
2. Bridles may be either double, pelham, snaffle, or kimberwicke.
3. Martingales, figure-eight or dropped nosebands, protective boots and/or bandages of any kind are prohibited.
4. Leather brow bands only, either solid or edged with a maximum of 1/4" trim, are permitted. Flashy or colored brow bands, or those of materials other than leather are prohibited.
5. Whips not exceeding 48" and/or spurs are optional.

C. Attire

1. Black jacket or dark coat.
2. Top hat, bowler hat, or conservatively colored hunting cap.
3. White or light tan breeches.
4. White hunting stock.
5. Black boots.
6. Saddle suits and Kentucky jodhpurs are prohibited.

D. Gaits

1. All gaits to be correct and pure. Good balance, freedom of movement, lively impulsion (but not high action), and true, straight movement needed. Correct engagement and rhythm is the basis for balanced, elastic, and cadenced movements.
2. All gaits must be performed both ways of the arena.
3. Light contact must be maintained with reins at all gaits.
4. A judge may not request that gaits be performed only on snaffle or curb.
5. Judges are required to consider the performance at each gait equally in adjudicating this class.
6. The collected and extended gaits must be called for; i.e., collected walk, extended walk, normal walk; collected trot, extended trot, normal trot; collected canter, extended canter, normal canter and hand gallop.
7. At the discretion of the judge, entries may be asked to halt and rein-back while on the rail.
8. Walk, a four-beat gait: Straight, true and flat-footed.
 - a. Normal Walk: Regular and unconstrained, moving energetically and calmly forward.
 - b. Collected Walk: Strides are shorter and higher than at the normal walk. The head approaches the vertical, but should never move behind it. Pacing is a serious fault.
 - c. Extended Walk: The entry is allowed to lengthen frame and stride while exhibitor maintains light rein contact. The Pinto should cover as much ground as possible without rushing.
9. Trot, a two-beat gait: Free-moving, straight, exhibitor maintaining light contact with Pinto's mouth at all times.
 - a. Normal Trot: Light, crisp, balanced and cadenced, with rider posting.
 - b. Collected Trot: The stride is shorter and lighter, while maintaining balance and impulsion. The neck is more raised and arched than at the normal

- trot as head approaches the vertical line, never moving behind it. Exhibitor is sitting.
- c. Extended Trot: Maintaining the same cadence and performing at medium speed, while lengthening stride as a result of greater impulsion from the hindquarters. Pinto should remain light in exhibitor's hand as it lengthens its frame. Exhibitor is posting.
10. Canter or three-beat gait: Straight on both leads, smooth.
 - a. Normal Canter: Light even strides, should be moved into without hesitation.
 - b. Collected Canter: Marked by the lightness of the forehand and the engagement of the hindquarters, the collected canter is characterized by supple, free shoulders. Neck is more raised and arched than in a normal canter as the head approaches the vertical line, never moving behind it.
 - c. Extended Canter: Maintaining the same cadence, the entry lengthens its stride as a result of greater impulsion from the hindquarters. Entry should remain light in exhibitor's hand as it lengthens its frame period.
 11. Hand Gallop: The hand gallop is performed with a long, free, ground covering stride.
 - a. The amount of ground covered may vary between entries due to difference in natural length of stride.
 - b. The distinction between hand gallop and extended canter is, the latter being the ultimate linear extension of stride within the hand of the rider; the hand gallop being a looser, more free elongation of stride and frame of the entry.
 - c. A decided lengthening of stride should be shown while the entry remains controlled, mannerly, correct and straight on both leads.
 - d. Extreme speed to be penalized.
 - e. No more than eight (8) Pintos may hand gallop at any one time.

E. Scoring

1. 55% on performance;
2. 20% on quality;
3. 15% on conformation;
4. 10% on manners.
5. Fall of Pinto or exhibitor is cause for elimination.

F. Faults

1. Pacing in the walk
2. Four beat canter
3. Hollow back
4. Moving on the forehand
5. Behind the bit or over-collected
6. Poll level with or lower than withers
7. Excessive action
8. Inconsistent gaits
9. Any tendency to move in a Western style jog, jog trot, or lope.

R11. Show Horse

A. Appointments

1. Appointments shall be the same as Parade Horse, except that the hip drops and serapes are prohibited. Colorful appearance of both Pinto and exhibitor is essential. Silver

shall not be given preference in the judging, but attractively presented equipment is desirable.

2. Entries shall be shown without artificial appliances, except inconspicuously applied tail switch or cap. Vertical tail to be discouraged. There shall be no limitations on the length of toe, weight of shoe, number of pads or use of lead or weight. Bands or other devices on the hoof are optional.

B. Presentation

1. Pintos shall enter the ring at a trot.
2. Qualifying Gaits.
 - a. The walk shall be animated and elastic. Need not be a flat walk.
 - b. The trot shall be square, high going, collected and balanced, with hocks well under. Emphasis on action.
 - c. The canter shall be smooth, easy, collected and straight on both leads.
3. To be shown at a walk, trot and canter, both ways of the ring. Entries must walk prior to execution of trot, canter or reverse. To stand quietly. Entries not required to back.
4. To be judged on performance, manners, appointments, conformation and suitability.

R12. Side Saddle

- A. Appointments shall consist of an appropriate side saddle, either English or Western style, and an appropriate bridle of style depicted. Tie-down or martingale prohibited. Mixed classes allowed.
- B. Attire shall be English (formal or informal), Western or Period; consisting of coat or vest and skirt, or dress, divided skirt or apron, hat and boots or appropriate shoes. Pantaloon optional. Judges shall give equal consideration to all styles of attire.
- C. To be shown at a walk, normal trot if English or jog if Western, and canter or lope. Riders may sit or post the trot.
- D. To be judged on manners, performance, quality, and appointments.
- E. All exhibitors in a specified Side Saddle class are to be mounted aside.
- F. Exhibitors riding astride are to be disqualified and may not be counted as a class entry.

R13. Stock Saddle Racing

A. General

For complete rules and regulations, contact the PtHA Business Office.

R14. Track Racing

A. General

For complete rules and regulations, contact the PtHA Business Office.

S. BREEDING STOCK - HORSE, PONY, MINIATURE

S1. General Breeding Stock Show Criteria

- A. Breeding stock classes may be offered at the option of show management in conjunction with PtHA approved shows.
 1. This division is open to PtHA registered breeding stock animals (those with B-suffixed registration numbers) of all ages and sexes.
 2. Horses, Ponies, and Miniatures may not compete together in any breeding stock class. Failure to adhere to this rule will result in a fine to be levied against the show management.

- B. Breeding Stock animals will be eligible to earn Register Of Merit and Register of Excellence awards, and all other Open awards as outlined in the current rules.
- C. Breeding Stock animals may not show with Color division animals in any classes except group classes (i.e. Get of Sire, Produce of Dam).
- D. Animals originally registered as Breeding Stock now qualifying under the current Color division requirements must be reclassified and are no longer eligible to be shown in Breeding Stock classes.

S2. Halter Classes

- A. One class for all ages, sexes, and types is permissible.
- B. Halter Championship or Reserve Championship awards are permitted.

S3. Performance Classes

- A. Western Pleasure and English Pleasure (Hunter & Saddle Seats) are the standard performance classes for this division. Other classes may be offered at the option of the Show Committee.
- B. Classes shall be judged under regular PTHA rules and will receive PTHA points.

T. YOUTH and AMATEUR CLASSES - HORSE, PONY, MINIATURE

T1. Showmanship at Halter

- A. General Regulations and Requirements
 - 1. The exhibitor is judged on his/her ability to present a Pinto at Halter to its greatest advantage. Only the exhibitor is judged. The Pinto is merely a prop used to show the ability of the exhibitor.
 - 2. The conduct of the classes shall be at the judge's discretion and direction.
 - 3. Showmanship Patterns must be posted publicly a minimum of one-half hour (1/2 hour), and preferably at least one hour, prior to the class.
 - 4. Exhibitors are only allowed to exhibit one (1) Pinto in each Showmanship class.
- B. Appearance, 15%
 - 1. Attire and tack should be clean, well-fitting and in good repair. A workmanlike appearance should be presented. Attire should reflect the use of the Pinto and should be consistent with the tack used on the Pinto.
 - 2. A hat is required in all classes.
 - 3. Spurs are prohibited in all classes.
- C. Grooming And Fitting Of Animal, 35%
 - 1. The Pinto should be prepared as if showing in a Halter class for its conformation type. The animal should be in good condition, the hair coat should be well-brushed, the mane and tails should be clean and free of tangles. The feet should be properly trimmed, and if shod, the shoes should fit the animal properly and be securely and neatly fastened.
- D. Presentation Of Animal, 50%
 - 1. Leading
 - a. The exhibitor should alertly lead the Pinto from the animal's left side, holding the lead shank or rein in the right hand with the remaining portion of the shank or rein held neatly and safely in the left hand. The animal and exhibitor should readily

perform the maneuvers called for by the pattern posted for the class.

- b. After the class has lined up, the judge will call on each exhibitor to move their Pinto individually. When moving the Pinto, be certain the judge can get a clean, unobstructed view of its action. The Pinto should move freely and in a straight line. Horses, Ponies and Miniatures are always turned to the right.

2. Posing

- a. The exhibitor should set up the Pinto using a minimum of cueing, without touching the animal. The Pinto should be alert and posed (standing) to its best advantage for the judge's examination.
- b. The exhibitor should leave a safe space between animals when lined up side by side or head to tail. Pintos should be allowed to stand quietly as the judge examines other animals in a line up. Overshowing and undue maneuvering may be penalized.

3. Poise

- a. The exhibitor should present an alert, confident appearance. He/she should know the position of the judge at all times, respond quickly to direction from the judge or ring steward, and be courteous to other exhibitors.
- b. The exhibitor should quickly recognize and quietly correct faults made by the Pinto or the exhibitor.

E. Western Showmanship

1. Animals shall be shown in a halter with lead shank. Leather equipment is suggested and preferred over other materials. Silver is optional.
2. Whips or crops are prohibited.
3. Animals used in a Western Showmanship class shall stand according to their conformation type regulations.
 - a. A judge may ask a Showmanship exhibitor to square up their Pinto for individual inspection.
 - b. A Pinto posed in any other manner shall be marked down.
3. In Western Showmanship, any type of horse may be braided or banded.

F. English Showmanship

1. Animals shall be shown in a halter with lead shank, show bridle with lead shank, a snaffle bridle or curb bit. In all cases, leather equipment is suggested and preferred over other materials.
2. Whips or crops are optional. A whip shall not be used as a substitute for proper training. Exhibitors shall be penalized for actions with a whip that disturb any other exhibitor.
3. Exhibitors shall be dressed in either Hunter Seat or Saddle Seat type clothing. Attire must be consistent with the tack used on the Pinto.
4. Animals used in an English Showmanship class must be shown according to their conformation type regulations.
5. In English Showmanship, any type of Pinto may be braided.

T2. Equitation, Horsemanship, Reinsmanship

A. General Regulations and Requirements

1. This division is divided into three distinct sections - West-

- ern Horsemanship, Hunter Seat Equitation, Saddle Seat Equitation and Reinsmanship. In these classes, only the exhibitor is being judged. Animals, attire, and equipment must be consistent with class specifications.
2. Any exhibitor not having his/her mount under sufficient control shall be dismissed from the ring and shall be disqualified from that class. In Hunter Seat Equitation Over Fences, the fall of Pinto or exhibitor shall eliminate a contender. In Western Horsemanship, Hunter Seat Equitation on the flat, Saddle Seat Equitation and Reinsmanship, the fall of Pinto or exhibitor shall not necessarily eliminate, but may be penalized at the judge's discretion.
 3. No attendant shall be allowed in the ring except at the request of the judge.
 4. Patterns shall be publicly posted at least one-half hour (1/2 hour) prior to class.
 5. When additional tests are desired, the judge's instructions to exhibitors should be publicly announced.
 6. Pattern work may be worked first. If the pattern includes a walk, jog/trot, lope/canter, and a back, the call judge may elect not to work the class on the rail.
 7. Junior horses shown in a bosal or snaffle bit may be ridden with two hands in Equitation and Horsemanship classes.
 8. In Equitation, Horsemanship and Reinsmanship classes, individual patterns are not required if judge includes test in rail work.
 9. Hunter Seat and Saddle Seat Equitation classes may be combined at the discretion of the show committee.

T3. Western Horsemanship

A. Tack and Attire

1. Attire and equipment shall be the same as in Western performance.
2. Clothing must be clean, workmanlike and neat.
3. The saddle must fit the exhibitor. It may be slick or swelled fork, have a high or low cantle, but must definitely be sized to the exhibitor.
4. Nothing that would prevent the stirrups from hanging freely shall be added to or deleted from a standard Western saddle.

B. Hands/Reins

1. In repose, arms are in a straight line with body, the one holding reins bent at elbow.
2. Only one hand is to be used for reining and hands shall not be changed.
3. Hand to be around reins.
4. When ends of split reins fall on near side, one finger between reins is permitted.
5. When using romal or when ends of split reins are held in hand not used for reining, no finger between reins is allowed.
6. The position of the hand not used for reining is optional, but it should be kept free of Horse or Pony and equipment and held in a relaxed manner, with the rider's body straight at all times.
7. Exhibitor may hold romal or end of split reins to keep from swinging and to adjust the position of the reins, provided it is held at least sixteen (16) inches from the reining hand.
8. Hands to be above horn and as near to it as possible.
9. Bracing against horn or coiled riata or rope will be penal-

ized.

C. Basic position

1. The exhibitor should sit in the saddle in a balanced, relaxed manner, with legs hanging straight and slightly forward to the stirrups.
2. The stirrup should be just short enough to allow heels to be lower than toes.
3. Body always should appear comfortable, relaxed and flexible.
4. Feet should be placed in the stirrups with weight on ball of the foot. Consideration, however, should be given to the width of the stirrups, which vary on Western saddles. If stirrups are wide, the foot may have appearance of being "home" when, in reality, the weight is being properly carried on the ball of the foot.

D. Position in Motion

1. Exhibitor should sit to jog and not post.
2. At the lope, he/she should be close to saddle.
3. All movements of Horse or Pony should be governed by the use of imperceptible aids.
4. The shifting of exhibitor's weight is not desirable.

E. Class Routine

1. If pattern is not worked first, enter the ring at a walk or jog
2. To be judged at a flat-footed four beat walk, jog and lope both ways of the ring.
3. Pintos shall always be on the correct lead.
4. The order to reverse may be executed by turning either towards or away from the rail.
5. Due to difficulty of properly fitting the tack, exhibitors shall not be asked to change mounts.
6. Animals shall be required to back in a straight line in all classes.

F. Additional Work

1. Exhibitors will perform not only the ring routine demanded of them, but also should be able to perform whatever additional tests from those listed below the judge may deem advisable to ask of them.
2. Tests may be performed either collectively or individually, but no other test may be used.
 - a. Individual performance on the rail.
 - b. Figure eight at a jog.
 - c. Lope and stop.
 - d. Figure eight at lope on correct lead, demonstrating simple change of lead. (This is a change whereby the Pinto is brought back into a walk or jog and restarted into a lope on the opposite lead.) One figure eight demonstrates two changes of lead and is completed by closing up the last circle and stopping in the center of the eight.
 - e. Ride without stirrups.
 - f. Figure eight at lope on correct lead, demonstrating flying change of lead.
 - g. Change leads down center of ring, demonstrating simple change of lead.
 - h. Ride serpentine course, demonstrating flying change of lead at each change of direction.
 - i. Demonstrate sliding stop.
 - j. Execute 360° turns (spins).
 - k. Roll backs.

G. Judging

1. Exhibitors to be judged on seat, hands, performance of mount, appointments of mount and rider and suitability of mount to rider.
2. Good hands are paramount.
3. Results as shown by the performance of the mount are not to be considered more important than the method used in obtaining them.

T4. Hunter Seat Equitation

A. Tack and Attire

1. Attire and equipment will be the same as in Hunter Seat.
2. Clothing must be clean, workmanlike and neat.
3. The saddle must fit the exhibitor.
4. A judge may penalize a Pinto with non-conventional types of bits or nose bands.
5. Boots or bandages are prohibited in all classes and martingales are prohibited in classes not to jump (flat classes).
6. Spurs must be of the unrowelled type.
7. Crops or bats optional.

B. Hands/Reins

1. Hands should be over and in front on Pinto's withers, knuckles 30° inside the vertical.
2. Hands are slightly apart and making a straight line from Pinto's mouth to exhibitor's elbow.
3. Method of holding reins is optional and the excess rein may fall on either side. However, all reins must be picked up at the same time.

C. Basic position

1. The eyes should be up and shoulders back.
2. Toes should be at an angle best suited to exhibitor's conformation; ankle flexed in, heels down, calf of leg in contact with Pinto and slightly behind girth.
3. Iron may be either on toe, ball of foot or "home".

D. Position in Motion

1. At the walk and slow trot, body should be vertical
2. Posting trot, body inclined forward
3. Canter, body is half way between the posting trot and the walk
4. Galloping and jumping, body is at the same inclination as the posting trot.

E. Mounting and Dismounting

1. To mount, take up reins in left hand and place hand on withers. Grasp stirrup leather with right hand and insert left foot in stirrup and mount.
2. To dismount, exhibitor may either step down or slide down. The size of exhibitor must be taken into consideration.

F. Class Routine

1. Exhibitors shall enter ring, and shall proceed around ring at each gait, when a pattern is not worked first (flat or over fences).
2. On command, reverse and repeat.
 - a. The order to reverse may be executed by turning either towards or away from the rail.
3. Exhibitors may be asked to work collectively without irons.
4. Light contact with Pinto's mouth is required.
5. When class is Over Fences, the performance begins when the Pinto enters the ring or is given the signal to proceed after entering the ring.
6. Except for refusals, jumping faults of the Pinto are not to be

considered unless it is the result of the exhibitors ability.

- a. A refusal, loss of stirrup or trotting while on course when not part of a test constitute major faults and may be cause for elimination.
- b. Each exhibitor may circle once if desired before approaching first jump.
- c. He/she shall then proceed around course, keeping an even pace throughout.
- d. Three cumulative refusals will eliminate.
- e. If a refusal occurs in a double or triple, exhibitor shall re-jump all elements of the combination.

G. Additional Work

1. Exhibitors will perform not only the ring routine demanded of them, but also should be able to perform whatever additional tests from those listed below the judge may deem advisable to ask of them.
2. All tests must be performed on the flat.
3. Tests may be performed either collectively or individually, but no other test may be used.
 - a. Back.
 - b. Hand gallop and halt.
 - c. Figure eight at canter on correct lead, demonstrating simple change of lead. (This is a change whereby the Pinto is brought back into a walk or trot and restarted into a canter on the opposite lead.) Figures to be commenced in center of two circles so that one change of lead is shown.
 - d. Disengage feet from irons. Ride without irons for a brief period of time. No more than one minute at the trotting pace. Engage feet in irons.
 - e. Dismount and mount.
 - f. Turns on the forehand.
 - g. Figure eight at canter on correct lead, demonstrating flying change of lead.
 - h. Execute serpentine at a trot and/or canter on correct lead, demonstrating simple or flying changes of lead.
 - i. Change leads down center of ring, demonstrating a simple or flying change of lead.
 - j. Canter on counter lead. No more than twelve Pintos may counter canter at one time.
 - k. Turns on the haunches.

H. Judging

1. Exhibitors to be judged on seat, hands, performance of mount, appointments of mount and rider and suitability of mount to rider.
2. Exhibitors should have a workmanlike appearance, seat and hands light and supple, conveying the impression of complete control should an emergency arise.

T5. Saddle Seat Equitation

A. Tack and Attire

1. Attire and equipment shall be the same as in Saddle Seat
2. The saddle must fit the exhibitor.
3. Forward seat or Western saddles are prohibited.
4. Martingales or tie-downs are prohibited.
5. Spurs, if worn, must be of the unrowelled type.
6. Clothing must be clean, workmanlike and neat.
 - a. Informal attire consists of conservative colored jackets with matching jodhpurs and derby or soft

hat. Spurs, gloves, whip or crop are optional with informal attire.

- b. Formal attire consists of dark colored riding habit and accessories or dark tuxedo type jacket and jodhpurs to match with top hat and gloves. A colored formal jacket with black jodhpurs and derby or top hat and gloves is acceptable. Spurs, whip or crop are optional with formal attire.
- c. Day coats are not acceptable for either informal or formal attire

B. Hands/Reins

1. Hands should be held in an easy position, neither perpendicular nor horizontal to the saddle, and should show sympathy, adaptability and control.
2. The height the hands are held above the Pinto's withers is a matter of how and where the Pinto carries its head.
3. The method of holding the reins is optional, except that both hands shall be used and all reins must be picked up at one time.
4. Bight of rein should be on the off side.

C. Basic Position of Exhibitor

1. To obtain proper position, exhibitor should place him/herself comfortably in the saddle and find his/her center of gravity by sitting with a slight bend at the knees, but without use of irons. While in this position, adjust leather to fit.
2. Irons should be placed under ball of foot (not toe nor "home"), with even pressure on entire width of sole and center of iron. Foot position should be natural (neither extremely in nor out).

D. Position in Motion

1. At the walk, there should be slight motion in the saddle.
2. At the trot, slight elevation in saddle posting; hips under body, not mechanical up-and-down, nor swinging forward and backward.
3. At the canter, close seat and going with Pinto.

E. Class Routine

1. If pattern is not worked first, enter ring, turning to right and proceeding in counter-clockwise direction.
2. Class shall proceed at least once around ring at each gait and, on command, reverse and repeat. The order to reverse may be executed by turning either towards or away from the rail.

F. Additional Work

1. Exhibitors should be able to perform not only the ring routine demanded, but also should be able to perform whatever additional test the judge may deem advisable to ask.
2. Additional tests, as listed below, may be performed either collectively or individually, but no other test may be used.
 - a. Address reins.
 - b. Back for not more than eight steps.
 - c. Performance on rail.
 - d. Performance around ring.
 - e. Disengage feet from irons. Ride without irons for a brief period of time, no more than one (1) minute at a trotting pace. Engage feet in irons.
 - f. Figure eight at trot, demonstrating change of diagonals. Unless specified, it may be started either facing the center or away from the center. If

started facing the center, it must be commenced from a halt. At left diagonal, exhibitor should be sitting the saddle when left front leg is on the ground. At right diagonal, exhibitor should be sitting saddle when right front leg is on the ground. When circling clockwise, exhibitor should be on left diagonal. When circling counterclockwise, exhibitor should be on the right diagonal.

- g. Figure eight at canter on correct lead, demonstrating simple change of lead. (This is a change whereby the Pinto is brought back into a walk and restarted into a canter on the opposite lead.) Unless specified, it may be started either facing the center or away from the center. If started facing the center, it must be commenced from a halt. Figures commenced in center of two circles so that one lead change is shown.
- h. Execute a serpentine at a trot and/or canter on correct lead, demonstrating simple change of lead. A series of left and right half circles off-center of imaginary line where correct diagonal or lead must be shown.
- i. Change leads down center of ring or on the rail, demonstrating simple change of lead. Judge to specify exact lead changes to be executed as well as to specify the beginning lead.

G. Judging

1. Exhibitors to be judged on seat, hands, performance of Pinto. Appointments and suitability also to be considered.
2. The required Equitation seat should in no way be exaggerated, but be thoroughly efficient and most comfortable for riding the type of Pinto called for at any gait and for any length of time.
3. Exhibitors should convey the impression of effective and easy control. To show a Horse or Pony well, he/she should show to his/her best advantage.
4. Ring generalship shall be taken into consideration by the judge. Generalship should constitute ring presence, management, style and confidence.

T6. Bareback Western Horsemanship

A. General Regulations and Requirements

1. This class will count for Youth or Amateur ROM points.
2. The exhibitor is judged on his/her ability to ride and control a Pinto properly without the use of a saddle. An exhibitor in this class must be able to display his/her knowledge of how to handle a Pinto properly through his/her riding ability in the ring.
3. The exhibitor must enter the arena wearing a western hat, long sleeved shirt, long pants and cowboy boots.
4. Chaps are prohibited.

B. Class Procedure

1. If pattern is not worked first, enter the ring at a flat-footed walk, turning to the right and proceeding in a counterclockwise direction.
2. The class will be worked at a walk, jog-trot and lope, both directions of the ring, on a reasonable loose rein without undue restraint.
3. The class may be asked to extend normal gaits, mount and dismount, back, work individually or perform other tests

the judge may deem necessary to determine the extent of the rider's horsemanship.

4. Exhibitors thirteen (13) years of age and under will not be required to mount and dismount.

C. Hands/Reins

1. The position of the exhibitor's free hand is optional, but should indicate a relaxed, not sloppy, balanced attitude of the body and should be kept free of the horse except that exhibitor may hold romal to keep it from swinging and to adjust the position of the reins, provided it is held at least sixteen inches (16") from reining hand.
2. The rein hand (one finger between the reins is permissible) should be held loosely and should be positioned directly above and in front of where the saddle horn would be if the exhibitor were using a saddle.
3. While the horse is in motion, the exhibitor's hands shall be clear of the horse.

D. Basic Position of Exhibitor

1. A exhibitor should sit in a balanced, relaxed manner, up close to the Pinto's withers, keeping the back straight and shoulders even.
2. Arms should remain close to the body.
3. The legs are to maintain contact with the animal, giving the necessary leg grip.
4. The foot is turned out slightly and the heels should be level or slightly lowered, close to and just behind the animal's elbow.
5. An exhibitor should be in balance with his/her Pinto at all times and should be able to sit the trot bareback.
6. No posting at the trot will be permitted.
7. An imaginary straight line drawn from the exhibitor's shoulders or hip should drop at the back of the heel and a straight line from the knee should drop in front of the toe.

E. Judging

1. An exhibitor shall be judged on his/her basic positions: hand, leg, seat and back positions.
2. The following will be penalized.
 - a. Two hands on the reins
 - b. Changing hands on the reins
 - c. Touching any part of the animal with free hand
 - d. Falling off Pinto, or if Pinto falls down.
 - (1) A fall will be considered when the Pinto's shoulder and haunch on the same side touch the ground.
 - (2) A fall is a disqualification.

F. For additional work, refer to Stock Seat Equitation rule T3.

T7. Bareback Hunter Seat Equitation

A. General Regulations and Requirements

1. This class will count for Youth and Amateur ROM points.
2. Attire and equipment shall be the same as in Hunter Seat except no saddle is used. Clothing must be clean, workmanlike and neat.
3. Exhibitor to be judged on seat, hands, performance, without saddle. Appointments and suitability shall be considered.
4. Exhibitor should have a seat and hands that are light and supple, conveying the impression of complete control should any emergency arise.
5. A judge may penalize a Pinto with non-conventional types

of bits or nose bands.

6. Boots or bandages are prohibited in all classes.
7. Spurs must be of the unrowelled type.
8. Crops or bats not to exceed 48" are optional.
9. Bareback Hunter Seat Equitation and Bareback Saddle Seat Equitation may be combined at discretion of Show Management.

B. Class Procedure – Refer to Hunter Seat Equitation Classes

C. Hands/Reins

1. Hands should be over and in front of Pinto's withers, knuckles 30° inside the vertical.
2. Hands to be slightly apart and making a straight line from the Pinto's mouth to the exhibitor's elbow.
3. Method of holding the reins is optional and bight of reins may fall on either side. However, all reins must be picked up at the same time.

D. Basic Position

1. The eyes should be up and shoulders back.
2. Toes should be at an angle best suited to exhibitor's conformation, ankles flexed in, heels down, calf of leg in contact with Pinto and slightly behind the animal's girth.

E. Position in Motion

1. At the walk and sitting trot, body should be vertical
2. Posting trot, inclined forward
3. Canter, half way between the posting trot and the walk
4. Galloping and jumping, same inclination as the posting trot.

F. Mounting and Dismounting

1. To mount, take reins in left hand and place hand on withers.
2. To dismount, exhibitor may slide down. The size of the exhibitor must be taken into consideration.
3. Entries 13 and Under will not be required to mount and dismount.

G. Additional Work — Refer to Hunter Seat Equitation Classes.

T8. Bareback Saddle Seat Equitation

A. General Regulations and Requirements

1. This class will count for Youth and Amateur ROM points.
2. Attire and equipment shall be the same as in AM/YA Saddle Seat Equitation except no saddle will be used. Clothing must be clean, workmanlike and neat.
3. Exhibitors to be judged on seat, hands, performance, without saddle. Appointments and suitability shall be considered.
4. The required Equitation seat should be in no way exaggerated, but be thoroughly efficient and most comfortable for riding the type of Pinto called for at any gait and for any length of time.
5. Exhibitors should convey the impression of effective and easy control. To show a Horse or Pony well, he/she should show to his/her best advantage.
6. Bareback Hunter Seat Equitation and Bareback Saddle Seat Equitation may be combined at discretion of Show Management.

B. Hands/Reins

1. Hands should be held in an easy position, neither perpendicular nor horizontal to where the saddle would be, and should show sympathy, adaptability and control.
2. The height the hands are held above the Pinto's withers is a matter of how and where the Pinto carries its head.

3. The method of holding the reins is optional, except that both hands shall be used and all reins must be picked up at one time. Bight of rein should be on the off side.

C. Basic Position

1. To obtain proper position, exhibitors should place themselves comfortably and find their center of gravity by sitting with a slight bend at the knees.
2. Foot position should be natural, neither extremely in nor out.

D. Position in Motion

1. At the walk, there should be slight motion.
2. At the trot, slight elevation posting; not mechanical up and down nor swinging forward and backward. Hips should be under body.
3. At the canter, close seat and going with the Pinto.

E. Class Routine — Refer to Saddle Seat Equitation Classes.

F. Additional Work — Refer to Saddle Seat Equitation Classes.

T9. Reinsmanship (Driving Equitation)

A. General Regulations and Requirements

1. A Driving class in which the entries are judged on the ability and skill of the driver.
2. The Pinto is to be shown in a harness suitable to the vehicle used.
3. The vehicle should be an appropriate two (2) or four (4) wheeled vehicle with wire or wooden wheels and in sound condition. Refer to Rule P1.
4. Drivers shall be required to rein back.
5. All drivers chosen for a work out may be worked at any gait requested by the judge and may be asked to execute a simple figure eight. If additional work is required, beyond a simple figure eight, the pattern must be posted thirty (30) minutes prior to class.
6. Attendants/Header are optional.

B. Attire and Appointments

1. Appointments of driver and attendant (header); the driver and attendants (if any) should be dressed conservatively according to the style of the present day.
 - a. Suggested attire for gentlemen, dress pants and shirt, coat or jacket and boots.
 - b. Suggested attire for ladies; dress, tailored suit, skirt or slacks, and blouse, vest or jacket, and boots.
 - c. The following attire is required of all drivers; hat or protective headgear, gloves and whip in hand.
 - d. Lap apron or robes are optional.
 - e. Attendants should wear long pants, shirt and boots.

C. Gaits to be shown at

1. Walk.
2. Slow trot (collected)
3. Working trot (normal)
4. Strong trot (extended).

D. Judging

1. 75% on handling of reins and whip, control, posture, and overall appearance of the driver.
2. 25% on the condition of the harness and vehicle and neatness of attire.

T10. Walk/Trot, English Equitation or Western Horsemanship

A. General Regulations and Requirements

1. YA Walk/Trot is not an ROM point-earning class.
 - a. It is an entry level class for any PtHA Youth member of eligible age, eleven (11) & under.
 - b. Any regular registry Pinto, horse, pony or miniature, that is a mare or gelding, may be shown.
2. Exhibitors in this class may not cross enter into YA Lead-Line or any other class at same show that requires a canter or lope.
3. PtHA will issue to owners of all Pintos used in YA Walk/Trot classes Year-End Certificates in the name(s) of Youth exhibitor(s).
4. Equipment and attire may be either English or Western as found in Sections K & N.

T11. Lead-Line, English Equitation or Western Horsemanship

A. General Regulations and Requirements

1. YA Lead-Line is not an ROM point-earning class.
 - a. It is an entry level class for any PtHA Youth member of eligible age, eight (8) & under.
 - b. Any regular registry Pinto, horse, pony or miniature, that is a mare or gelding, may be shown.
 - c. Lead-Line Exhibitors need not own or lease the Pinto exhibited.
2. Exhibitors in this class may not cross enter into YA Walk/Trot or any other astride class at the same show that requires a canter or lope.
3. PtHA will issue to owners of all Pintos used in YA Lead-Line classes Year-End Certificates in the name(s) of Youth exhibitor(s).
4. Equipment and attire may be either English or Western as found in Sections K & N.
5. Any handler leading a Pinto in this class must be 14 year of age or older.

U. AMATEUR ASSOCIATION OPERATIONS, CONSTITUTION AND BYLAWS

U1. Amateur Association Rules

A. General Regulations and Requirements

1. DIVISIONS (Junior Division: 19-39 years of age; Senior Division: 40 years of age & older, Senior Elite: 50 and over) — Exhibitors in this division must be 19 years of age or older, or under 19 and married, divorced, or widowed, and not eligible for YA classes, and not having engaged in any activities during the past 36 months which would make him/her ineligible for Amateur status. The age of the Amateur on January 1st shall be maintained throughout the year.
2. OWNERSHIP — Pintos owned or leased by the exhibitor or a member of his/her immediate family are eligible to be shown in this division. Farm, ranch or corporation ownership is permissible if owned solely by members of the immediate family. (See Rule H2., B.2) Such ownership must be evidenced by the records of this Association and the Registration Certificate at the time the Pinto is entered in any Amateur class.
3. LEASED HORSES — Leased Pintos are eligible in this division provided a PtHA Lease Notification form has been filed, along with the appropriate fees, at the PtHA office

- and official confirmation has been received by the lessee.
4. **COMPETITIVE UNIT** — A competitive unit shall consist of one (1) Amateur and one (1) PTHA-registered animal. Points will not be combined with two (2) or more animals. Points may not be transferred from one animal to another.
 5. Pintos may cross enter between Youth, Amateur and Open classes at the same show.
 6. Only an individual holding a current PTHA Amateur card or having applied for same, may enter Amateur classes at approved PTHA ROM shows.
 7. Only Pintos that are owned or leased as defined in paragraphs A.2. and A.3. above are eligible to be shown in this division.

U2. Amateur Status

A. General Regulations and Requirements

1. For horse show purposes, a person is considered an Amateur by PTHA when he/she is no longer eligible to compete in Youth Activities classes and does not receive remuneration or barter, directly or indirectly, for:
 - a. Riding, Driving, showing in Halter, training, schooling, longe lining, or conducting clinics or seminars.
 - b. Giving instruction in Equitation or horse training.
 - c. The use of his/her name, photograph, or other form of personal association as a horseman in connections with any advertisement or written article to be sold.
 - d. Holding a judge's card with any organization recognized by PTHA (i.e., AQHA, APHA, ApHC, US Equestrian Etc.)
 - e. Writing books or articles pertaining to horses.
2. If the applicant for a PTHA Amateur card is a spouse of or an immediate family member of an individual who accepts remuneration for prohibited activities outlined in A.1.a. above, the applicant must certify that, within the last thirty-six (36) months, he/she has not assisted in any of the above (A.1.a.) for which the spouse/family member has been remunerated. Current Amateur must comply but will not be penalized for activity prior to 1/1/06. Additionally, the applicant for a PTHA Amateur card must certify that he/she will not exhibit in PTHA Amateur classes any equine for which his/her spouse of or a member of his/her immediate family received remuneration pertaining to A.1.a. within the previous six (6) months.
3. The following activities shall not affect the Amateur status of a person who is otherwise qualified:
 - a. Having the occupation of veterinarian or farrier, or owning a tack store or breeding or board stable.
 - b. Derive income from driving commercial horses (i.e., Carriage horses).
 - c. Judge open shows and 4-H shows, as long as he/she does not receive remuneration or barter, directly or indirectly, in any form.
 - d. Grooming, banding, braiding, washing, brushing, tacking, longeing or hauling.
4. Any person who, under these rules, does not qualify for Amateur or Novice Amateur status and shall knowingly and falsely represent him/herself to be an Amateur in order to show in Halter or ride or drive in Amateur or Novice Amateur classes or any person who violates any of the

provisions of this rule shall be subject to disciplinary action by the PtHA Executive Committee. Disciplinary action will be followed by a mandatory thirty-six (36) month waiting period before said individual may reapply for Amateur or Novice Amateur status.

5. All exhibitors in this division must annually file a Statement of Amateur Status and application for an Amateur card with PtHA before entering any Amateur class. PtHA must be notified in writing of any change of status within thirty (30) days of said change and Amateur activities shall cease immediately.
6. All inquiries concerning Amateur eligibility status must be directed through the PtHA office and approved by the PtHA Executive Director.
7. Before applying/reapplying for Amateur status, a person who is ineligible for Amateur status must serve a waiting period of thirty-six (36) months after the date of the last activity that made him/her ineligible.
8. Payback in AM classes
 - a. Weekend high point awards may be paid to Amateurs.
 - b. PtHA Amateur members may accept class payback and cash high point awards without jeopardizing PtHA Amateur status.
 - c. Individuals are encouraged to check with any other organizations for clarification on how this rule affects Amateur status in that organization.

U3. Amateur Membership

- A. All competitors in this division must be current members of PtHA and must have a current PtHA Amateur card or have applied for same, for the competitive unit to exhibit and receive any awards in this program.

U4. Amateur Classes

- A. AM classes at Halter may be offered. (i.e., AM Geldings, AM Mares) This may be divided by age and/or type.
- B. Amateur classes shall consist of those listed as approved point-earning events.
 1. Track Racing, Stock Saddle Racing, Competitive Riding, Endurance Riding, and Combined Training are not point-earning AM events.
- C. Additional point-earning Amateur events shall be Equitation, Showmanship, Reinsmanship.
- D. Amateur Classes NOT to be combined.
 1. Western and English events (i.e., showmanship) may not be combined.
 2. Western and English seats may not be shown together
- E. Amateur Classes that CAN be combined.
 1. Novice Showmanship in English and Western Attire.
 2. Novice Walk-Trot in English and Western Attire
 3. Novice Trail in English and Western Attire
 4. English Pleasure and Equitation, Hunter and Saddle Seats may be combined.
- F. If entries warrant, Amateur classes may be offered by age of exhibitors into 19-39 and 40 and over classes.
- G. To be eligible for points, all class titles must be preceded by the designation "AM."
- H. Miniatures and Ponies may exhibit in all Amateur Halter, Trail-In-Hand, Showmanship and Driving classes.
- I. Horses and Ponies over 13 Hands may exhibit in all Amateur

under-saddle performance classes.

J. Amateurs may not ride Miniatures, or Ponies under 13 Hands.

U5. Amateur Awards

A. Amateur competitors may earn awards based on Amateur qualifications.

B. Amateur High Point awards will be given annually for Jr. & Sr. Amateurs.

U6. Amateur Projects

A. Amateur projects are non-riding activities in which all Amateurs who are current members of PtHA (Amateurs must also be a current Amateur member) may participate.

B. Amateur Projects Competition is held at the World Championship Show. Contact the PtHA office, World Show Premium Book, or PtHA web site for details and rules.

C. PtHA is not responsible for any damage or loss of projects before, during or after the judging.

U7. Amateur Team Tournament Competition

A. Team Tournament competition is held at the World Show. Contact the PtHA office, World Show Premium Book, or PtHA web site for details and rules.

B. Team tournaments may be held at any show.

U8. Amateur Association Constitution

ARTICLE I. NAME

This organization shall be named the Pinto Horse Association of America Amateur Association. This organization is subject to the directives of the Pinto Horse Association of America, Inc.

ARTICLE II. PURPOSE

The purpose of this non-profit organization will be to encourage Amateur members of the Pinto Horse Association of America, Inc. to promote the general interest of the Amateur and the Pinto horse.

ARTICLE III. MEMBERSHIP

Membership will consist of all those individuals who hold a current Pinto Horse Association of America membership and have paid the annual Amateur dues.

ARTICLE IV. OFFICERS

The officers of this organization must be members in good standing of the Pinto Horse Association of America and PtHA Amateur Committee. The Amateur Association Executive Board shall consist of President, Vice President, Secretary, Treasurer, and the immediate Past President. To be a member of the Amateur Committee, an individual must be appointed by the current PtHA President. To be nominated to any Executive Board position, an individual must hold a PtHA Amateur card during the current year and previous calendar year in which he/she is appointed and must be a member in good standing of PtHA.

ARTICLE V. AMENDMENTS

Any proposed amendments to this Constitution must be submitted in writing and signed by five (5) Amateur members in good standing. Before acceptance, any proposed amendment must be published in the official publication of the Pinto Horse Association and presented at an Amateur Association general membership meeting.

After such notice, it will become part of the Constitution upon approval by two-thirds of the voters present and approval by the PtHA Board of Directors.

ARTICLE VI. VOTING PRIVILEGES

Each Amateur member in good standing has one (1) vote at Amateur General Membership meetings.

U9. Amateur Association Bylaws

ARTICLE I. ELECTION OF OFFICERS

- A. The election for Amateur Executive Board members shall be conducted at the Amateur General membership meeting at the PtHA annual spring board meeting in even numbered years. Newly elected Amateur Executive Board Members shall be installed in conjunction with the spring convention in which he/she is elected and shall serve two (2) year terms.
- B. When a replacement is needed for an Amateur Executive Board position, the position will be appointed by the Amateur President and remaining Officers.
- C. Any Amateur Executive Board member who does not fulfill his/her responsibilities or attendance requirements is subject to removal from his/her position. A majority poll of the Amateur Committee shall constitute reason to refer the request for removal to the PtHA Executive Board for a final decision. All replacements for the position will be selected according to the Amateur Association Bylaws, Article I, A and Article I, B, above.
- D. Any person removed from the Amateur Association Executive Board for any reason is not eligible to be nominated for any Amateur Executive Board position for a period of no less than three (3) full calendar years from the time of removal. A calendar year is defined as January 1 through December 31.

ARTICLE II. DUTIES OF OFFICERS

- A. The President may be elected for any number of terms, but may serve no more than two (2) consecutively. He/she shall:
 - 1. preside over all meetings and exercise general supervision and management;
 - 2. vote only to break a tie;
 - 3. have a seat on the National Board of Directors (Sector 43);
 - 4. be an ex-officio member of all committees;
 - 5. be appointed by the PtHA President to serve as the chair of the Amateur Committee
- B. The Vice President shall:
 - 1. assume the duties and responsibilities of the President in his/her absence
 - 2. perform other duties as requested by the President
- C. The Secretary shall:
 - 1. send notices of upcoming Amateur meetings;
 - 2. record minutes of all Amateur meetings and disperse them to the appropriate parties;
 - 3. maintain a file of minutes and records;
 - 4. have past minutes available at all meetings;
 - 5. keep a membership roll of attendees at all meetings;
 - 6. preside over meetings in the absence of the President and Vice President;
 - 7. perform other duties as requested by the President;
 - 8. Keep an accurate, updated records of Amateur rule additions, changes or deletions, and provide to the appropriate person when a new Rule Book is to be printed.
- D. The Treasurer shall:
 - 1. Keep records of Association funds.
 - 2. Read treasurer's reports at Amateur Association meetings.
- E. The Immediate Past President shall:
 - 1. Sit on the Amateur Association Executive Board and have full voting powers and privileges;
 - 2. Hold a position on the PtHA Executive Board.
- F. Attendance Policy for the Amateur Executive Board:
 - 1. There shall be at least two (2) Amateur Executive Board

meetings per year, one (1) each held at: PtHA convention and PtHA Fall Workshop.

ARTICLE III. QUORUM

At the Amateur General Membership meetings, a the majority of Amateur members present shall rule.

ARTICLE IV. ORDER OF BUSINESS

1. Meeting called to order.
2. Roll call.
3. Reading of the Minutes of the previous meeting.
4. Treasurer's report.
5. Reading of communications.
6. Unfinished business.
7. New business.
8. Adjournment.

ARTICLE V. AMENDMENTS

Any amendment to the Bylaws must be presented in writing at a meeting. Purposed amendment shall be published in the official publication of the Pinto Horse Association and voted on at the next general membership meeting and approved by the PtHA Board of Directors.

ARTICLE VI. ANNUAL DUES

Dues to be paid by January 1st annually.

V. NOVICE AMATEUR PROGRAM

V1. General Regulations and Requirements

A. Purpose and Eligibility

1. The purpose of the Novice Amateur Program is to aid in raising the competencies and confidence level of the person who has little or no experience in the show ring or is new to riding/handling horses.
2. The Novice Amateur Program is open to any PtHA member who possess a current PtHA Amateur card and meets all Novice Amateur criteria.
3. All Pinto Amateur ownership/membership requirements apply to the Novice Amateur Program.
4. A Novice Amateur is a person who has not earned a Pinto or any equine registry Showmanship or Performance ROM or its equivalent, or earned a total of more than 20 points within a category, as defined by PtHA Novice Amateur rules.
5. An Amateur card with a Novice notation will be issued to each person who supplies PtHA with a signed Eligibility Statement.
6. Novice Amateurs are governed under the Amateur Association Rules and Regulations and are subject to review and disciplinary action as covered by these rules.
7. Any Amateur who had previously advanced out of the Novice Amateur Program prior to 1/01/97 who now qualifies in any of the categories may re-apply for Novice Amateur status within the category(ies) in which he/she is eligible.

V2. Novice Amateur Classes

A. AM Novice Showmanship - English/Western

1. To be judged on the same point or percentage basis as other PtHA Showmanship classes.
2. Appointments and attire may be either English or Western, but must be consistent with Showmanship class rules.
3. Judge may require exhibitor to perform a pattern.

B. AM Novice Walk-Trot - English/Western

1. Pintos must walk and trot both ways of the ring.

2. Pintos may not lope/ canter.
 3. Entries may be required to back.
 4. Appointments and attire may be either English or Western, but must be consistent with style of riding.
 5. Chaps are optional to the Western exhibitor.
 6. Novice Amateurs exhibiting in a walk/trot class may not cross enter any class (Open, Amateur, or Novice Amateur) requiring a lope/canter at the same show.
- C. AM Novice English Pleasure - Hunter/Saddle Seats
1. To be judged on the same basis as PtHA Hunter/Saddle Seat English Pleasure.
- D. AM Novice English Equitation - Hunter/Saddle Seats
1. To be judged on the same basis as PtHA Hunter/Saddle Seat English Equitation.
- E. AM Novice Western Pleasure
1. To be judged on the same basis as PtHA Western Pleasure.
- F. AM Novice Western Horsemanship
1. To be judged on the same basis as PtHA Western Horsemanship.
- G. AM Novice Trail - English/Western
1. To be judged on the same basis as PtHA Trail.

V3. Points/Awards

- A. Points in the Novice Program do not count toward any PtHA awards.
- B. There will be no ROM's presented in Novice Amateur classes.
- C. A Notice of Advancement will be awarded to those who advance out of a Novice Amateur category.

W. YOUTH ORGANIZATION OPERATIONS, CONSTITUTION AND BYLAWS

W1. Age Requirements

- A. Youth Activities classes and events are open to persons 18 years of age and younger.
- B. The age of the Youth on January 1st shall be maintained throughout the year. Persons born on January 1st shall assume the greater age on that date.
- C. Married and/or divorced contestants, regardless of age, are not eligible to participate in the YA program.
- D. PtHA may require that a copy of a birth certificate be submitted to verify the age eligibility of a Youth.

W2. Youth Divisions

- A. Youth classes may be divided by age of Youth on the following basis:
 1. 8 & Under
 2. 11 & Under Walk-Trot
 3. 13 & Under; 14-18
 4. 10 & Under; 11-13; 14-18
 5. Age groups may be combined when there are insufficient entries for points in one of the age groups.
- B. When divided into two or more age groups, no Horse or Pony shall compete in more than one age section of the same class (i.e., the same Pinto may not be used in both the 13 & Under and the 14-18 classes of YA Western Pleasure at one show.).
- C. This rule does not apply to Showmanship and Equitation classes where the exhibitor only is being judged.
- D. Youth Halter classes may be held and divided at the Show Committee's discretion.

W3. Ownership

- A. Pintos owned or leased by the exhibitor or a member of his/her immediate family are eligible to be shown in this division. Farm, ranch or corporation ownership is permissible if owned solely by members of the immediate family. (See Rule H2, B.2) Such ownership must be evidenced by the records of this Association and the Registration Certificate at the time the Pinto is entered in any Youth class.
- B. LEASED HORSES — Leased Pintos are eligible in this division provided a PTHA Lease Notification form has been filed, along with the appropriate fees, at the PTHA office and official confirmation has been received by the lessee.
- C. COMPETITIVE UNIT — A competitive unit shall consist of one Youth and one PTHA-registered animal. Points will not be combined with two or more animals. Points may not be transferred from one animal to another.
- D. Horses may cross enter between Youth, Amateur and Open classes at the same show.
- E. Only individuals holding current PTHA Youth membership card or having applied for same, may enter Youth classes at approved PTHA ROM shows.

W4. Stallions

- A. No stallions or colts are permitted in Youth Activities events.
- B. Colts and stallions may not be exhibited by persons under 19 years of age.
- C. For showing purposes the Association considers a colt an unaltered male under the age of four years. An altered male is a gelding, regardless of age.

W5. Combined Classes

- A. Youth English and Western Classes or styles of showing can not be combined, with the exception of the following.
 - 1. Trail
 - 2. Side Saddle,
 - 3. YA Novice Walk/Trot
 - 4. YA Novice Showmanship
 - 5. YA Lead-Line
- B. Hunter Seat & Saddle Seat English Pleasure and Hunter Seat & Saddle Seat Equitation events may be combined at the option of Show Committees.

W6. Halter

- A. YA classes at Halter may be offered. (i.e., YA Geldings, YA Mares)
- B. Classes may be divided by age and/or type.

W7. Timed Events

- A. Horse distances only shall be used in all Youth Activities or Amateur Gymkhana classes.

W8. Designated Youth Classes (YA)

- A. To be eligible for Youth (YA) points, all classes must be designated by "YA" before the class title.

W9. Approved Classes

- A. In addition to regular performance division events, additional classes are included in the Youth Activities division as noted.
- B. The Youth Activities division is for competition in Pinto approved classes and shows. No Open points shall be counted except in special cases approved by the PTHA Youth Department (i.e., Competitive Riding).
- C. Any class listed in the regular performance division of this rule book may be written as a Youth Activity class. Classes will follow the same appointments, requirements and judging specifications as the Open division.

D. For Showmanship and Equitation class rules, refer to Rule T

W10. Payback In Youth (YA) Classes

- A. Shows may pay back YA Halter and Pleasure classes.
- B. Shows may not pay back YA Equitation or Showmanship classes (Youth being judged, not horse).
- C. Weekend high point awards may be paid to the Youth Pinto only, not the individual.
- D. PtHA Youth members may accept class payback and cash high point awards for his/her Pinto without jeopardizing his/her PtHA Youth status.
- E. Individuals are encouraged to check with any other organizations with which they may be involved for clarification on how this rule effects their Amateur/Youth status in that organization

W11. Youth (YA) Organization Liaison

- A. The PtHA President shall appoint a liaison on the Executive Committee representing the Youth Program.

W12. Youth (YA) Projects

- A. Youth (YA) projects are non-riding activities in which all Youth who are current members of PtHA may participate.
- B. Youth Projects Competition is held at the World Championship Show. Contact the PtHA office, World Show Premium Book, or PtHA web site for details and rules.
- C. PtHA is not responsible for any damage or loss of projects before, during or after the judging.

W13. Youth (YA) Team Tournament Competition

- A. Team Tournament competition is held at the World Show. Contact the PtHA office, World Show Premium Book, or PtHA web site for details and rules.
- B. Team tournaments may be held at any show.

W14. Youth Organization Constitution

ARTICLE I. NAME

This organization shall be named The Pinto Horse Association of America Youth Organization. The official abbreviation shall be PtHAYO. This organization is subject to the directives and rules established by the Pinto Horse Association of America, Inc.

ARTICLE II. PURPOSE

The purpose of this non-profit organization will be to promote and encourage the Youth members of the Pinto Horse Association of America on a state and national level, and to promote the general interest of Youth and the Pinto horse.

ARTICLE III. MEMBERSHIP

Membership will consist of all those who are Youth members of PtHA. Dues must be paid for the current year to PtHA and each member must be in good standing. Voting rights in the Youth Organization are to be one (1) vote per Youth member, limited to PtHAYO matters only.

ARTICLE IV. OFFICERS

The Officers of PtHAYO must be members in good standing of PtHA, PtHAYO, and within the 14 - 18 age division. The PtHAYO Executive Committee shall consist of President, Vice-President, Secretary, and Treasurer, plus the PtHA Director of Youth Activities, PtHAYO Youth Chairman and Co-Chairman. The PtHAYO Board will consist of a Director representing year Sector of PtHA, plus the PtHAYO Executive Committee.

ARTICLE V. AMENDMENTS

Any proposed amendment to this Constitution must be submitted in writing and signed by five (5) Youth members. Before acceptance of any proposed amendment, it must be read at the meeting. Discus-

sion must follow. A vote may then be taken.

The amendment, as voted on, must then be submitted to PtHA for approval. It will become part of this Constitution upon approval by two-thirds of the PtHA Board of Directors.

ARTICLE VI. VOTING PRIVILEGES

Each Youth member has one (1) vote. Only members in attendance at the PtHA meeting have a voting right. Voting members must be in good standing with the PtHA and PtHAYO. No absentee ballots are permitted in any election.

W15. Youth Organization Bylaws

ARTICLE I. ELECTION OF OFFICERS

The Officers of this organization must be in good standing with PtHA, PtHAYO and be within the 14 - 18 age division. The Youth Organization Executive Board will consist of the President, Vice-President, Secretary and Treasurer. These Officers will serve a one (1) year term. Ballots to nominate Officers shall be published in The Pinto Horse magazine. Election of the Officers will take place in December, with ballots to be received at a location designated by the Pinto Business Office. In the event of a tie, the PtHA Director of Youth Activities along with the PtHAYO Chairman and Co-Chairman will break the tie. There can be a PtHAYO Director for each corresponding PtHA Sector Director. Any member in good standing with PtHA, PtHAYO, and within the 14 - 18 age division, can run for the PtHAYO Director position. The PtHAYO Director will be elected or appointed by the PtHA Sector Director before October 1st. The Sector Director will forward the name of the PtHAYO Director to the PtHA Business Office. Only members of the PtHAYO Directors may be nominated for the PtHAYO Executive Offices. Nominations for the PtHAYO Executive Officers must be received by the PtHA Director of Youth Activities by November 1st. Upon becoming a member of the PtHAYO Executive Committee or Board the Youth will sign an agreement stating they will attend all PtHAYO meetings and functions during their term of office unless excused by the PtHAYO Director of Youth Activities. The term of all newly elected PtHAYO Officers and Directors shall begin upon completion of the Annual Pinto Convention following the election.

- A. If the President can not complete his/her term of office, the Vice-President will assume the presidential duties.
- B. The PtHAYO Director of Youth Activities will appoint replacements for Vice-President, Secretary, Treasurer and Directors, if needed.
- C. To serve as an Officer or Director the Youth must:
 1. Be a current member in good standing of PtHA and PtHAYO.
 2. Be in the 14 - 18 age division when serving the term of office.
- D. Any Officer or Director who does not fulfill his/her responsibilities or attend requirements is subject to removal from his/her position by the PtHAYO Director of Youth Activities, Youth Chairperson and Youth Co-Chairperson.
- E. Anyone removed from an Office or Director can not serve the following year.

ARTICLE II. DUTIES OF OFFICERS

The President shall preside over all meetings, exercise general supervision and management, subject to the approval of the Youth members. The president will vote only to break a tie. The Vice-President shall preside over any meeting in the absence of the President.

The Secretary shall keep minutes of any meetings and maintain a list of Youth members, showing names, addresses, and positions held in the organization. In addition, the Secretary is to submit a copy of the membership list to the PthA business office for permanent record, keep all records of the organization, including financial reports and routine business records, notify the Executive Board of any special meetings, notify the membership of any special activities. As required, the Secretary shall also read minutes or correspondence to organization membership. The Treasurer shall present records of all checks written and moneys received, read the current treasurer's report at each meeting. All funds will be handled at the PthA business office in a special Youth account. These funds must be generated by projects conducted by the PthAYO outside the PthA, and will fund PthAYO special projects.

ARTICLE III. DUTIES OF YOUTH MEMBERS

Duties of Youth membership is to be the policy making body of the Youth organization and to act on all important matters brought before the organization, to elect the Youth Executive Committee, and to vote on an individual basis, as he or she feels benefits the Youth on a national level.

ARTICLE IV. MATERIAL OF THE ORGANIZATION

All officers and committee heads shall turn over to their successors all information pertaining to the organization.

ARTICLE V. MEETINGS

There shall be no less than one (1) regular meeting of the Youth organization each year. Any special meetings may be called by the President at a central location.

The membership shall be notified by mail or through The Pinto Horse magazine.

Meeting notification shall be at least two (2) weeks prior to the meeting.

ARTICLE VI. QUORUM

A minimum of twenty (20) members in good standing must be present and voting at a meeting in order to constitute a quorum for the transaction of business.

ARTICLE VII. ORDER OF BUSINESS

1. Meeting called to order.
2. Roll call.
3. Reading of the Minutes of the previous meeting.
4. Treasurer's report.
5. Reading of communications.
6. Unfinished business.
7. Election of officers.
8. New business.
9. Adjournment.
10. Program.

ARTICLE VIII. AMENDMENTS

Any amendment to these Bylaws must be presented at the meeting in writing, signed by five (5) Youth members. Discussion must follow. A vote may then be taken.

The amendment must then be submitted to PthA for approval. It will become part of this Constitution upon approval by two-thirds of the PthA Board of Directors.

ARTICLE IX. ANNUAL DUES

No dues are to be assessed by the PthAYO for membership in the organization. Members must hold a current PthA membership and be a member in good standing of PthA.

ARTICLE X. TERMINATION OF PthAYO

Should the PthAYO disband, the Secretary shall turn over all

records to the PtHA. All records shall be kept for a period of one (1) year. All moneys will be placed in a separate savings account for a period of one (1) year. If, at the end of that time, there is no interest in resuming the PtHAYO, all moneys will be considered the property of PtHA.

ARTICLE XI.

Any actions taken by the PtHAYO must meet with the approval of a majority of the PtHA Youth Committee and the PtHA Board of Directors. The PtHA Board of Directors' authority supersedes both the Youth Committee and the PtHAYO.

X. NOVICE YOUTH (YA) PROGRAM

X1. Youth (YA) Novice

- A. The purpose of the novice youth program is to aid in raising the competence and confidence level of the Youth who has little or no experience in the show ring or is new to riding/handling horses.
- B. Open to any PtHA Youth member. A Novice Youth is a Youth who has not earned a Pinto or any other equine registry showmanship, equitation or performance ROM or its equivalent, or 20 points, within a category.
- C. After earning 20 points within a category as defined by PtHA, a Youth will not be eligible in that category at the end of that calendar year.
- D. Novice Youth Categories
 1. YA Novice Showmanship – English/Western
 2. YA Novice Walk-Trot – English/Western
 3. YA Novice English Pleasure – Hunt Seat/Saddle Seat
 4. YA Novice English Equitation – Hunt Seat/Saddle Seat
 5. YA Novice Western Pleasure
 6. YA Novice Western Horsemanship
 7. YA Novice Trail – English/Western

Y. OPEN COMPETITION ACTIVITIES PROGRAM – OCAP

Y1. Program Overview

- A. PtHA recognizes that Open Division and Youth exhibitors competing in specialty events may not have the opportunity to earn national points and awards. OCAP offers recognition for the achievements of these Pintos in activities outside of PtHA shows.
- B. Open and Youth exhibitors residing in areas where there are PtHA approved shows may also participate in the OCAP program.
- C. Points earned through this program will be recorded in the Pinto's permanent show record and make it eligible for OCAP Youth awards.
- D. The OCAP program is open to all PtHA members and PtHA registered horses in good standing who have enrolled in the program.

Y2. Show Approval

- A. Approvals run from January 1 to the following December 31. Show approvals must be renewed annually.
- B. Any club or association may apply for OCAP show approval.
- C. PtHA reserves the right to accept or reject submitted show approvals.
 1. Shows approved by Associations listed on the PtHA Recognized Associations/ Approved Outcross Breed Associations lists receive automatic approval.
 2. Shows approved through Alternative Point Programs (i.e..

PAC).

3. There will be no refunds if a show fails to meet approval guidelines.
- D. Show manager or show secretary must fill out and submit the OCAP Show Approval Application.
- E. Submit a copy of :
 1. Show rules
 2. Show bill (for each show)
 3. Proof of point record (High Point/ Year End awards)
 4. Names of judges (for each show)
 5. Names, phone numbers, and signatures of all show secretaries
- C. Pay the show approval fee (See Current Fee Schedule) or
- D. Pay the show renewal fee. (See Current Fee Schedule)
- E. Approval or Denial
 1. The show will be notified in writing of approval or denial.
 2. Letters of notification will contain a Club ID number and Individual Show ID numbers.
 3. Letters may be posted for the benefit of exhibitors.
- F. Shows that are NOT eligible for OCAP points.
 1. PthA approved Pinto shows
 2. Fun, Training, or Schooling shows
 3. Proper show attire not required
 4. Training equipment allowed

Y3. Pinto, Owner, Exhibitor Eligibility

- A. Pintos participating in OCAP must have a permanent PthA registration number.
- B. Owner(s) of record must be current members of PthA.
- C. Lessee(s), if applicable, must be current members of PthA.
- D. Lease must be on file with the PthA office.
- E. Exhibitor(s) must have current PthA memberships in the appropriate category, i.e. Youth, Individual.

Y4. Enrollment

- A. Enrollment in the OCAP program is from January 1 to the following December 31. Must be renewed annually.
- B. An enrollment form and fees must be submitted for each Pinto/exhibitor unit. (See Fee Schedule)
- C. Enrollment is not complete until the owner receives the OCAP enrollment card.
- D. Points earned prior to enrollment in the OCAP program will not be accepted.

Y5. OCAP Class Eligibility

- A. PthA rules will determine the eligibility of any class or event submitted for OCAP consideration.
- B. Only classes that match those listed in the PthA Rule Book are eligible for consideration in this program.
- C. Classes must be clearly titled to correspond with class titles as they appear in the PthA Rule Book. (i.e.. "Stake Race", not "Stakes")
- D. Gymkhana classes must be titled to correspond with the pattern used and diagramed in the PthA Rule Book.
- E. Novice/ Non-Pro level of competition (i.e.. Eventing) will be accepted.
- F. Classes NOT accepted for OCAP OCOM points are, but not limited to:
 1. Class judged on markings or color
 2. Class based on first place wins (maiden or limit)
 3. Walk/Trot or Lead-Line
 4. Mixed seat or combined classes of western or English

5. Classes that combine disciplines (i.e.. Ride/Drive, Trail/Jumping, etc.)

Y6. Recognized Associations

A. Recognized Associations/Events for the OCAP program, but not limited to:

1. ADS- American Driving Society
2. AERC- American Endurance Ride Council
3. ACHA- American Cutting Horse Association
4. CCHA- Canadian Cutting Horse Association
5. EC- Equine Canada
6. FEI- Federation Equestre Internationale
7. 4-H- National 4-H Council
8. MSA- Mounted Shooters of America
9. NATRC- North American Trail Ride Conference
10. NBHA- National Barrel Horse Association
11. NCHA- National Cutting Horse Association
12. NRCH- National Reined Cow Horse Association
13. NRHA- National Reining Horse Association
14. NSBA- National Snaffle Bit Association
15. SASS- Single Action Shooting Society
16. USDF- United States Dressage Federation
17. USEA- United States Eventing Association
18. USEF- United States Equestrian Federation
19. USTPA- United States Team Penning Association
20. Approved Outcross Registries
(see current PtHA Rule Book for a list of the approved outcross registries)

Y7. OCAP Season

- A. OCAP show season begins January 1st and ends the following December 31st.
- B. Points postmarked after December 31st will count toward the following year.

Y8. Results

- A. Completed OCAP forms must be submitted within thirty (30) days after the show date to the PtHA office.
- B. A separate form must be submitted for each Pinto, show, exhibitor, and /or judge.
- C. A Premium List, results print out, or score sheet from the show must accompany the OCAP Reporting Form
- D. The OCAP Reporting Form must be signed by a show official.
- E. A per sheet processing fee must accompany the results. See Current Fee Schedule.
- F. Late results will be denied and NO points will accrue.

Y9. Point Scale

- A. PtHA ROM point scale will be used for the OCOM point scale.
- B. Special scoring events in the PtHA rules will use that score when appropriate.
- C. Contests where more than one (1) go-round is held, shall be awarded points from the Average or Overall standings.
- D. Points earned through OCAP will be included in the Pinto's permanent OCAP show record.
- E. OCAP points will be included in the OCAP Year End Awards and Open Certificate of Merit (OCOM) awards program.

Y10. Open Certificate of Merit (OCOM)

- A. Open Division/Youth Division exhibitors are advanced to Open Certificate of Merit when they have:
 1. Open- earned 35 OCOM points in a category.
 2. Youth- earned 35 OCOM points in a category.

Y11. Open Certificate of Ability

A. Open Division/Youth Division exhibitors are advanced to Open Certificate of Ability when they have:

1. Open- earned 140 OCOM points in a category.
2. Youth- earned 140 OCOM points in a category.

Y12. Open Certificate of Excellence

A. Open Division/Youth Division exhibitors are advanced to Open Certificate of Excellence when they have:

1. Open- earned 175 OCOM points in a category.
2. Youth- earned 175 OCOM points in a category.

Y13. Open Certificate of Achievement

A. Open Division/ Youth Division exhibitors are advanced to Open Certificate of Achievement when they have:

1. Open- earned 210 OCOM points in a category.
2. Youth- earned 210 OCOM points in a category.

Y14. Open Certificate of Champions

A. Open Division/ Youth Division exhibitors are advanced to Open Certificate of Champions when they have:

1. Open- earned 400 OCOM points in a category.
2. Youth- earned 400 OCOM points in a category.

Y15. Open Certificate of Superior Ability

A. Open Division/ Youth Division exhibitors are advanced to Open Certificate of Superior Ability when they have:

1. Open horse- earned 700 OCOM points in a category.
2. Open pony/miniature- earned 525 OCOM points in a category.
3. Youth- earned 700 OCOM points in a category.

Y16. Open Certificate of Superior Achievement

A. Open Division/ Youth Division exhibitors are advanced to Open Certificate of Superior Achievement when they have:

1. Open horse- earned 1,050 OCOM points in a category.
2. Open pony/miniature- earned 700 OCOM points in a category.
3. Youth- earned 1,050 OCOM points in a category.

Y17. Open Certificate of Versatility

A. Open Division/ Youth Division exhibitors are advanced to Open Certificate of Versatility when they have:

1. Open horse/pony- earned:
 - a. Open Certificate of Ability in Halter
 - b. Open Certificate of Excellence
 - c. Open Certificates of Merit in at least four (4) performance events; two (2) under English tack and two (2) under western tack.
2. Open pony/miniature- earned:
 - a. Open Certificate of Ability in Halter
 - b. Open Certificate of Excellence
 - c. Open Certificates of Merit in at least four performance events; Including: pleasure driving, jumping-in-hand, gymkhana driving, and trail-in-hand.
3. Youth- earned:
 - a. Youth Open Certificate of Ability in Halter
 - b. Youth Open Certificate of Excellence
 - c. Youth Open Certificates of Merit in at least four performance events (at least one must be under English tack).
 - d. Youth Open Certificate of Merit in Stock Seat Equitation and in Either Hunter Seat or Saddle Seat Equitation.

Y18. Open Certificate of Superior Performance

A. Open Division/ Youth Division exhibitors are advanced to Open

Certificate of Superior Performance when they have:

1. Open horse- earned 1400 OCOM points in a category.
2. Open pony/miniature- earned 875 OCOM points in a category.
3. Youth- earned 1400 OCOM points in a category.

Y19. Open Certificate of Grand Champion

A. Open Division/ Youth Division exhibitors are advanced to Open Certificate of Grand Champion when they have:

1. Open- earned 1,975 OCOM points in a category.
2. Youth- earned 1,975 OCOM points in a category.

Y20. Open Certificate of Supreme Champion

A. Open Division/ Youth Division exhibitors are advanced to Open Certificate of Supreme Champion when they have:

1. Open horse- earned 5,285 OCOM points in a category.
2. Open pony/miniature- earned 4,785 OCOM points in a category.
3. Youth- earned 5,285 OCOM points in a category.

Y21. Points Approval

A. PtHA reserves the right to accept or deny OCAP points submitted and to investigate the conditions under which said points may have been earned.

B. PtHA will have final approval for any or all associations and events.

C. No refunds will be issued.

Y22. OCAP, Horse of the Year and Youth High Point

A. General Rules and Regulations

1. The Pinto Horse Association will make annual awards based upon the number of points earned by an Open Division or Youth Division exhibitor during that year of competition in each of the approved events in which points are awarded at OCAP approved shows.
2. Points will be computed on a yearly basis from January 1 to the following December 31. Horse, Pony, or Miniature of the Year and Youth High Point standings close December 31 of each year. Results postmarked after the December 31 date will not be included in the standings.
3. To be eligible for any award in this program, the owner(s) of record, or lessee(s) (if applicable), and the Open or Youth exhibitor must be current members of PtHA.
4. All Pintos (Horses, Ponies, or Miniatures) eligible to participate in the PtHA Open Division OCAP awards program are eligible for OCAP Pinto of the Year awards.
5. All Youth exhibitors eligible to participate in the PtHA Youth Division OCAP program are eligible for Youth High Point awards.
6. Tentative OCAP Pinto of the Year and Youth High Point placings are posted on the web site throughout the season.
 - a. It is the responsibility of all persons interested in OCAP Youth High Point and OCAP Pinto of the Year awards to check the tentative results.
 - b. Once the annual standings have been published in *The Pinto Horse* magazine, they will be considered official.
 - c. PtHA reserves the right to correct verifiable errors.

B. Youth Division

1. Youth Division Annual High Point age groups:
 - a. 13 & under
 - b. 14-18

2. The ten (10) units in each of the two (2) Youth Division age groups earning the highest number of points overall shall constitute the OCAP Youth Overall High Point winners. An appropriate certificate shall be prepared and presented to each Youth, and the OCAP High Point winners will be published in *The Pinto Horse* magazine.
3. The ten (10) units earning highest number of points in each of the individual Youth Division point-earning events during the year will be recognized as the OCAP Youth High Point winners for each point earning event. An appropriate certificate shall be prepared and presented to each Youth, and the OCAP High Point winners will be published in *The Pinto Horse* magazine.

C. Open Division

1. The Pinto earning more Open Division points during the year than any other of its peers has earned in a given event will be named OCAP Pinto of the Year in that event. An appropriate certificate shall be prepared and presented to the owner of said Pinto, and the name of the Pinto and owner will be published in *The Pinto Horse* magazine.
2. Each of the next nine (9) highest point-earning Pintos for that year in each event will be so designated as OCAP Honorable Mention and be published in *The Pinto Horse* magazine.

Z. ON THE TRAIL – HORSE, PONY, MINIATURE, Recreational Riding/Driving Program

Z1. Purpose:

The program is designed to promote members and his/her Regular Registry and Breeding Stock Pintos, who ride or drive for recreation or leisure purposes, by providing a special recognition program for his/her achievements.

A. Eligibility

1. Participants must be current members of PtHA for the entire time in which hours are recorded toward a recognition level.
2. Lapses in membership will result in loss of hours.
3. Memberships in PtHA run from January 1 to December 31
4. Pintos used in this program must be permanently registered before accumulating any hours.
5. Participants do not have to own or lease the Pinto he/she are using in this program.

B. Enrollment in On The Trail Program

1. An application must be submitted to PtHA prior to recording hours for each Pinto-rider/driver combination and include the one-time enrollment fee. See Fee Schedule.
2. No substitutions of Pintos or riders/drivers are allowed.

C. Eligible Time Activities

1. Time may be recorded for any non-show or competitive related activity in which a member participates by riding or driving.
2. This may include time spent while riding or driving in a group, participating in a parade a drill team, therapeutic riding or lessons.

D. Recording Eligible Time

1. A separate Official Time Log must be maintained for each Pinto enrolled in the program.
2. All time figured is on a one Pinto-one rider/driver basis and is on the honor system.

3. The registered name and number of the Pinto must be listed on the Official Time Log .
4. Actual time spent riding or driving shall be kept in full and one-half hour increments (i.e. 2.5 hours).
5. Double hours may be earned while riding or driving in national and state parks, grasslands or historic areas, as recognized by the U.S. or Canadian National Parks Service.

E. Reporting Eligible Time to PtHA

1. Participants are responsible for sending in Official "On The Trail" Time Logs to PtHA in order to earn recognition or awards.
2. Time Logs shall be numbered and kept in numerical order.
3. Each participant should keep a copy of the Official Time Logs as sent to PtHA.

F. Participant Inactivity

1. Inactive records will be kept for a maximum of three (3) years from the date of enrollment. After such time the records will be deactivated and enrollment fees and hours earned will be forfeited.

G. Recognition Levels are: 100, 500, 1,000, 1,500, 2,000, 2,500, 3,000, 3,500, 4,000, 4,500 and 5,000, 6,000, 7,000, 8,000, 9,000 and 10,000 hours

AA. MISS PINTO OF AMERICA

A Queen is selected each year at the
World Championship Show.
Contact the PtHA office for rules and information

BB. GLOSSARY OF TERMS

AMATEUR	Adult exhibitor who meets the requirements of the PtHA Amateur program rules
COMPETITIVE UNIT	An Amateur/Pinto or Youth/Pinto Combination
CORPORATE	Corporations, Partnerships, LLCs, LLPs, Trusts and/or creations of law not being natural persons
EQUITATION, HORSEMANSHIP, REINSMANSHIP	Class judged solely on the exhibitor – the art of riding or driving
EXHIBITOR	The rider, driver, or handler of the Pinto in any Open, Amateur or Youth class
HALTER	Class judged solely on Pinto's conformation, and while being led at a walk & trot or jog
JUNIOR PINTO	Refers to age of animal: 2 Years & Under in Halter; 5 Years & Under in Performance
MEMBER IN GOOD STANDING	PtHA Member that has paid requisite membership fee and is not under current suspension from membership with PtHA.
NOVICE	Beginning Youth or Amateur exhibitor who meets the Novice Program requirements
PERFORMANCE	Class judged solely on Pinto while being ridden or driven, or being ridden, driven or led over/through obstacles
PINTO	Any horse, pony or miniature registered with the PtHA

BB. GLOSSARY OF TERMS

SEAT	Refers to style of riding/exhibition (Hunter Seat, Saddle Seat, Western)
SHOWMANSHIP	Class judged solely on exhibitor while Pinto is led at walk & jog or trot through a specific pattern
SENIOR PINTO	Refers to age of animal: 3 Years & Over in Halter; 6 Years & Over in Performance
TYPE	Conformation (body) type of the Pinto
HUNTER TYPE	Body type, breeding & carriage most often associated with the Thoroughbred Horse, and/or Connemara or Welsh Pony
PLEASURE TYPE	Body type, breeding & carriage most often associated with the Arabian or Morgan Horse, and/or Welsh or Shetland Pony
SADDLE TYPE	Body type, breeding & carriage most often associated with the Saddlebred or Tennessee Walking Horse, and/or Modern Shetland or Hackney Pony
STOCK TYPE	Body type, breeding & carriage most often associated with the Quarter or Paint Horse, and/or Foundation Shetland Pony
YOUTH	Exhibitor under age 18 who meets the requirements of the PtHA Youth Program

CC. CURRENT PtHA FEE SCHEDULE

MEMBERSHIP CATEGORIES

- Individual membership - one person, over 19 years of age
- Joint membership – up to two people (i.e. husband & wife), no show privileges
- Assumed or Trade name – person(s) or artificial legal entity, ranches, sole proprietorships, 'DBA' entities, etc
- Corporate – corporate entities in good standing in state/ country of incorporation
- Syndicate or Joint Venture – entity in good standing in state/country of organization
- Decedent's Estate, Trust or Guardianship or other legal Custodial entities
- Partnership (General or Limited) – entity in good standing in state/country of organization

1 year membership	\$30
3 year membership	\$80
5 years membership	\$125
Lifetime membership	\$400

AMATEUR MEMBERSHIP

In addition to an individual membership, only for qualified members.

1 year Amateur membership	\$10
---------------------------	------

YOUTH MEMBERSHIP

Youth, Individual, must 18 years of age or under as of January 1st.
An individual Youth Lifetime membership may be upgraded to an Individual lifetime membership at age 19 for a one-time fee of \$300.

1 year Youth membership	\$15
Lifetime Youth membership (to age 18)	\$100

REGISTRATION FEES*

All Sexes, types, divisions and classifications

Weanlings, within six months of foaling	\$20
Weanlings, over six months & prior to December 31 st of foaling year	\$35
Yearlings	\$50
Two-year olds and older	\$65
Undocumented Horse mare or gelding	\$100
Sector Director Conditional Registration	\$80


***Non-members add \$50 to above rates**

RUSH FEES & SERVICES

7 Day Rush – includes priority mail and/or fax return	\$35
72 Hour Rush – includes priority mail and/or fax return	\$50
24 Hour Rush – includes Express Mail and/or fax return	\$75
Documents returned via Express Mail for 7 day or 72 hour rush	\$20

Pinto Horse Magazine SUBSCRIPTION RATES

1 year, member	\$20
2 year, member	\$35
1 year, non-member	\$25
2 year, non-member	\$45
1 year, Canadian member	\$28
2 year, Canadian member	\$51
1 year, Canadian non-member	\$32
2 year, Canadian non-member	\$59
1 year, International member	\$32
2 year, International member	\$59
1 year, International non-member	\$37
2 year, International non-member	\$69



PHA HORSE OF THE YEAR • TRAIL RIDING • TRAINING TIPS • 50 YEARS OF PHA • FOAL CARE

OTHER SERVICES & FEES AS OF JANUARY 1, 2007

Subject to change without further notice.

All fees must be paid in US funds.

SERVICE	MEMBER	NON MEMBER
Transfer of Ownership, current, within 120 days	\$20	\$60
Transfer of Ownership, late, after 120 days	\$40	\$80
Transfer of Ownership, 3-6 owners, one Pinto	\$60	\$120
Change of Registered name	\$100	\$200
Pony/B Miniature/Miniature Annual/Permanent Measurement Certificate	\$5	\$10
Castration Notification	N/C	N/C
Color Status Classification Change	\$25	\$50
ROM/YA UNIT/AM UNIT Point record (per Pinto or Unit)	\$10	\$20
Lease Filing Fee – Initial, plus \$20 per person	\$20	N/A
Stallion Breeding Report (due 12/31 annually)	\$10	\$20
Amended Stallion Breeding Report	\$10	\$20
Stallion Breeding Report (received after 12/31)	\$35	\$70
Duplicate Registration Certificate	\$25	\$50
Amateur/Novice Amateur Card	\$10	N/A
Duplicate AM/Nov AM card	\$5	N/A
Height Reclassification	\$25	\$50
Type Change	\$100	\$200
NSF/Returned Check Charge	\$35	\$35
Pedigree Research (up to five generations)	\$20	\$40
Fax Service	\$5	\$10
ROM Points Research, prior years (minimum 2 hours, must be pre-paid)	\$25 /hour	\$50 /hour
Protest Fee (cash or certified funds only)	\$250	N/A

SHOW & EVENTS FEES

Single Judge Open Show Approval Fee, up to 10 PtHA Classes	\$10
Single Judge Open Show Approval Fee, 11 to 20 PtHA Classes	\$20
Single Judge PtHA Show Approval Fee	\$20
Single Judge Show Per Class Fee	\$1/Class
Single Judge Show Per Pinto Office Fee	\$5/Pinto
Multi-judge Show Approval Fee	\$20/Judge
Multi-judge Show Per Class Fee	\$1/Class
Multi-judge Show Per Pinto Office Fee	\$5/Judge
Jubilee Show Approval Fee	\$80
Jubilee Show Per Class Fee	\$4/Class
Jubilee Show Per Pinto Office Fee	\$8/Pinto
Futurity Show (tracks money earned)	\$20/Judge
Futurity Show Per Pinto Office Fee	\$5/Judge
Futurity Show Per Class Fee	\$1
Specialty Show/Event Fee	Contact Office
Computer Show Results Reporting, per Judge, per Pinto, PtHA computes results & returns to Show Secretary	\$0.50
OCAP Show Approval, per show	\$5
OCAP Show Renewal, per show	\$5
OCAP Enrollment, per Pinto	\$20

Key Word Index

A

Age 53, 80, 82, 202
Amateur 9, 10, 12, 16, 39, 44, 46, 51, 52, 53, 64, 66, 67, 68, 69, 71, 72, 73, 74, 75, 76, 77, 81, 83, 199, 200, 201, 202, 203, 204
Amateur Association 9, 12, 196, 199, 200, 201
Amateur Division 66
Appointments 16, 81, 84, 110, 136, 140, 143, 146, 151, 152, 201, 202
Artificial Insemination 37
Attire 57, 84, 137, 140, 151, 153, 158, 160, 161

B

Bareback 84
Barrels 89, 111, 145
Bit 84, 86, 209
Bits 143, 171
Blood Typing 37
Board of Directors 9, 10, 11, 13, 16, 17, 18, 33, 37, 46, 199, 200, 201, 205, 206, 207
Bosal 86
Brands 36
Breakage Of Equipment 58
Breeder 34
Breeding Stock 30, 31, 32, 33, 41, 81, 83, 212
Bridle.*See* Tack
Bylaw 25

C

Calf Roping 133
Cancellation 37, 56
Canter 139, 141, 142, 143
Castration 37
Cattle 118
Certificate Of Ability 67
Certificate Of Achievement 67
Certificate Of Superior Ability 68
Challenged Exhibitors 54
Challenge 20 Award 75
Chaps 84, 202
Classes 43, 44, 48, 53, 64, 75, 76, 77, 80, 82, 83, 84, 87, 110, 111, 133, 134, 135, 136, 138, 139, 140, 141, 144, 148, 163, 165, 167, 201, 203, 204
Color Patterns 30
Color Requirements 29
Combined 64, 156, 157, 203
Combined Driving 64, 156, 157
Combining 111, 115
Committees 10, 16, 44, 136, 140, 203

Competitive Riding 203
Competitive Unit 66, 197, 198, 203
Conduct 56
Conformation 39, 41, 78, 83, 104, 139, 166
Congress Show 46, 71, 72, 73
Constitution 10, 18, 20, 24, 56, 199, 204, 205, 206
Costume 64
Cruelty 59
Curb 80, 84, 85, 87, 90, 136, 140, 143, 171, 182, 186
Cutting 118, 133

D

Dally Team Roping 134
Director 9, 11, 12, 17, 32, 65, 198, 204, 205, 216
Disciplinary Procedures 24
Disciplined Rail 64, 76, 84, 110, 143, 156
Disqualification 134, 135
Dress.*See* Attire;*See also* Appointments
Dressage 78, 79, 156, 157
Drugs 60

E

Education 14
Embryo Transplant 38
Endurance Riding 174, 198
English 46, 51, 57, 58, 64, 68, 69, 70, 71, 73, 76, 78, 79, 84,
110, 136, 138, 139, 140, 143, 144, 179, 201, 202, 203,
207
English Pleasure 57, 76, 136, 138, 140, 202, 203, 207
Entries 55, 56, 78, 79, 84, 86, 89, 109, 114, 115, 133, 134,
135, 138, 139, 140, 141, 142, 143, 144, 151, 152, 153,
154, 156, 166, 178, 179, 202
Entry 22, 23, 31, 44, 46, 48, 49, 50, 51, 55, 56, 57, 58, 59,
62, 63, 80, 81, 86, 89, 90, 111, 114, 115, 116, 118, 120,
133, 134, 135, 136, 137, 140, 144, 145, 146, 147, 152,
153, 159, 163, 164, 172, 178, 179, 181, 182, 183, 184,
196
Equitation 68, 69, 70, 71, 72, 73, 74, 76, 77, 84, 136, 140,
202, 203, 204, 207
Eventing 64
Executive Committee 9, 10, 11, 13, 15, 16, 17, 20, 22, 24,
25, 26, 32, 33, 37, 44, 49, 53, 59, 60, 61, 63, 198, 204,
205, 206
Exhibition 7, 23, 24, 59, 90, 215

F

Falls 59, 163, 164, 167
Family 33, 39, 49, 50, 66, 196, 197, 203
Farrier 59, 197
Fees 19, 33, 34
Fine Harness 152

Five-Gaited 140, 142
Flag Race 147, 148
Foal 83

G

Gait 143, 164
Gaits 86, 89, 139, 141, 142, 151, 152, 153, 173, 177, 181,
182, 184, 195
Games. *See* Gymkhana
Grooming 185, 197
Gymkhana 146, 148, 203

H

Hackamore 86, 136
Halter 44, 47, 64, 65, 67, 68, 69, 70, 71, 72, 73, 76, 77, 78,
79, 80, 81, 82, 83, 179, 202, 203, 204
Hand Gallop 139
Heading 134
Heeling 134
Height 31, 35, 167, 168
Horsemanship 68, 69, 70, 71, 72, 73, 74, 77, 186, 187, 192,
196, 202, 207
Horse of the Year 211
Hunter Hack 177
Hunter Over Fences 137, 139, 162, 165, 166, 167
Hunter Seat 39, 40, 41, 57, 64, 68, 78, 136, 138, 140, 143,
144, 203
Hunter Type 39, 41, 58, 78, 80, 213

I

Ideal 82, 110, 144, 152
Ideal Pinto Driving 152
Individual 18, 19, 20, 40, 116, 157

J

Jog Trot 139, 153, 154, 173, 183
Jubilee Show 43, 45, 46, 71, 72, 73, 219
Judge 43, 44, 45, 46, 49, 50, 51, 52, 76, 80, 89, 110, 116,
124, 125, 127, 129, 130, 131, 132, 143, 144, 156, 157,
159, 164, 166, 172, 177, 178, 179, 192, 197, 201, 219
Judges 16, 20, 49, 51, 79, 114, 115, 179
Judging 79, 89, 114, 118, 119, 138, 139, 140, 141, 142, 143,
152, 153, 156
Jumper 45, 58, 136, 137, 159, 161, 162, 167
Jumping 64, 77, 78, 136, 157, 159, 161, 164

K

Keyhole 147

L

Lameness 51, 172, 179, 180
Lead-Line 76, 196, 203, 208
Lease 38, 39, 65, 66, 67, 203
Lease Notification 38, 39, 65, 66, 67, 203
Legion of Merit 64, 70, 72, 73
Liability 22
Longe Line 53
Lope 86, 105, 106, 107, 108, 111, 115

M

Measurement 35, 40, 42
Medications 60. *See* Drugs
Membership 9, 10, 11, 16, 18, 19, 20, 28, 37, 44, 53, 66, 199, 204
Member In Good Standing 19, 25, 49, 59, 65, 66, 199, 205, 206
Miniature 29, 31, 42, 44, 53, 55, 56, 59, 64, 68, 69, 70, 72, 74, 75, 77, 78, 80, 83, 111, 115, 116, 148, 157, 159, 160, 161
Minutes 10, 13, 17, 50, 58, 59, 110, 133, 144, 153, 156, 179, 195, 200, 206
Mission Statement 7
Miss Pinto of America 213
Mounted Shooting 180
Multi-Judge Show 50

N

Name 8, 18, 19, 21, 23, 24, 25, 26, 27, 29, 32, 33, 34, 35, 46, 48, 55, 56, 62, 65, 66, 74, 75, 76, 83, 170, 196, 197, 205, 212, 213, 216, 218
Name Change 19
National Show 40, 46, 75
Novice Amateur 53, 75, 76, 201, 202
Novice Youth 53, 75, 76, 207
Numbers 57, 58

O

Obstacles 56, 60, 111, 112, 114, 115, 116, 117, 154, 156, 158, 159, 160, 161, 162, 164, 165, 166, 176, 214
Obstacle Driving 154, 156, 157
OCAP 207
Officers 10, 13, 18, 21, 22, 28, 199, 206
On The Trail 212, 213
Open Competition Activities 69
Outcross 40, 41, 42
Overo 30, 47, 83

P

Parade Horse 78
Park Horse 57, 141, 142

Pattern 83, 89, 103
Payback 204
Performance 43, 44, 55, 64, 73, 81, 104, 110, 143, 144,
158, 159, 161, 162, 166, 201
Pinto 7, 8, 9, 13, 15, 16, 17, 18, 19, 21, 22, 23, 24, 26, 27,
28, 29, 30, 31, 32, 33, 34, 36, 37, 38, 39, 40, 41, 42, 43,
44, 46, 47, 48, 49, 50, 51, 53, 54, 55, 56, 57, 58, 60, 61,
62, 63, 64, 65, 66, 67, 69, 70, 71, 72, 73, 74, 75, 76, 78,
79, 81, 82, 83, 84, 86, 87, 90, 91, 103, 104, 109, 110, 111,
114, 115, 116, 118, 133, 134, 135, 141, 144, 145, 147,
151, 152, 153, 154, 156, 157, 158, 162, 168, 179, 188,
199, 201, 202, 203, 204, 205, 206, 207, 212, 213
Pleasure Type 39, 41, 58, 78, 79, 80, 138
Point 29, 35, 44, 45, 46, 47, 56, 63, 65, 67, 69, 70, 74, 75,
81, 89, 91, 103, 104, 119, 120, 121, 133, 134, 135, 147,
156, 157, 165, 168, 169, 172, 173, 174, 177, 178, 180,
196, 198, 201, 204, 208, 209, 212
Point-Earning 64, 82, 83
Points 63, 64, 65, 66, 67, 74, 75, 76, 90, 136, 157, 202, 203
Pole Bending 146
Pony Division 31, 41, 77
Premium List 44
President 9, 10, 11, 12, 13, 15, 16, 17, 18, 23, 24, 25, 26,
36, 55, 199, 200, 204, 205, 206
President-Elect 9
Protest 25, 41, 42, 58, 59
PtHAYO 204, 205, 206, 207

Q

Queen 213
Quorum 11, 25

R

Racing 38, 39, 69, 70
Ranch Horse 109
Reasonable Accommodation 54, 55
Regional Show 46, 71, 72, 73
Register Of Excellence 67
Register Of Merit 66, 67, 68, 69, 70, 71, 72, 73, 83
Registration 10, 16, 20, 22, 24, 26, 28, 29, 30, 31, 32, 33,
34, 36, 37, 39, 40, 41, 53, 55, 56, 61, 63, 65, 81, 203
Registration Certificate 24, 26, 29, 30, 32, 33, 34, 36, 37,
39, 53, 55, 56, 61, 63, 65, 81, 196, 203
Reining 89, 92
Reinsmanship 67
Responsibility 21, 28, 39, 56
Results 52, 74
Retirement Ceremony 53
Riata 84, 187
Ribbons 47, 52
Ring Steward 49

Roadster 151, 153, 154
ROE 178
ROM 19, 43, 44, 51, 63, 64, 65, 66, 67, 69, 70, 74, 75, 76,
81, 87, 157, 168, 174, 201, 202, 203, 207
Romal 84, 90, 117, 120, 136, 145, 187, 193
Rule Change 17
Rush Fee 34

S

Saddle 39, 40, 41, 57, 58, 64, 68, 76, 77, 79, 80, 81, 84, 86,
136, 137, 138, 139, 140, 141, 142, 143, 152, 153, 202,
203, 207. *See* Tack
Saddle Seat 39, 41, 57, 64, 68, 77, 136, 139, 140, 143, 202,
203, 207
Saddle Type 40, 41, 58, 79, 80, 138
Scars 36
Schooling 60, 61, 120
Scoring 90, 103, 116, 118, 120, 134, 158, 160, 161, 163,
166, 178, 180, 183
Seat 39, 41, 57, 64, 76, 110, 136, 143, 170, 176, 189, 190,
191, 192, 193, 194, 195, 200, 208
Sectors 9
Sector Director 9, 11, 17, 32, 65, 205, 216
Shoeing 58
Showmanship 53, 68, 69, 70, 71, 73, 74, 76, 77, 78, 79,
201, 202, 203, 204, 207
Show Approval 42, 207, 208, 219
Show Hack 136
Show Horse 40, 78
Show Management 62, 63
Show Manager 47, 48
Show Operation 53
Show Representative 20, 45, 48, 50, 58
Show Results 52
Side Saddle 64, 76, 203
Snaffle 80, 84, 85, 86, 87, 90, 117, 120, 140, 143, 154, 171,
182, 186, 187
Splitting 104
Spurs 84, 140
Stake Race 148
Stallion 31, 34, 35, 82
Steer Stopping 135
Stock Seat 57, 68, 202, 207
Stock Type 39, 41, 58, 78, 79
Superior Performance 73
Supreme Champion 64, 72, 73

T

Tack. *See also* Bits; *See also* Appointments
Tailer 80
Tapaderos 84

Team Penning 136
Team Tournament 199, 204
Television 20
Three-Gaited 141, 142
Tobiano 30, 47, 83
Toe 35, 58, 181, 184, 189, 191, 193
Top Ten 74
Trail 53, 57, 64, 76, 78, 84, 86, 110, 111, 114, 115, 116, 139,
168, 202, 203, 207, 212, 213
Trail-In-Hand 53, 115, 116
Transfer of Ownership 36
Transported Semen 38
Type 9, 19, 22, 39, 40, 41, 43, 44, 47, 48, 56, 57, 58, 61, 64,
65, 70, 72, 76, 77, 78, 79, 80, 81, 82, 86, 89, 110, 136,
137, 139, 140, 141, 142, 144, 151, 152, 153, 162, 163,
170, 176, 178, 179, 181, 182, 185, 186, 189, 190, 191,
192, 194, 198, 203, 215
Type Designation 39

U

Unsportsmanlike Conduct 22

V

Versatility Award 68
Veterinarian 61, 62, 63
Violation 23, 25, 49, 58, 59, 60, 62, 179

W

Walk/Trot 64, 76, 201, 203, 207
Western 12, 39, 40, 41, 46, 51, 57, 58, 64, 68, 69, 70, 71,
73, 76, 78, 84, 86, 89, 103, 110, 118, 136, 139, 140, 143,
146, 152, 179, 201, 202, 203, 207
Western Riding 86, 103
Whips 80, 115, 160
Working Cow Horse 46
World Show 15, 41, 42, 46, 47, 52, 71, 72, 73, 76, 168, 199,
204

Y

YA 19, 39, 64, 65, 66, 67, 68, 69, 70, 71, 72, 73, 74, 75, 76,
84, 202, 203, 204, 207
Youth 10, 16, 19, 39, 44, 46, 51, 52, 53, 64, 66, 67, 68, 70,
72, 73, 74, 75, 76, 77, 83, 196, 202, 203, 204, 205, 206,
207
Youth Organization 204, 205

Z

Zone Awards 75